



ETP July Update.

Highlights

London Stock Exchange remains Europe's top exchange for ETPs, and continues to grow across different products including fixed income ETFs, emerging market ETFs and Exchange Traded Commodities etc.

Listings

- **19** new ETFs were listed in July 2018.
- There are now **1097** ETFs (available as **1,613** lines through multi-currency offerings) and **487** ETCs/ETNs (available as **580** lines) on our London market.

Trading activity

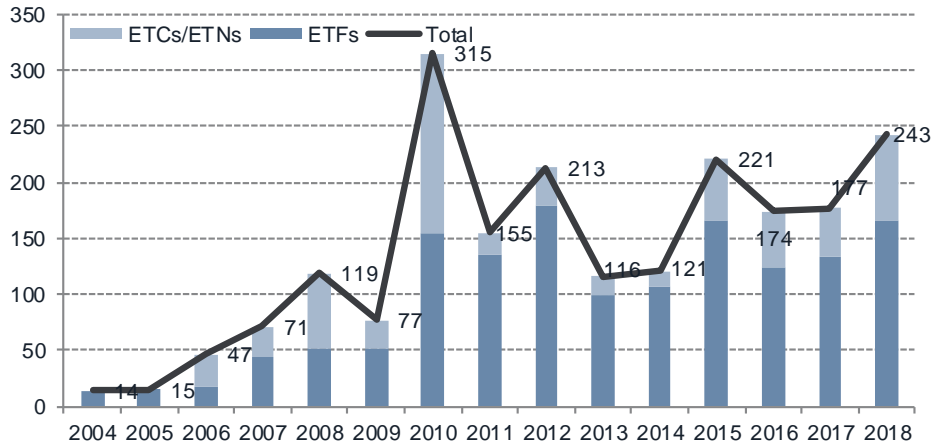
- Orderbook value traded for ETPs in July 2018 was **£7.23 billion** (206k trades), down by **0.9%** compared to July 2017.
- Orderbook value traded for ETPs YTD 2018 was **£63.3 billion** (1.95m trades), up by **16%** compared to same period in 2017.

Market coverage

- **21** registered market makers provide continuous pricing and a high quality pool of liquidity on our order-book.
- In addition, more than **300** member firms from **19** countries are connected to the London Stock Exchange's order book and have access to trade ETFs.

Product Growth

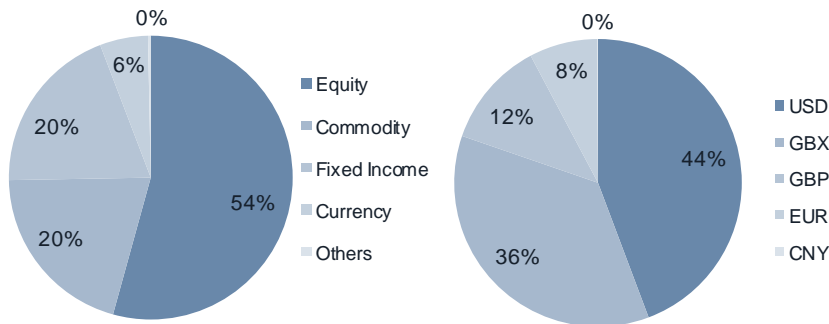
ETP new listings on LSE since 2004



Points to highlight:

- There are **28** ETP issuers on London Stock Exchange and a total of **1,584** ETPs.
- We have welcomed **China Post Global** and **ITI Funds** as new ETP issuers in 2018. We have also welcomed back **HSBC**.
- **243** new ETPs were listed on LSE in 2018.
- Of the **243** new listings, there were **126** equity products, **64** fixed income products, **40** commodity products, and **12** currency products and **1** derivatives product.
- Products listed on LSE showed a good diversity in terms of asset classes and trading currencies, offering investors with greater flexibility.

No. of products by asset class and trading currency

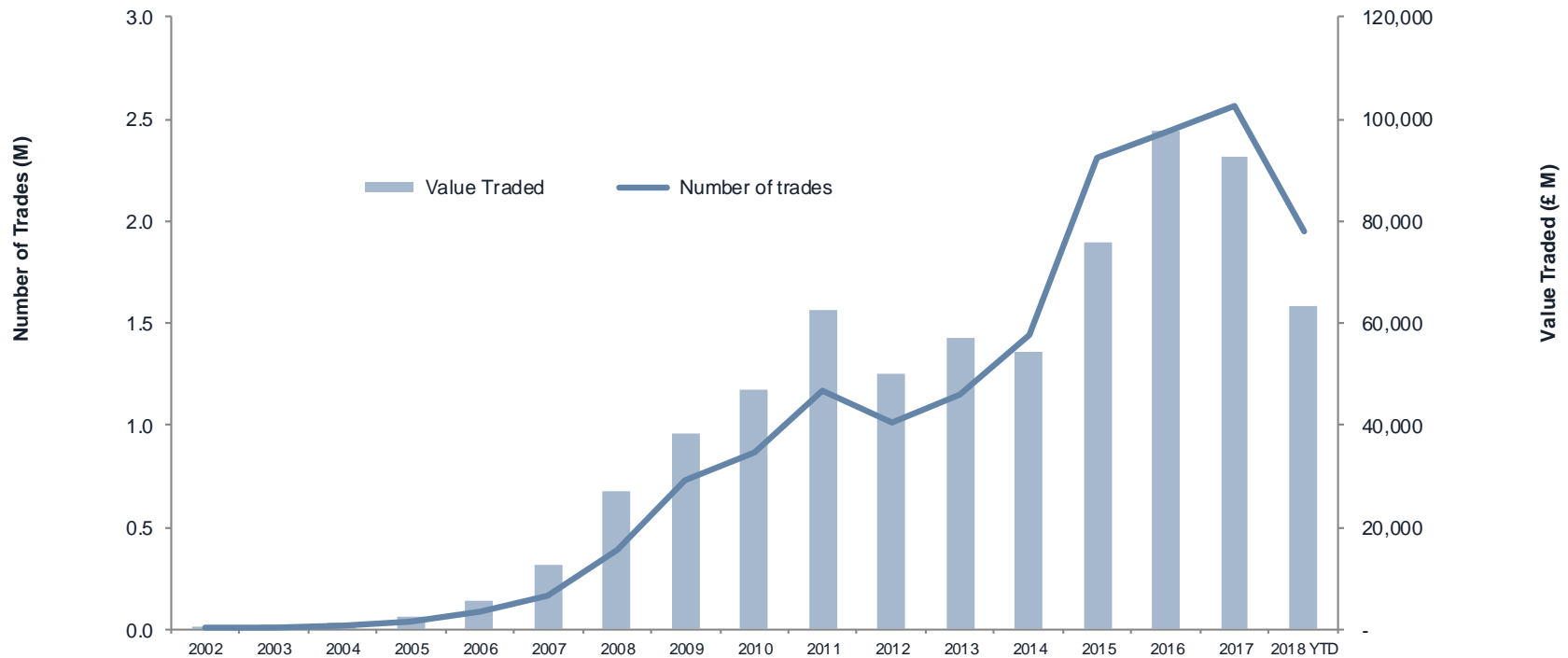


New ETP listed – July 2018

ISIN Code	TIDM	First Trading Date	Currency	Issuer Name	Instrument Name
IE00BGCSB447	ERNA	20180703	USD	ISHARES IV PLC	ISH \$ ULTRASRT BND ETF USD ACC
IE00BZ17CN18	SDHA	20180703	USD	ISHARES IV PLC	ISH \$ ST DUR HY CRP BND ETF USD ACC
IE00BZ171348	GAAA	20180703	USD	ISHARES VI PLC	ISH GLB AAA-AA GVT BND ETF USD ACC
IE00BD8KRH84	GSPX	20180703	GBP	ISHARES VII PLC	ISH S&P500 UCITS ETF GBP-H DIST
IE00BDR5H297	GENG	20180703	GBX	UBS (IRL) ETF PLC	UBS (IRL) ETF GL GEN EQ HDG GPB ACC
IE00BDR5GV14	GENE	20180703	GBX	UBS (IRL) ETF PLC	UBS (IRL) ETF GL GEN EQ USD ACC
IE00BZ173W74	HLQD	20180703	USD	ISHARES PLC	ISH \$ CRP BND INT RT HGD ETF USD ACC
LU1829221966	BNKU	20180706	USD	MULTI UNITS LUXEMBOURG	LYXOR S&P 500 BANKS UCITS ETF
IE00BFWMMG89	WOFM	20180709	GBX	UBS (IRL) ETF PLC	UBS ETF WRLD SEL FAC MIX USD DIS
LU1804202403	EUFM	20180709	GBX	UBS ETF	UBS ETF EMU SEL FAC MIX EUR ACC
IE00BFXYK923	DFJ	20180712	USD	WISDOMTREE ISSUER PLC	WT JAPAN SMALLCAP DIV UCITS ETF - USD
IE00BFXYKD63	DFJA	20180712	USD	WISDOMTREE ISSUER PLC	WT JAPAN SMALLCAP DIV UCITS ETF - USDACC
IE00BD8ZCY59	USMF	20180712	USD	WISDOMTREE ISSUER PLC	WT US MULTIFACTOR UCITS ETF - USD
IE00BD8ZD313	FCTR	20180712	USD	WISDOMTREE ISSUER PLC	WT US MULTIFACTOR UCITS ETF - USD ACC
IE00BG143G97	VDXX	20180719	GBP	VANGUARD FUNDS PLC	VANGUARD DAX UCITS ETF
LU0677077884	XUEM	20180720	USD	XTRACKERS II	X USD EMERGING MARKETS BONDS ETF
LU1646360971	MFEX	20180725	GBP	MULTI UNITS LUXEMBOURG	LYXOR CORE MSCI EMU
LU0908501132	MFDD	20180725	GBP	LYXOR INDEX FUND	LYXOR CORE EURO STOXX 300
IE00BF4NQ904	HMCT	20180727	USD	HSBC ETFS PLC	HSBC MSCI CHINA A INCLUSION UCITS ETF

London ETP Market Growth

- Orderbook value traded for ETPs in July 2018 was **£7.23 billion** (206k trades), **down by 0.9%** compared to July 2017.
- Orderbook value traded for ETPs YTD 2018 was **£63.3 billion** (1.95m trades), **up by 16%** compared to same period in 2017.
- Average order book trade size for ETPs was **£28k** in July 2018.





Top 10 Traded ETFs

Top 10 most Actively On-book traded ETFs on LSE

	Instrument Name	TIDM	ISIN	Value (£m)	Trades	Volume (m)	Value (%)	Trade (%)	Volume (%)	Avg Trade Size	Average TWS
1	ISHRS CORE S&P 500 UCITS ETF USD (ACC)	CSPX	IE00B5BMR087	£278.00	6,951.00	1,358,511.00	19%	17%	2%	195.44	1.91
2	VANGUARD S&P 500 UCITS ETF	VUSD	IE00B3XXRP09	£239.67	4,964.00	5,971,440.00	17%	12%	10%	1202.95	2.03
3	ISHARES CORE FTSE100 UCITS ETF GBP(DIST)	ISF	IE0005042456	£238.19	8,526.00	31,408,719.00	17%	21%	53%	3683.88	2.72
4	ISHARES CORE EM IMI UCITS ETF USD (ACC)	EIMI	IE00BKM4GZ66	£142.82	4,184.00	6,666,617.00	10%	10%	11%	1593.36	7.26
5	ISHRS J.P. MORGAN \$ EM BOND ETF USD DIST	IEMB	IE00B2NPKV68	£121.68	3,860.00	1,496,065.00	8%	9%	3%	387.58	11.60
6	ISHRS CORE MSCI WORLD ETF USD (ACC)	IWDA	IE00B4L5Y983	£115.69	2,933.00	2,745,326.00	8%	7%	5%	936.01	4.62
7	ISHRS CORE MSCI JAPAN IMI ETF USD (ACC)	IJPA	IE00B4L5YX21	£98.75	3,237.00	3,091,027.00	7%	8%	5%	954.90	8.03
8	ISHARES FTSE 250 UCITS ETF GBP (DIST)	MIDD	IE00B00FV128	£72.22	2,051.00	3,636,022.00	5%	5%	6%	1772.80	7.37
9	ISHARES \$ CORP.BOND UCITS ETF USD (DIST)	LQDE	IE0032895942	£70.05	2,989.00	833,274.00	5%	7%	1%	278.78	12.21
10	VANGUARD FTSE 100 UCITS ETF	VUKE	IE00B810Q511	£63.35	1,641.00	1,870,658.00	4%	4%	3%	1139.95	5.62
			sum:	£1,440.42							

Top 10 most Actively On-exchange traded ETFs on LSE

	Instrument Name	TIDM	ISIN	Value (£m)	Trades	Volume (m)	Value (%)	Trade (%)	Volume (%)	Avg Trade Size	Average TWS
1	ISHARES \$ CORP.BOND UCITS ETF USD (DIST)	LQDE	IE00B02KXK85	£819.18	3,108.00	9,758,306.00	19%	9%	5%	3139.74	12.21
2	ISHRS CORE S&P 500 UCITS ETF USD (ACC)	CSPX	LU0659579220	£654.37	7,216.00	3,180,525.00	15%	21%	2%	440.76	1.91
3	ISHARES CORE FTSE100 UCITS ETF GBP(DIST)	ISF	IE00B1FZSF77	£573.68	11,886.00	77,401,802.00	13%	34%	37%	6512.01	2.72
4	ISHRS \$ TREAS BOND 7-10YR ETF USD (DIST)	IBTM	IE00BVDPJP67	£470.96	589.00	3,299,205.00	11%	2%	2%	5601.37	8.87
5	ISHARES PHYSICAL GOLD ETC	IGLN	IE00BDD48R20	£388.21	2,163.00	20,862,038.00	9%	6%	10%	9644.96	3.07
6	ISH S&P500 UCITS ETF GBP-H DIST	GSPX	LU1233598447	£338.64	40.00	65,651,687.00	8%	0%	32%	1641292.18	12.05
7	LYXOR S&P 500 UCITS ETF - C-EUR	SP5C	IE00BZ0PKV06	£319.23	7.00	2,298,213.00	7%	0%	1%	328316.14	31.69
8	VANGUARD S&P 500 UCITS ETF	VUSD	GB00B0CTWC01	£297.89	5,098.00	7,406,548.00	7%	15%	4%	1452.83	2.03
9	UBS ETFs PLC - CMCI COMPOSITE SF USD A	UC15	IE00B1FZS681	£280.48	113.00	5,757,287.00	6%	0%	3%	50949.44	40.92
10	ISHARES CORE EM IMI UCITS ETF USD (ACC)	EIMI	IE00B95PGT31	£251.26	4,398.00	11,742,171.00	6%	13%	6%	2669.89	7.26
			sum:	£4,393.90							



Top 10 Traded ETCs/ETNs

Top 10 most Actively On-book traded ETCs/ETNs on LSE

	Instrument Name	TIDM	ISIN	Value (£m)	Trades	Volume (m)	Value (%)	Trade (%)	Volume (%)	Avg Trade Size	Average TWS
1	ISHARES PHYSICAL GOLD ETC	IGLN	IE00B4ND3602	£369.70	2117	19854452	49%	21%	62%	9378.58	3.07
2	INVESCO PHYSICAL GOLD ETC	SGLD	IE00B579F325	£79.54	1719	871607	11%	17%	3%	507.04	2.94
3	ISHARES PHYSICAL GOLD ETC	SGLN	IE00B4ND3602	£57.25	831	3093211	8%	8%	10%	3722.28	5.06
4	GOLD BULLION SECURITIES	GBS	GB00B00FHZ82	£54.98	1137	620063	7%	11%	2%	545.35	2.68
5	ETFS WTI CRUDE OIL	CRUD	GB00B15KXV33	£46.04	1708	5991277	6%	17%	19%	3507.77	8.01
6	ETFS PHYSICAL GOLD	PHAU	JE00B1VS3770	£45.41	745	506227	6%	7%	2%	679.50	3.60
7	XTRACKERS PHYSICAL GOLD ETC	XGLD	GB00B5840F36	£33.06	617	360353	4%	6%	1%	584.04	3.08
8	ETFS PHYSICAL GOLD £	PHGP	JE00B1VS3770	£28.64	508	318472	4%	5%	1%	626.91	4.04
9	INVESCO PHYSICAL GOLD ETC	SGLP	IE00B579F325	£17.17	491	187871	2%	5%	1%	382.63	4.68
10	ETFS PHYSICAL SWISS GOLD	SGBS	JE00B588CD74	£16.98	174	187132	2%	2%	1%	1075.47	6.06
			sum:	£748.79							

Top 10 most Actively On-exchange traded ETCs/ETNs on LSE

	Instrument Name	TIDM	ISIN	Value (£m)	Trades	Volume (m)	Value (%)	Trade (%)	Volume (%)	Avg Trade Size	Average TWS
1	ISHARES PHYSICAL GOLD ETC	IGLN	IE00B4ND3602	£388.22	2163	20862038	43%	11%	21%	9644.96	3.07
2	INVESCO PHYSICAL GOLD ETC	SGLD	IE00B579F325	£89.56	1866	981380	10%	10%	1%	525.93	2.94
3	BOOST WTI OIL 3X LEVERAGE DAILY ETP	3OIL	IE00B7ZQC614	£79.90	5181	62487532	9%	27%	63%	12060.90	25.79
4	ISHARES PHYSICAL GOLD ETC	SGLN	IE00B4ND3602	£62.72	1407	3390111	7%	7%	3%	2409.46	5.06
5	GOLD BULLION SECURITIES	GBS	GB00B00FHZ82	£57.45	1233	647835	6%	6%	1%	525.41	2.68
6	ETFS WTI CRUDE OIL	CRUD	GB00B15KXV33	£51.83	1902	6756071	6%	10%	7%	3552.09	8.01
7	ETFS PHYSICAL GOLD	PHAU	JE00B1VS3770	£51.54	1536	574236	6%	8%	1%	373.85	3.60
8	ETFS PHYSICAL GOLD £	PHGP	JE00B1VS3770	£50.55	846	561342	6%	4%	1%	663.52	4.04
9	BOOST WTI OIL 3X SHORT DAILY ETP	3OIS	IE00B7SX5Y86	£46.80	2599	3128094	5%	13%	3%	1203.58	24.24
10	XTRACKERS PHYSICAL GOLD ETC	XGLD	GB00B5840F36	£33.22	618	362054	4%	3%	0%	585.85	3.08
			sum:	£911.79							



Contact Details

Exchange Traded Products

London Stock Exchange
10 Paternoster Square
London EC4M 7LS
Tel: +44 (0)20 7797 3054

etfs@lseg.com