



ETF & ETP August Update



Highlights

London Stock Exchange remains Europe's top exchange for ETFs and other ETPs, and continues to grow across different products including fixed income ETFs, emerging market ETFs and Exchange Traded Commodities etc.

Listings

- **12** new ETFs were listed in August 2017
- There are now **923** ETFs (available as **1,402** lines through multi-currency offerings) and **451** ETCs/ETNs (available as **520** lines) on our London market

Trading activity

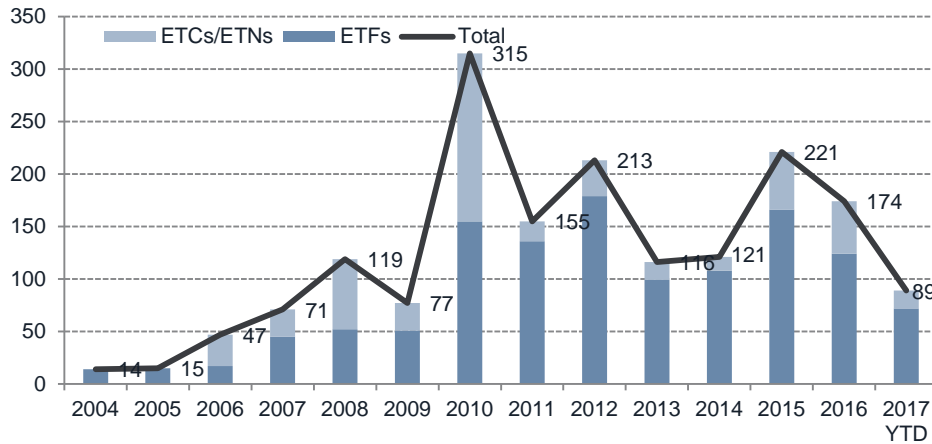
- Total on-exchange value traded for ETFs in August 2017 was **£22.04 billion (245k trades)**, up by 7% compared to August 2016
- Total on-exchange value traded for other ETPs (ETCs and ETNs) in August 2017 was **£2.2 billion (44k trades)**, down by 37% compared to August 2016

Market coverage

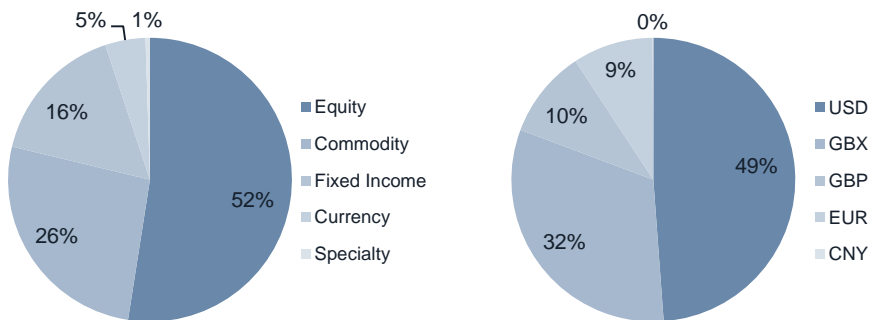
- **20** registered market makers provide continuous pricing and a high quality pool of liquidity on our order-book
- In addition, more than **140** member firms from over **20** countries are connected to the London Stock Exchange's order book and have access to trade ETFs

Product Growth

ETP new listings on LSE since 2004



No. of products by asset class and trading currency



Points to highlight:

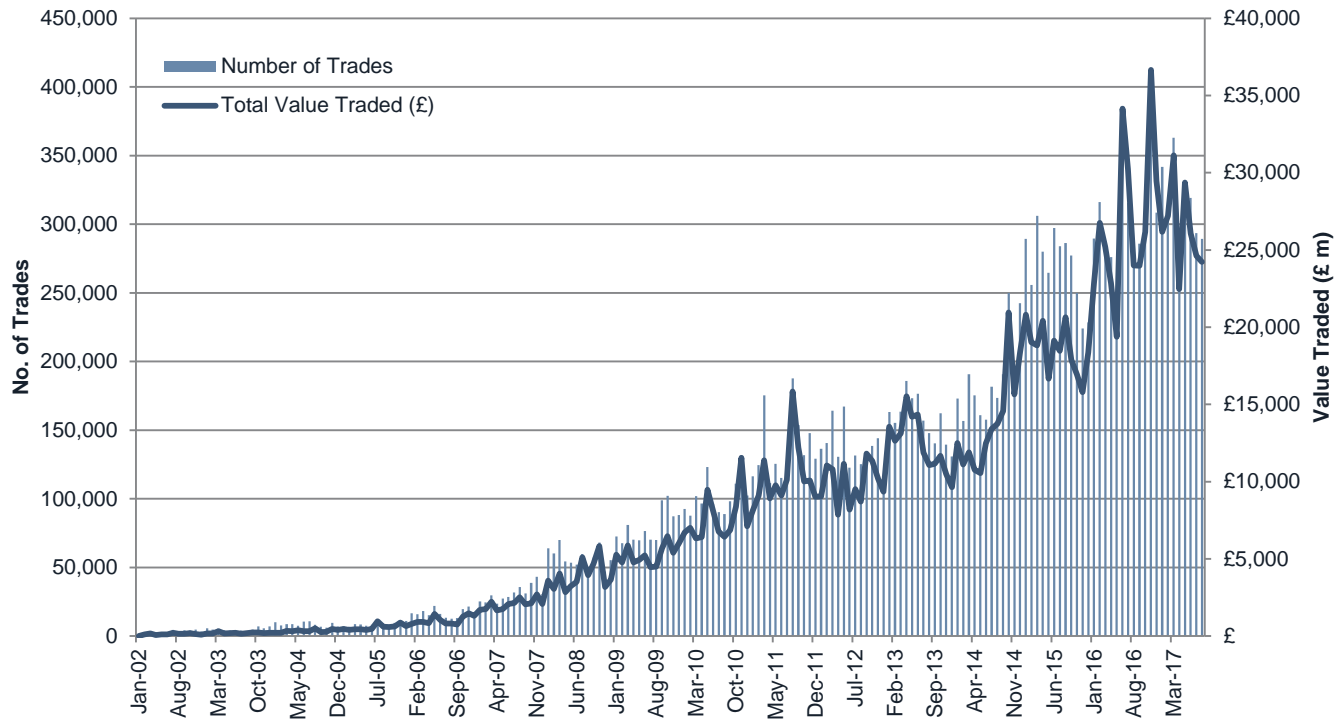
- There are **26** ETP issuers on London Stock Exchange and a total of **1,374** ETPs.
- We have welcomed **GF International** and **Fidelity** as new ETF issuers in 2017.
- **72** new ETFs and **17** new ETCs/ETNs were listed on LSE in 2017.
- Of the **89** new listings, there were **51** equity products, **28** fixed income products, **9** commodity products and **1** speciality product.
- Products listed on LSE showed a good diversity in terms of asset classes and trading currencies, offering investors with greater flexibility.

New ETF/ETP listed – August 2017

<u>ISIN Code</u>	<u>TIDM</u>	<u>First Trading Date</u>	<u>Currency</u>	<u>Issuer Name</u>	<u>Instrument Name</u>
IE00BD5HBQ97	FTFX	20170801	USD	FIRST TRUST GLOBAL FUNDS PUBLIC LIMITED COMPANY	FIRSTTRUSTFACTORFX UCITS CLASSA
IE00BYQ00Y50	UB0A	20170803	GBX	UBS (IRL) ETF PLC	UBSETF MSCI USA HD GBP A-ACC
IE00BYQ00X44	UB0B	20170803	GBX	UBS (IRL) ETF PLC	UBSETF MSCI USA HD GBP A-DIS
LU1169820138	UB0E	20170803	GBX	UBS ETF	UBSETF MSCI EMU HGBP A-ACC
LU1169819981	UB0F	20170803	GBX	UBS ETF	UBSETF MSCI EMU HGBP A-DIS
LU1169822423	UB0C	20170803	GBX	UBS ETF	UBSETF MSCI JAPAN HGBP A-ACC
LU1169822340	UB0D	20170803	GBX	UBS ETF	UBSETF MSCI JAPAN HGBP A-DIS
IE00BZ1BS790	XDWG	20170804	GBP	CONCEPT FUND SOLUTIONS PLC	X MSCI WORLD DR GBP 2D
LU1589326013	CUIH	20170807	GBX	UBS ETF	UBSETF BG BAR US LIQ CORP IR-HD USD ADIS
IE00BF3N6Z78	CRPU	20170810	USD	ISHARES PLC	IS GLOBAL CRP BND ETF USD HEDGED (ACC)
IE00BF11F458	FLOE	20170810	EUR	ISHARES II PLC	IS \$ FLOATRATE BND ETF EUR HEDGED (DIST)
IE00BYX5K108	MXUK	20170811	GBX	SOURCE MARKETS PUBLIC LIMITED COMPANY	SOURCE MSCI EUROPE EX-UK UCITS ETF

London ETF/ETP Market Growth

- Total on-exchange value traded in August 2017 was **£24.2 billion** through 289k trades, **up by 1%** compared to August 2016
- Total on-exchange value traded YTD is **£212.3 billion** through 2.5 million trades, **up by 3%** compared to same period in 2016
- Average order book trade size for ETFs was **£40k** and average order book trade size for other ETPs was **£41k** in August 2017



Top 10 Traded ETFs

Top 10 most Actively On-book traded ETFs on LSE

	Instrument Name	TIDM	ISIN	Value (£m)	Trades	Volume (m)	Value (%)	Trade (%)	Volume (%)	Avg Trade Size	Average TWS
1	ISHRS CORE S&P 500 UCITS ETF USD (ACC)	CSPX	IE00B5BMR087	£707.9	4,898	3.9	10.61%	2.96%	1.34%	144,520	2.33
2	ISHARES CORE FTSE100 UCITS ETF GBP(DIST)	ISF	IE0005042456	£463.6	11,898	62.9	6.95%	7.19%	21.53%	38,964	7.30
3	VANGUARD S&P 500 UCITS ETF	VUSD	IE00B3XXRP09	£258.6	2,578	7.2	3.88%	1.56%	2.46%	100,303	3.62
4	ISHRS CORE MSCI WORLD ETF USD (ACC)	IWDA	IE00B4L5Y983	£158.4	2,263	4.1	2.37%	1.37%	1.41%	70,005	5.98
5	ISHARES \$ CORP.BOND UCITS ETF USD (DIST)	LQDE	IE0032895942	£146.7	3,160	1.6	2.20%	1.91%	0.56%	46,414	9.66
6	ISHARES MSCI EM UCITS ETF USD (ACC)	IEMA	IE00B4L5YC18	£143.6	1,138	5.5	2.15%	0.69%	1.89%	126,200	16.76
7	ISHRS J.P. MORGAN \$ EM BOND ETF USD DIST	IEMB	IE00B2NPKV68	£129.3	4,970	1.5	1.94%	3.01%	0.50%	26,012	9.77
8	ISHRS CORE EUR CORP BOND ETF EUR (DIST)	IEAC	IE00B3F81R35	£128.8	628	1.1	1.93%	0.38%	0.37%	205,062	7.75
9	VANGUARD FTSE 100 UCITS ETF	VUKE	IE00B810Q511	£108.1	1,996	3.3	1.62%	1.21%	1.12%	54,156	4.55
10	ISHARES CORE EM IMI UCITS ETF USD (ACC)	EIMI	IE00BKM4GZ66	£86.	2,347	4.	1.29%	1.42%	1.37%	36,629	10.18
			Sum:	£2,330.9							

Top 10 most Actively On-exchange traded ETFs on LSE

	Instrument Name	TIDM	ISIN	Value (£m)	Trades	Volume (m)	Value (%)	Trade (%)	Volume (%)	Avg Trade Size	Average TWS
1	ISHARES CORE FTSE100 UCITS ETF GBP(DIST)	ISF	IE0005042456	£1069.3	15,835	144.9	4.85%	6.45%	15.17%	67,525	7.30
2	ISHRS CORE S&P 500 UCITS ETF USD (ACC)	CSPX	IE00B5BMR087	£984.1	5,200	5.4	4.47%	2.12%	0.57%	189,252	2.33
3	ISHRS CORE EUR CORP BOND ETF EUR (DIST)	IEAC	IE00B3F81R35	£874.8	808	7.4	3.97%	0.33%	0.78%	1,082,636	7.75
4	ISHARES \$ CORP.BOND UCITS ETF USD (DIST)	LQDE	IE0032895942	£551.5	3,420	6.1	2.50%	1.39%	0.64%	161,244	9.66
5	VANGUARD S&P 500 UCITS ETF	VUSD	IE00B3XXRP09	£463.4	2,935	12.9	2.10%	1.20%	1.35%	157,897	3.62
6	ISHS MSCI EURO EX-UK UCITS ETF EUR DIST	IEUX	IE00B14X4N27	£456.5	4,437	16.	2.07%	1.81%	1.68%	102,891	9.25
7	ISHRS J.P. MORGAN \$ EM BOND ETF USD DIST	IEMB	IE00B2NPKV68	£420.1	5,180	4.8	1.91%	2.11%	0.50%	81,107	9.77
8	VANGUARD FTSE DEV EUROPE EXUK UCITS ETF	VERX	IE00BKX55S42	£410.4	1,135	15.5	1.86%	0.46%	1.63%	361,574	18.77
9	ISHARES CORE EM IMI UCITS ETF USD (ACC)	EIMI	IE00BKM4GZ66	£382.8	2,997	18.	1.74%	1.22%	1.89%	127,741	10.18
10	ISHS MSCI EUR EX-UK £ HDG UCITS ETF DIST	EUXS	IE00BVDJP67	£349.5	901	70.8	1.59%	0.37%	7.42%	387,895	37.64
			Sum:	£5,962.4							

Top 10 Traded ETPs

Top 10 most Actively On-book traded Other ETPs on LSE

	Instrument Name	TIDM	ISIN	Value (£m)	Trades	Volume (m)	Value (%)	Trade (%)	Volume (%)	Avg Trade Size	Average TWS
1	ETFS PHYSICAL GOLD	PHAU	JE00B1VS3770	£193.4	2,071	2.	17.92%	7.87%	1.26%	93,364	2.56
2	GOLD BULLION SECURITIES	GBS	GB00B00FHZ82	£157.3	2,130	1.7	14.58%	8.09%	1.06%	73,870	2.76
3	ETFS WTI CRUDE OIL	CRUD	GB00B15KXV33	£114.8	2,874	21.3	10.64%	10.92%	13.25%	39,960	6.39
4	SOURCE PHYSICAL GOLD P-ETC CERTS	SGLD	IE00B579F325	£98.1	1,501	1.	9.09%	5.70%	0.62%	65,326	4.55
5	ISHARES PHYSICAL GOLD ETC	IGLN	IE00B4ND3602	£88.4	1,206	4.5	8.19%	4.58%	2.79%	73,268	5.52
6	ETFS PHYSICAL SILVER	PHAG	JE00B1VS3333	£48.	1,012	3.8	4.45%	3.84%	2.39%	47,474	8.88
7	ETFS PHYSICAL GOLD £	PHGP	JE00B1VS3770	£24.3	388	.3	2.25%	1.47%	0.16%	62,654	5.01
8	ISHARES PHYSICAL GOLD ETC	SGLN	IE00B4ND3602	£17.3	529	.9	1.60%	2.01%	0.55%	32,658	5.13
9	DB PHYSICAL GOLD ETC	XGLD	GB00B5840F36	£16.9	372	.2	1.57%	1.41%	0.11%	45,517	8.28
10	BOOST WTI OIL 3X LEVERAGE DAILY ETP	3OIL	IE00B7ZQC614	£14.4	1,236	30.1	1.33%	4.69%	18.67%	11,638	27.83
			Sum:	£772.9							

Top 10 most Actively On-exchange traded Other ETPs on LSE

	Instrument Name	TIDM	ISIN	Value (£m)	Trades	Volume (m)	Value (%)	Trade (%)	Volume (%)	Avg Trade Size	Average TWS
1	ETFS PHYSICAL GOLD	PHAU	JE00B1VS3770	£336.	2,406	3.5	15.42%	5.48%	0.83%	139,646	2.56
2	ETFS WTI CRUDE OIL	CRUD	GB00B15KXV33	£266.1	3,103	49.3	12.21%	7.06%	11.63%	85,751	6.39
3	GOLD BULLION SECURITIES	GBS	GB00B00FHZ82	£191.4	2,369	2.1	8.78%	5.39%	0.49%	80,801	2.76
4	SOURCE PHYSICAL GOLD P-ETC CERTS	SGLD	IE00B579F325	£180.8	1,795	1.9	8.30%	4.09%	0.44%	100,707	4.55
5	ISHARES PHYSICAL GOLD ETC	IGLN	IE00B4ND3602	£161.6	1,381	8.2	7.42%	3.14%	1.94%	117,029	5.52
6	ETFS PHYSICAL SILVER	PHAG	JE00B1VS3333	£117.1	1,123	9.4	5.38%	2.56%	2.22%	104,318	8.88
7	ETFS PHYSICAL GOLD £	PHGP	JE00B1VS3770	£88.3	2,650	.9	4.05%	6.03%	0.22%	33,320	5.01
8	ISHARES PHYSICAL GOLD ETC	SGLN	IE00B4ND3602	£87.7	2,277	4.5	4.03%	5.18%	1.07%	38,522	5.13
9	ETFS GBP DAILY HEDGED PHYSICAL GOLD	GBSP	JE00B7VG2M16	£42.6	290	5.5	1.96%	0.66%	1.29%	146,949	19.28
10	ETFS PHYSICAL PLATINUM	PHPT	JE00B1VS2W53	£39.3	393	.6	1.80%	0.89%	0.13%	100,006	10.28
			Sum:	£1,511							



Contact Details

Exchange Traded Products

London Stock Exchange
10 Paternoster Square
London EC4M 7LS
Tel: +44 (0)20 7797 3921

etfs@lseg.com