



# ETP April Update

# Highlights

London Stock Exchange remains Europe's top exchange for ETPs, and continues to grow across different products including fixed income ETFs, emerging market ETFs and Exchange Traded Commodities etc.

## Listings

- **22** new ETFs were listed in April 2018
- There are now **1043** ETFs (available as **1,545** lines through multi-currency offerings) and **487** ETCs/ETNs (available as **579** lines) on our London market

## Trading activity

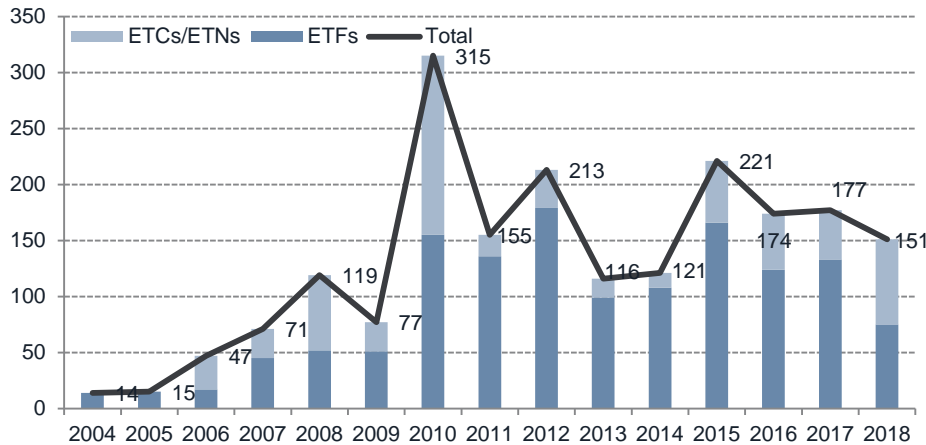
- Total on-exchange value traded for ETFs in April 2018 was **£16.3 billion (318k trades)**, down by **20%** compared to April 2017
- Total on-exchange value traded for ETCs/ETNs in April 2018 was **£1.3 billion (43k trades)**, down by **37%** compared to April 2017

## Market coverage

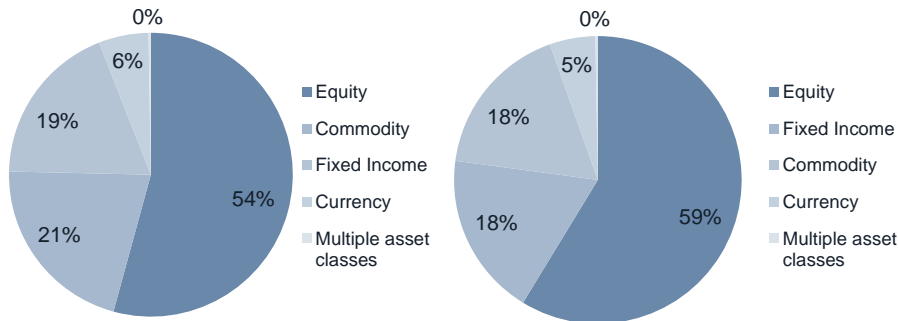
- **21** registered market makers provide continuous pricing and a high quality pool of liquidity on our order-book
- In addition, more than **200** member firms from over **20** countries are connected to the London Stock Exchange's order book and have access to trade ETFs

# Product Growth

ETP new listings on LSE since 2004



No. of products by asset class and trading currency



## Points to highlight:

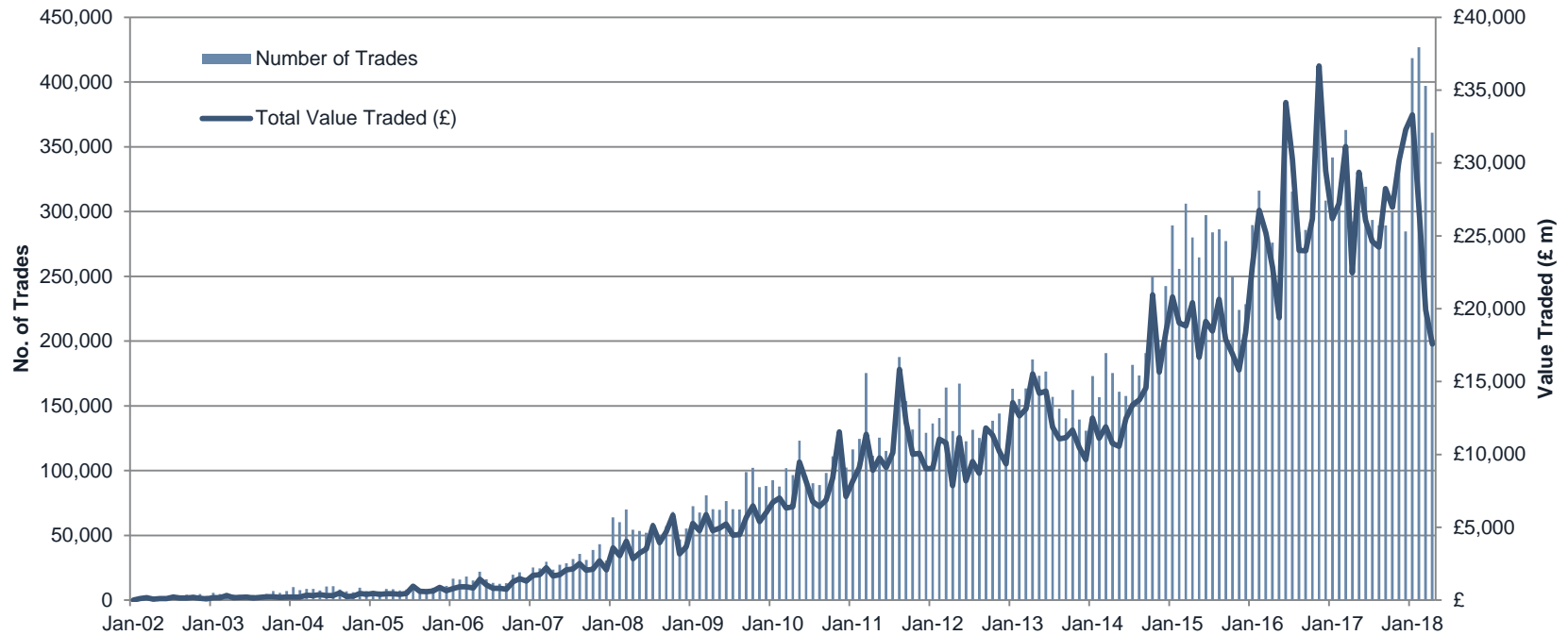
- There are **28** ETP issuers on London Stock Exchange and a total of **1,530** ETPs.
- We have welcomed **China Post Global** and **ITI Funds** as new ETP issuers in 2018.
- **151** new ETPs were listed on LSE in 2018.
- Of the **151** new listings, there were **58** equity products, **41** fixed income products, **40** commodity products, and **12** currency products.
- Products listed on LSE showed a good diversity in terms of asset classes and trading currencies, offering investors with greater flexibility.

## New ETP listed – April 2018

<u>ISIN Code</u>	<u>TIDM</u>	<u>First Trading Date</u>	<u>Currency</u>	<u>Issuer Name</u>	<u>Instrument Name</u>
IE00BD6GC517	XMDU	20180405	USD	XTRACKERS (IE) PUBLIC LIMITED COMPANY	X MORNINGSTAR US QUALITY DIVIDEND ETF
IE00BCHWNQ94	XDWY	20180405	USD	XTRACKERS (IE) PUBLIC LIMITED COMPANY	X MSCI WORLD HIGH DIV YIELD 1D
IE00BF5DXP42	BLOK	20180410	GBX	FIRST TRUST GLOBAL FUNDS PUBLIC LIMITED COMPANY	FIRST TRUST INNOVATIVE TECH UCITS ETF
IE00BF3N7219	WNGE	20180412	EUR	ISHARES IV PLC	ISH ANGELS HY CRP BOND ETF EUR-HD DIST
IE00BDFK1573	IBTE	20180412	EUR	ISHARES PLC	ISH \$ TRES 1-3Y ETF EUR-H ACC
IE00BDFK1N50	IBTG	20180412	GBP	ISHARES PLC	ISH \$ TRES 1-3Y ETF GBP-H DIST
IE00BDFJYM28	IUAE	20180412	EUR	ISHARES II PLC	ISH US AGG BOND ETF EUR-H ACC
IE00BDFGJ841	IUGA	20180412	GBP	ISHARES II PLC	ISH US AGG BOND ETF GBP-H D
IE00BDFJYP58	WIAU	20180412	USD	ISHARES IV PLC	ISH FLN ANGELS HY CORP BOND ETF USD ACC
IE00BDFK1680	WIGG	20180412	GBP	ISHARES IV PLC	ISH FLN ANGELS HY CORP BOND ETF GBP-H D
IE00BYQLL121	XMGD	20180413	USD	XTRACKERS (IE) PUBLIC LIMITED COMPANY	X M* GLOBAL QUALITY DIVIDEND
IE00BD9FM223	USFL	20180418	USD	ISHARES IV PLC	ISH US FALLEN ANGELS HY CORP BOND ETF
IE00BDFBTQ78	GDIG	20180423	USD	VANECK VECTORS UCITS ETFS PLC	VANECK VECTORS GLOBAL MINING UCITS ETF
IE00BFMM8Y81	SPEH	20180423	USD	ISHARES V PUBLIC LIMITED COMPANY	ISH SPAIN GVT BOND UCITS ETF USD HG ACC
IE00BFMM8Z98	SPHG	20180423	GBP	ISHARES V PUBLIC LIMITED COMPANY	ISH SPAIN GVT BOND UCITS ETF GBP HG DIS
IE00BFMM9011	DEEH	20180423	USD	ISHARES V PUBLIC LIMITED COMPANY	ISH GER GVT BOND UCITS ETF USD HG ACC
IE00BFMM9128	DEGH	20180423	GBP	ISHARES V PUBLIC LIMITED COMPANY	ISH GER GVT BOND UCITS ETF GBP HG DIS
IE00BFMM9235	ITEH	20180423	USD	ISHARES V PUBLIC LIMITED COMPANY	ISH ITALY GVT BOND UCITS ETF USD HG ACC
IE00BFMM9342	ITGH	20180423	GBP	ISHARES V PUBLIC LIMITED COMPANY	ISH ITALY GVT BOND UCITS ETF GBP HG DIS
IE00BFMM9458	FREH	20180423	USD	ISHARES V PUBLIC LIMITED COMPANY	ISH FR GVT BOND UCITS ETF USD HG ACC
IE00BFMM9565	FRGH	20180423	GBP	ISHARES V PUBLIC LIMITED COMPANY	ISH FR GVT BOND UCITS ETF GBP HG DIS
IE00BD5FCF91	FTAD	20180430	GBP	SSGA SPDR ETFS EUROPE I PLC	SPDR FTSE UK ALL SHARES UCITS ETF (DIST)

# London ETP Market Growth

- Total on-exchange value traded in April 2018 was **£17.6 billion** through 361k trades, **down by 21%** compared to April 2017
- Total on-exchange value traded YTD 2018 is **£98.2 billion** through 1.6m trades, **down by 8%** compared to same period in 2017
- Average order book trade size for ETPs was **£32k** in April 2018



# Top 10 Traded ETFs

## Top 10 most Actively On-book traded ETFs on LSE

	Instrument Name	TIDM	ISIN	Value (£m)	Trades	Volume (m)	Value (%)	Trade (%)	Volume (%)	Avg Trade Size	Average TWS
1	VANGUARD S&P 500 UCITS ETF	VUSD	IE00B3XXRP09	£429.76	17,031	12.04	5.83%	7.33%	3.08%	25,234	1.34
2	ISHARES CORE FTSE100 UCITS ETF GBP(DIST)	ISF	IE0005042456	£377.92	9,847	52.12	5.13%	4.24%	13.35%	38,379	1.1
3	ISHRS CORE S&P 500 UCITS ETF USD (ACC)	CSPX	IE00B5BMR087	£280.13	6,796	1.54	3.80%	2.92%	0.39%	41,219	1.11
4	X S&P500 SWAP \$	XSPU	LU0490618542	£178.08	2,214	5.26	2.42%	0.95%	1.35%	80,432	1.76
5	ISHRS EM LOCAL GOVT BOND ETF USD (DIST)	IEML	IE00B5M4WH52	£153.80	2,440	3.25	2.09%	1.05%	0.83%	63,033	6.97
6	ISHRS CORE MSCI WORLD ETF USD (ACC)	IWDA	IE00B4L5Y983	£152.84	2,474	3.99	2.07%	1.06%	1.02%	61,777	2.08
7	ISHARES MSCI EM UCITS ETF USD (DIST)	IDEM	IE00B0M63177	£145.38	2,198	4.54	1.97%	0.95%	1.16%	66,144	2.05
8	ISHRS J.P. MORGAN \$ EM BOND ETF USD DIST	IEMB	IE00B2NPKV68	£123.78	3,070	1.58	1.68%	1.32%	0.41%	40,318	3.29
9	ISHARES \$ CORP.BOND UCITS ETF USD (DIST)	LQDE	IE0032895942	£100.59	2,660	1.27	1.37%	1.14%	0.32%	37,817	4.84
10	ISHRS \$ HIGH YIELD CRP BND ETF USD DIST	IHYU	IE00B4PY7Y77	£99.57	2,381	1.36	1.35%	1.02%	0.35%	41,819	3.51
			<b>Sum:</b>	<b>£2,041.84</b>							

## Top 10 most Actively On-exchange traded ETFs on LSE

	Instrument Name	TIDM	ISIN	Value (£m)	Trades	Volume (m)	Value (%)	Trade (%)	Volume (%)	Avg Trade Size	Average TWS
1	VANGUARD S&P 500 UCITS ETF	VUSD	IE00B3XXRP09	£558.94	17,129	15.63	3.41%	5.39%	1.89%	32,631	1.34
2	ISHARES CORE FTSE100 UCITS ETF GBP(DIST)	ISF	IE0005042456	£551.24	14,332	76.12	3.36%	4.51%	9.20%	38,462	1.10
3	ISHRS CORE S&P 500 UCITS ETF USD (ACC)	CSPX	IE00B5BMR087	£490.85	7,021	2.81	2.99%	2.21%	0.34%	69,912	1.11
4	ISHRS CORE EUR CORP BOND ETF EUR (DIST)	IEAC	IE00B3F81R35	£331.60	851	2.97	2.02%	0.27%	0.36%	389,662	2.79
5	ISHARES \$ CORP.BOND UCITS ETF USD (DIST)	LQDE	IE0032895942	£285.80	2,824	3.62	1.74%	0.89%	0.44%	101,204	4.84
6	VANGUARD FTSE 100 UCITS ETF	VUKE	IE00B810Q511	£267.96	5,332	8.30	1.63%	1.68%	1.00%	50,255	1.47
7	ISHRS \$ HIGH YIELD CRP BND ETF USD DIST	IHYU	IE00B4PY7Y77	£259.28	2,434	3.53	1.58%	0.77%	0.43%	106,523	3.51
8	ISHRS EM LOCAL GOVT BOND ETF USD (DIST)	IEML	IE00B5M4WH52	£256.84	2,491	5.96	1.57%	0.78%	0.72%	103,105	6.97
9	ISHRS CORE MSCI WORLD ETF USD (ACC)	IWDA	IE00B4L5Y983	£211.18	2,539	5.51	1.29%	0.80%	0.67%	83,176	2.08
10	ISHRS J.P. MORGAN \$ EM BOND ETF USD DIST	IEMB	IE00B2NPKV68	£204.52	3,140	2.63	1.25%	0.99%	0.32%	65,135	3.29
			<b>Sum:</b>	<b>£3,418.22</b>							



# Top 10 Traded ETCs/ETNs

## Top 10 most Actively On-book traded ETCs/ETNs on LSE

	Instrument Name	TIDM	ISIN	Value (£m)	Trades	Volume (m)	Value (%)	Trade (%)	Volume (%)	Avg Trade Size	Average TWS
1	INVESCO PHYSICAL GOLD ETC	SGLD	IE00B579F325	£95.67	1,510	1.04	10.70%	5.18%	0.71%	63,358	1.56
2	ETFS WTI CRUDE OIL	CRUD	GB00B15KXV33	£69.76	2,054	10.21	7.81%	7.05%	7.00%	33,965	2.24
3	ETFS PHYSICAL GOLD	PHAU	JE00B1VS3770	£59.85	2,276	0.66	6.70%	7.81%	0.45%	26,296	1.29
4	ISHARES PHYSICAL GOLD ETC	IGLN	IE00B4ND3602	£55.79	1,033	3.00	6.24%	3.55%	2.05%	54,010	1.40
5	ISHARES PHYSICAL GOLD ETC	SGLN	IE00B4ND3602	£49.62	844	2.66	5.55%	2.90%	1.83%	58,787	1.95
6	XTRACKERS PHYSICAL GOLD ETC	XGLD	GB00B5840F36	£48.78	787	0.53	5.46%	2.70%	0.36%	61,981	1.34
7	GOLD BULLION SECURITIES	GBS	GB00B00FHZ82	£43.92	1,109	0.49	4.91%	3.81%	0.34%	39,603	1.19
8	ETFS PHYSICAL GOLD £	PHGP	JE00B1VS3770	£28.01	431	0.31	3.13%	1.48%	0.21%	64,977	1.74
9	ETFS 2X DAILY LONG WTI CRUDE OIL	LOIL	JE00BDD9Q840	£27.51	993	0.66	3.08%	3.41%	0.45%	27,705	5.69
10	ETFS PHYSICAL SILVER	PHAG	JE00B1VS3333	£18.12	312	1.61	2.03%	1.07%	1.11%	58,089	5.32
			<b>Sum:</b>	<b>£497.03</b>							

## Top 10 most Actively On-exchange traded ETCs/ETNs on LSE

	Instrument Name	TIDM	ISIN	Value (£m)	Trades	Volume (m)	Value (%)	Trade (%)	Volume (%)	Avg Trade Size	Average TWS
1	INVESCO PHYSICAL GOLD ETC	SGLD	IE00B579F325	£126.09	1,642	1.36	9.98%	3.78%	0.45%	76,792	1.56
2	ETFS PHYSICAL GOLD	PHAU	JE00B1VS3770	£90.36	2,936	0.99	7.15%	6.75%	0.33%	30,775	1.29
3	ETFS WTI CRUDE OIL	CRUD	GB00B15KXV33	£77.36	2,421	11.32	6.12%	5.57%	3.77%	31,953	2.24
4	ISHARES PHYSICAL GOLD ETC	SGLN	IE00B4ND3602	£60.09	1,535	3.23	4.76%	3.53%	1.07%	39,144	1.95
5	ISHARES PHYSICAL GOLD ETC	IGLN	IE00B4ND3602	£58.80	1,085	3.16	4.65%	2.49%	1.05%	54,193	1.40
6	XTRACKERS PHYSICAL GOLD ETC	XGLD	GB00B5840F36	£49.16	810	0.53	3.89%	1.86%	0.18%	60,694	1.34
7	GOLD BULLION SECURITIES	GBS	GB00B00FHZ82	£48.01	1,193	0.54	3.80%	2.74%	0.18%	40,244	1.19
8	ETFS PHYSICAL GOLD £	PHGP	JE00B1VS3770	£35.99	881	0.40	2.85%	2.03%	0.13%	40,848	1.74
9	BOOST WTI OIL 3X LEVERAGE DAILY ETP	3OIL	IE00B7ZQC614	£31.86	4,071	31.74	2.52%	9.36%	10.57%	7,826	11.47
10	ETFS 2X DAILY LONG WTI CRUDE OIL	LOIL	JE00BDD9Q840	£30.76	1,424	0.73	2.43%	3.27%	0.24%	21,605	5.69
			<b>Sum:</b>	<b>£608.48</b>							



## Contact Details

---

### Exchange Traded Products

London Stock Exchange  
10 Paternoster Square  
London EC4M 7LS  
Tel: +44 (0)20 7797 3054

[etfs@lseg.com](mailto:etfs@lseg.com)