



London
Stock Exchange Group

ETP February Update

Highlights

London Stock Exchange remains Europe's top exchange for ETPs, and continues to grow across different products including fixed income ETFs, emerging market ETFs and Exchange Traded Commodities etc.

Listings

- **19** new ETFs were listed in February 2018
- There are now **994** ETFs (available as **1,480** lines through multi-currency offerings) and **412** ETCs/ETNs (available as **504** lines) on our London market

Trading activity

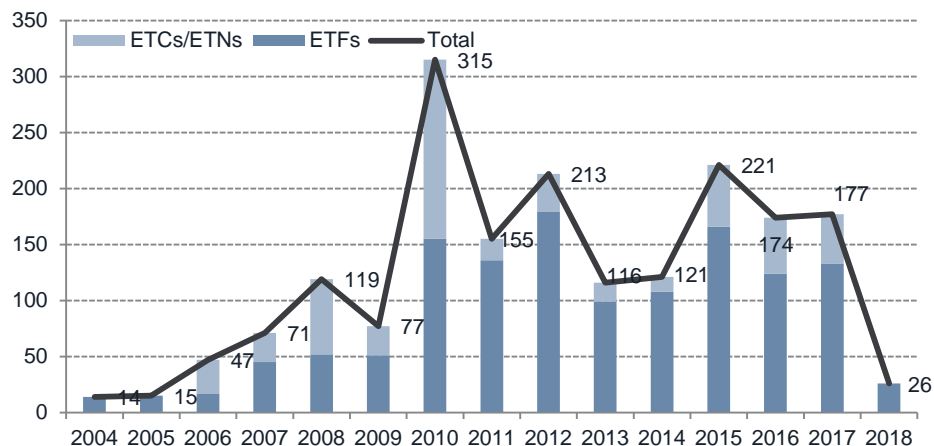
- Total on-exchange value traded for ETFs in February 2018 was **£25.5 billion (372k trades)**, up by **3%** compared to February 2017
- Total on-exchange value traded for ETCs/ETNs in February 2018 was **£1.3 billion (55k trades)**, down by **44%** compared to February 2017

Market coverage

- **21** registered market makers provide continuous pricing and a high quality pool of liquidity on our order-book
- In addition, more than **200** member firms from over **20** countries are connected to the London Stock Exchange's order book and have access to trade ETFs

Product Growth

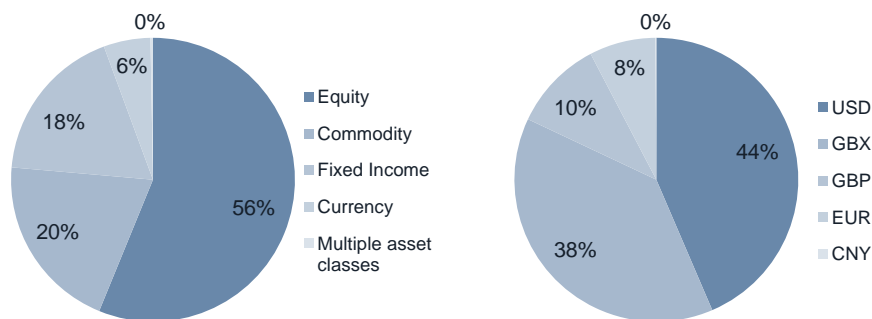
ETP new listings on LSE since 2004



Points to highlight:

- There are **28** ETP issuers on London Stock Exchange and a total of **1,406** ETPs.
- We have welcomed **China Post Global** and **ITI Funds** as new ETP issuers in 2018.
- **26** new ETFs were listed on LSE in 2018.
- Of the **26** new listings, there were **18** equity products, **8** fixed income products.
- Products listed on LSE showed a good diversity in terms of asset classes and trading currencies, offering investors with greater flexibility.

No. of products by asset class and trading currency



New ETP listed – February 2018

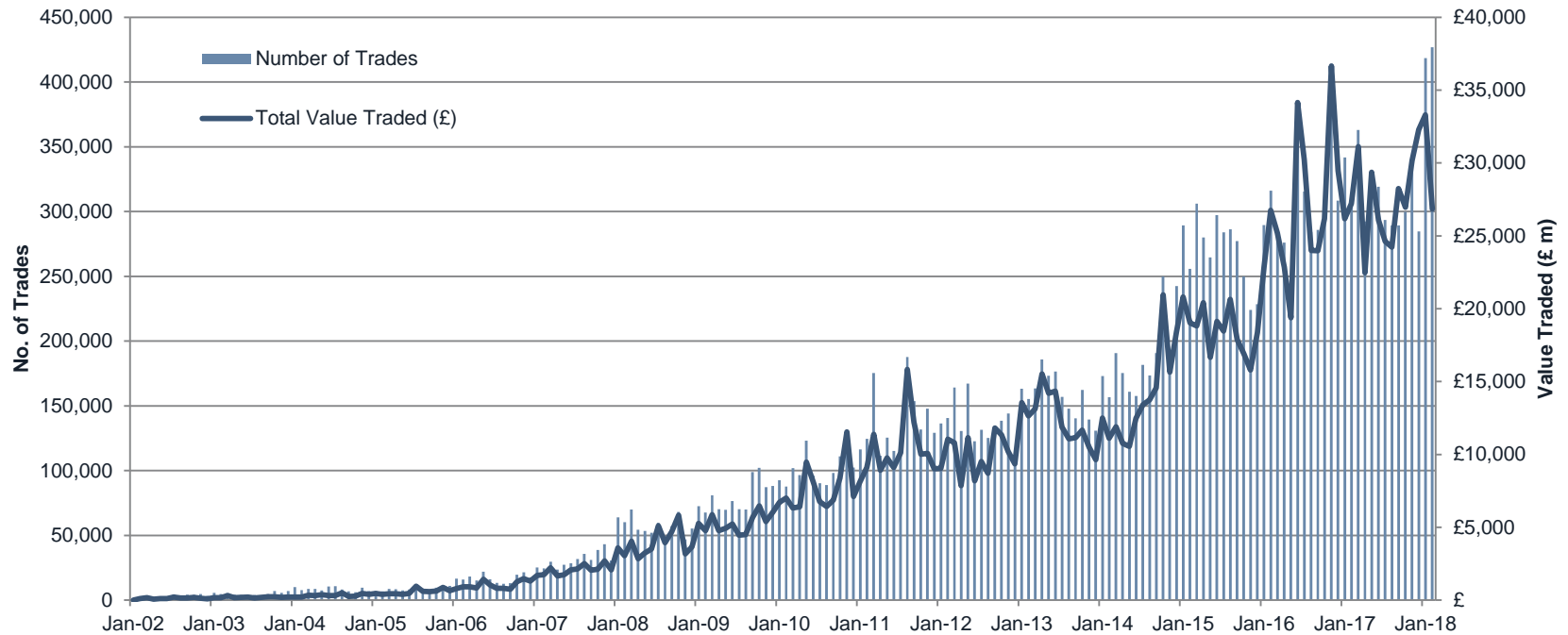
<u>ISIN Code</u>	<u>TIDM</u>	<u>First Trading Date</u>	<u>Currency</u>	<u>Issuer Name</u>	<u>Instrument Name</u>
IE00BDR5HM97	XUHY	20180214	USD	XTRACKERS (IE) PUBLIC LIMITED COMPANY	XT USD HY CORPORATE BOND
IE00BF1QPH33	GLAU	20180216	USD	SSGA SPDR ETFS EUROPE I PLC	SPDR BBARC GBL AGG \$HDG UCITS ETF
IE00BF1QPJ56	GLAB	20180216	GBP	SSGA SPDR ETFS EUROPE I PLC	SPDR BBARC GBL AGG £HDG UCITS ETF
LU1483649312	RUSE	20180222	USD	ITI FUNDS UCITS ETF SICAV	ITI RTS EQUITYUCITSETF SICAV - A (USD)
LU1483649825	RUSB	20180222	USD	ITI FUNDS UCITS ETF SICAV	ITI RUSFOC USD EB UCITSETFSICAV-A (USD)
IE00BDFC6G93	JPBM	20180222	GBX	JPMORGAN ETFS (IRELAND) ICAV	JPM USD EM SOVEREIGN BOND UCITS ETF
IE00BYVZV757	J13E	20180222	GBX	JPMORGAN ETFS (IRELAND) ICAV	JPM EUR GOVT BOND 1-3 YR UCITS ETF
IE00BDFC6Q91	JPTS	20180222	GBX	JPMORGAN ETFS (IRELAND) ICAV	JPM USD ULTRA-SHORT INCOME UCITS ETF
IE00BF2QSQ20	IUQD	20180223	USD	ISHARES IV PLC	ISH USA QUALITY ETF USD DIST
IE00BFF5RX68	IUVD	20180223	USD	ISHARES IV PLC	ISH USA VALUE ETF USD DIST

New ETP listed – February 2018

<u>ISIN Code</u>	<u>TIDM</u>	<u>First Trading Date</u>	<u>Currency</u>	<u>Issuer Name</u>	<u>Instrument Name</u>
IE00BFF5RZ82	IUMD	20180223	IUMD	ISHARES IV PLC	ISH USA MOMENTUM ETF USD DIST
IE00BG13YZ23	UFSD	20180223	UFSD	ISHARES IV PLC	ISH USA MULTIFACTOR ETF USD DIST
IE00BD93YH54	SPMD	20180223	SPMD	ISHARES VI PLC	ISH SP500 MIN VOL ETF USD DIST
IE00BG13YG34	IEQD	20180227	IEQD	ISHARES IV PLC	ISH EUROPE QUALITY ETF EUR DIST
IE00BG13YH41	IEDL	20180227	IEDL	ISHARES IV PLC	ISH EUROPE VALUE ETF EUR DIST
IE00BG13YJ64	IEMD	20180227	IEMD	ISHARES IV PLC	ISH EUROPE MOMENTUM ETF EUR DIST
IE00BG13YL86	IFSD	20180227	IFSD	ISHARES IV PLC	ISH EUROPE MULTIFACTOR ETF EUR DIST
IE00BFYTYS33	IWVU	20180227	IWVU	ISHARES IV PLC	ISH WORLD VALUE ETF USD DIST
IE00BG13YK79	MVED	20180227	MVED	ISHARES VI PLC	ISH EUROPE MIN VOL ETF EUR DIST

London ETP Market Growth

- Total on-exchange value traded in February 2018 was **£26.8 billion** through 427k trades, **down by 1%** compared to February 2017
- Total on-exchange value traded YTD 2018 is **£60.1 billion** through 845k trades, **up by 13%** compared to same period in 2017
- Average order book trade size for ETPs was **£36k** in February 2018





Top 10 Traded ETFs

Top 10 most Actively On-book traded ETFs on LSE

	Instrument Name	TIDM	ISIN	Value (£m)	Trades	Volume (m)	Value (%)	Trade (%)	Volume (%)	Avg Trade Size	Average TWS
1	ISHARES CORE FTSE100 UCITS ETF GBP(DIST)	ISF	IE0005042456	£642.19	16,288	89.64	6.30%	5.91%	17.24%	39,427	2.32
2	VANGUARD S&P 500 UCITS ETF	VUSD	IE00B3XXRP09	£541.06	8,859	14.72	5.30%	3.21%	2.83%	61,075	3.66
3	ISHRS CORE S&P 500 UCITS ETF USD (ACC)	CSPX	IE00B5BMR087	£374.66	5,358	2.01	3.67%	1.94%	0.39%	69,925	3.94
4	ISHRS J.P. MORGAN \$ EM BOND ETF USD DIST	IEMB	IE00B2NPKV68	£222.32	4,094	2.79	2.18%	1.48%	0.54%	54,304	7.11
5	ISHARES MSCI AC FE X-JP UCITS ETF \$ DIST	IDFF	IE00B0M63730	£211.26	4,144	4.87	2.07%	1.50%	0.94%	50,979	11.06
6	VANGUARD FTSE 100 UCITS ETF	VUKE	IE00B810Q511	£207.90	4,363	6.47	2.04%	1.58%	1.24%	47,651	6.58
7	ISHRS \$ HIGH YIELD CRP BND ETF USD DIST	IHYU	IE00B4PY7Y77	£193.05	2,248	2.62	1.89%	0.82%	0.50%	85,877	9.47
8	VANGUARD S&P 500 UCITS ETF	VUSA	IE00B3XXRP09	£161.90	2,106	4.41	1.59%	0.76%	0.85%	76,875	5.17
9	ISHRS CORE MSCI WORLD ETF USD (ACC)	IWDA	IE00B4L5Y983	£153.88	2,482	3.98	1.51%	0.90%	0.77%	61,998	5.18
10	ISHARES MSCI EM UCITS ETF USD (DIST)	IDEM	IE00B0M63177	£151.22	2,766	4.55	1.48%	1.00%	0.87%	54,672	7.42
			Sum:	£2,859.44							

Top 10 most Actively On-exchange traded ETFs on LSE

	Instrument Name	TIDM	ISIN	Value (£m)	Trades	Volume (m)	Value (%)	Trade (%)	Volume (%)	Avg Trade Size	Average TWS
1	VANGUARD S&P 500 UCITS ETF	VUSD	IE00B3XXRP09	£1,264.43	9,140	34.28	4.48%	2.41%	2.42%	138,341	3.66
2	ISHARES CORE FTSE100 UCITS ETF GBP(DIST)	ISF	IE0005042456	£1,058.90	21,975	147.77	3.75%	5.78%	10.45%	48,186	2.32
3	ISHRS CORE S&P 500 UCITS ETF USD (ACC)	CSPX	IE00B5BMR087	£1,034.24	5,895	5.57	3.66%	1.55%	0.39%	175,444	3.94
4	ISHARES \$ CORP.BOND UCITS ETF USD (DIST)	LQDE	IE0032895942	£576.06	2,878	7.16	2.04%	0.76%	0.51%	200,160	9.18
5	ISHRS CORE MSCI WORLD ETF USD (ACC)	IWDA	IE00B4L5Y983	£573.63	2,665	14.79	2.03%	0.70%	1.05%	215,246	5.18
6	ISHARES EUR H.YLD C.B UCITS ETF EUR DIST	IHYG	IE00B66F4759	£569.73	2,111	6.04	2.02%	0.56%	0.43%	269,888	5.87
7	ISHRS J.P. MORGAN \$ EM BOND ETF USD DIST	IEMB	IE00B2NPKV68	£520.22	4,251	6.55	1.84%	1.12%	0.46%	122,376	7.11
8	VANGUARD FTSE 100 UCITS ETF	VUKE	IE00B810Q511	£435.33	7,552	13.52	1.54%	1.99%	0.96%	57,644	6.58
9	VANGUARD S&P 500 UCITS ETF	VUSA	IE00B3XXRP09	£432.12	6,320	11.69	1.53%	1.66%	0.83%	68,374	5.17
10	ISHARES MSCI AC FE X-JP UCITS ETF \$ DIST	IDFF	IE00B0M63730	£426.51	4,213	9.87	1.51%	1.11%	0.70%	101,236	11.06
			Sum:	£6,891.18							

Top 10 Traded ETCs/ETNs

Top 10 most Actively On-book traded ETCs/ETNs on LSE

	Instrument Name	TIDM	ISIN	Value (£m)	Trades	Volume (m)	Value (%)	Trade (%)	Volume (%)	Avg Trade Size	Average TWS
1	SOURCE PHYSICAL GOLD P-ETC CERTS	SGLD	IE00B579F325	£81.76	1,655	0.88	9.26%	5.37%	0.36%	49,401	3.07
2	ETFS WTI CRUDE OIL	CRUD	GB00B15KXV33	£72.03	1,900	11.34	8.15%	6.16%	4.59%	37,913	5.20
3	GOLD BULLION SECURITIES	GBS	GB00B00FHZ82	£65.26	1,251	0.73	7.39%	4.06%	0.29%	52,164	2.78
4	ISHARES PHYSICAL GOLD ETC	SGLN	IE00B4ND3602	£63.17	1,469	3.37	7.15%	4.76%	1.36%	43,000	4.38
5	ETFS PHYSICAL GOLD	PHAU	JE00B1VS3770	£53.44	931	0.59	6.05%	3.02%	0.24%	57,396	3.55
6	ISHARES PHYSICAL GOLD ETC	IGLN	IE00B4ND3602	£42.56	775	2.27	4.82%	2.51%	0.92%	54,914	2.97
7	ETFS 5X SHORT USD LONG GBP	PUS5	JE00BMM1XZ05	£37.79	848	2.58	4.28%	2.75%	1.04%	44,558	26.20
8	DB PHYSICAL GOLD ETC	XGLD	GB00B5840F36	£30.13	480	0.32	3.41%	1.56%	0.13%	62,774	1.88
9	BOOST S&P 500 3X LEVERAGE DAILY 30/11/62	3USL	IE00B7Y34M31	£21.41	507	0.05	2.42%	1.64%	0.02%	42,219	16.93
10	SOURCE PHYSICAL SILVER P-ETC	SSLV	IE00B43VDT70	£19.51	266	1.68	2.21%	0.86%	0.68%	73,346	13.46
			Sum:	£487.04							

Top 10 most Actively On-exchange traded ETCs/ETNs on LSE

	Instrument Name	TIDM	ISIN	Value (£m)	Trades	Volume (m)	Value (%)	Trade (%)	Volume (%)	Avg Trade Size	Average TWS
1	SOURCE PHYSICAL GOLD P-ETC CERTS	SGLD	IE00B579F325	£204.41	1,899	2.20	12.88%	3.35%	0.62%	107,643	3.07
2	ISHARES PHYSICAL GOLD ETC	SGLN	IE00B4ND3602	£106.39	2,115	5.67	6.70%	3.73%	1.60%	50,301	4.38
3	GOLD BULLION SECURITIES	GBS	GB00B00FHZ82	£85.83	1,573	0.95	5.41%	2.77%	0.27%	54,565	2.78
4	ETFS WTI CRUDE OIL	CRUD	GB00B15KXV33	£79.31	2,230	12.47	5.00%	3.93%	3.51%	35,564	5.20
5	ETFS 5X SHORT USD LONG GBP	PUS5	JE00BMM1XZ05	£78.82	1,284	5.38	4.97%	2.26%	1.51%	61,386	26.20
6	ETFS PHYSICAL GOLD	PHAU	JE00B1VS3770	£77.49	2,206	0.85	4.88%	3.89%	0.24%	35,128	3.55
7	ISHARES PHYSICAL GOLD ETC	IGLN	IE00B4ND3602	£75.07	1,697	4.01	4.73%	2.99%	1.13%	44,238	2.97
8	BOOST FTSE 250 1X SHORT DAILY ETP	1MCS	IE00BBGBF313	£47.75	143	0.87	3.01%	0.25%	0.25%	333,908	22.12
9	SOURCE PHYSICAL GOLD P-ETC	SGLP	IE00B579F325	£43.34	1,570	0.47	2.73%	2.77%	0.13%	27,603	4.64
10	ETFS PHYSICAL GOLD £	PHGP	JE00B1VS3770	£40.42	1,545	0.44	2.55%	2.72%	0.12%	26,165	5.50
			Sum:	£838.83							



Contact Details

Exchange Traded Products

London Stock Exchange
10 Paternoster Square
London EC4M 7LS
Tel: +44 (0)20 7797 3054

etfs@lseg.com