



# ETP June Update.

# Highlights

London Stock Exchange remains Europe's top exchange for ETPs, and continues to grow across different products including fixed income ETFs, emerging market ETFs and Exchange Traded Commodities etc.

## Listings

- **17** new ETFs were listed in June 2018
- There are now **1078** ETFs (available as **1,591** lines through multi-currency offerings) and **487** ETCs/ETNs (available as **579** lines) on our London market

## Trading activity

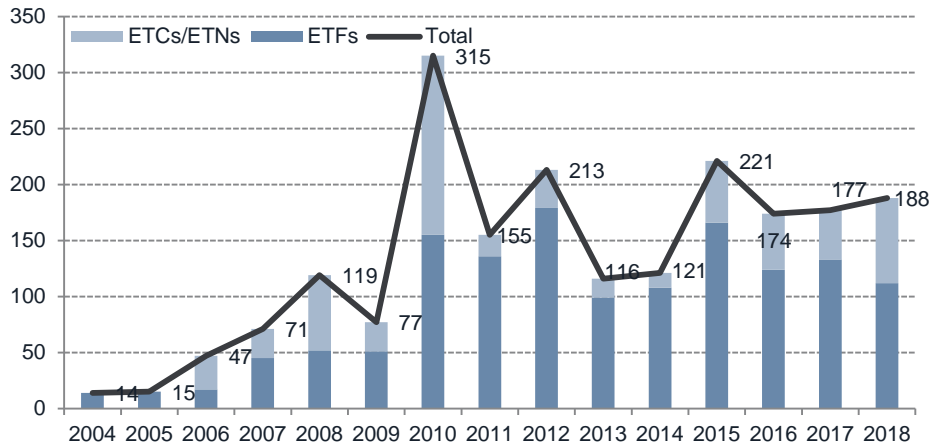
- Total on-exchange value traded for ETFs in June 2018 was **£17.7 billion (315k trades)**, down by **35%** compared to June 2017
- Total on-exchange value traded for ETCs/ETNs in June 2018 was **£1.47 billion (51k trades)**, down by **49%** compared to June 2017

## Market coverage

- **21** registered market makers provide continuous pricing and a high quality pool of liquidity on our order-book
- In addition, more than **300** member firms from **19** countries are connected to the London Stock Exchange's order book and have access to trade ETFs

# Product Growth

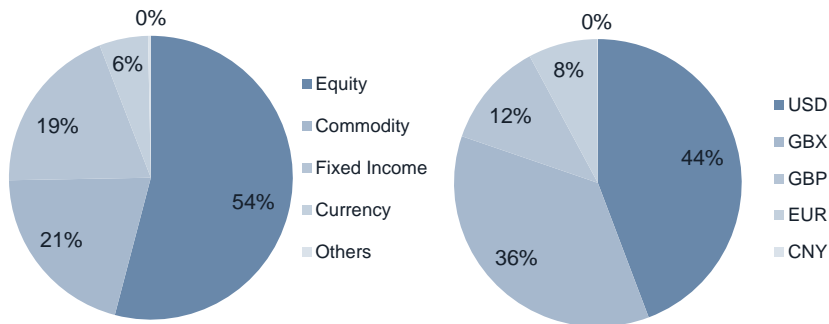
ETP new listings on LSE since 2004



**Points to highlight:**

- There are **28** ETP issuers on London Stock Exchange and a total of **1,565** ETPs.
- We have welcomed **China Post Global** and **ITI Funds** as new ETP issuers in 2018.
- **188** new ETPs were listed on LSE in 2018.
- Of the **188** new listings, there were **75** equity products, **59** fixed income products, **40** commodity products, and **12** currency products and **1** derivatives product.
- Products listed on LSE showed a good diversity in terms of asset classes and trading currencies, offering investors with greater flexibility.

No. of products by asset class and trading currency



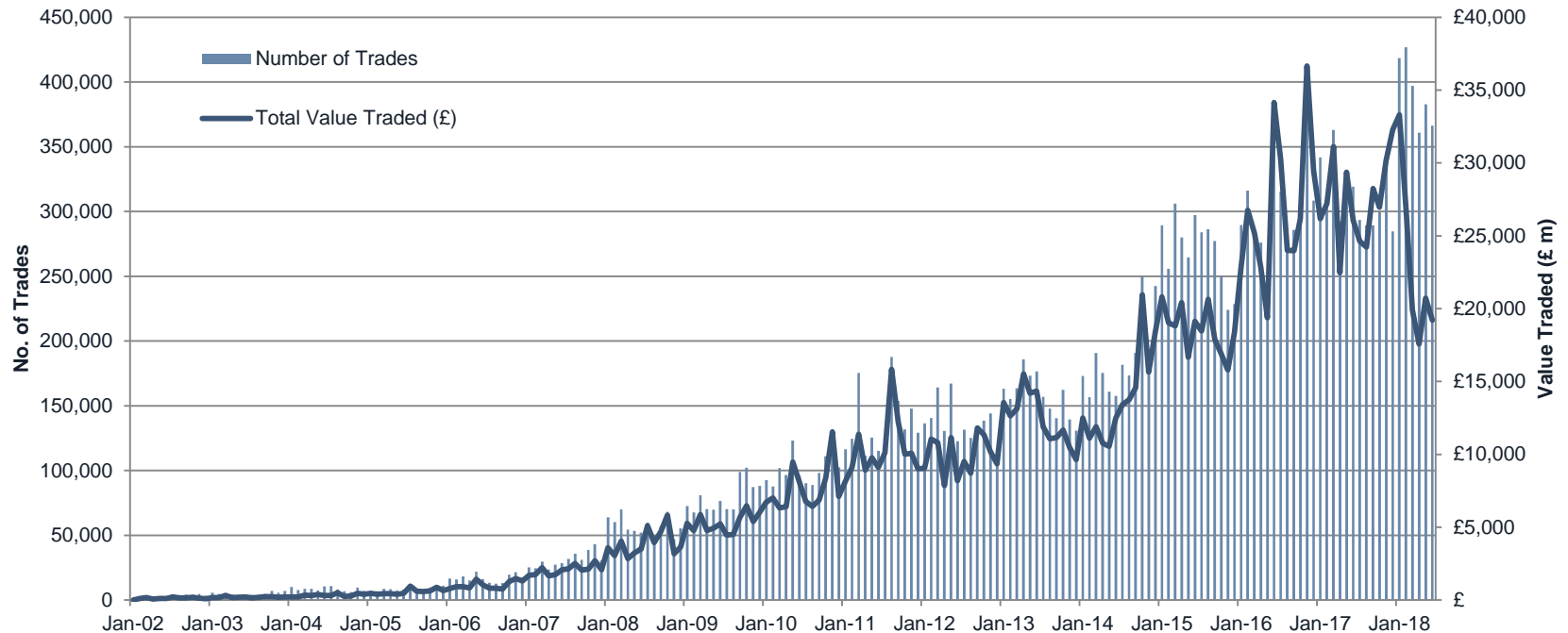


## New ETP listed – June 2018

ISIN Code	TIDM	First Trading Date	Currency	Issuer Name	Instrument Name
IE00BG0J9Y53	CEUG	20180604	GBP	ISHARES VII PLC	ISH MSCI EMU UCITS ETF GBP HG DIS
IE00BFZPF546	EMGA	20180604	USD	ISHARES III PLC	ISH JPM LOC EM GOVT BND ETF USD ACC
IE00BFM6T814	IGAA	20180604	USD	ISHARES III PLC	ISH E ASIA LOCAL GOVT BND ETF USD ACC
IE00BFM6TD65	EMCA	20180604	USD	ISHARES V PUBLIC LIMITED COMPANY	ISH JPM \$EM CORP BND ETF USD ACC
FR0010397554	MALX	20180612	GBX	LYXOR INTERNATIONAL ASSET MANAGEMENT	LYXOR MSCI MALAYSIA UCITS ETF - C-EUR
IE00BD9MMD49	J13U	20180612	GBP	JPMORGAN ETFS (IRELAND) ICAV	BETABUILDERS US TSRY BD 1-3YR UCITS ETF
IE00BD9MMF62	JSET	20180612	GBP	JPMORGAN ETFS (IRELAND) ICAV	EUR ULTRA-SHORT INCOME UCITS ETF
IE00BD9MMC32	JG15	20180612	GBP	JPMORGAN ETFS (IRELAND) ICAV	BETABUILDERS UK GILT 1-5YR UCITS ETF
IE00BD9MMG79	JGST	20180612	GBP	JPMORGAN ETFS (IRELAND) ICAV	GBP ULTRA-SHORT INCOME UCITS ETF
IE00BF92LR56	5HED	20180613	USD	OSSIAM IRL ICAV	OSSIAM ETF SHILLER ESG LC US SECTOR USD
IE00BFWMQ331	MSAU	20180618	USD	INVESCO MARKETS PLC	INVESCO MSCI SAUDI ARABIA UCITS ETF
IE00BG0SSC32	FDN	20180621	GBX	FIRST TRUST GLOBAL FUNDS PUBLIC LIMITED COMPANY	FT DOW JONES INTERNET UCITS ETF
IE00BFZPF322	AT1	20180625	USD	INVESCO MARKETS II PLC	INVESCO AT1 CAPITAL BOND UCITS ETF
IE00BFWXDX52	FLUC	20180627	USD	FRANKLIN LIBERTYSHARES ICAV	FRK LIB USD IG CORP BOND UCITS ETF
IE00BFWXDY69	FLES	20180627	EUR	FRANKLIN LIBERTYSHARES ICAV	FRK LIB EURO SHORT MATURITY UCITS ETF
IE00BF5GB717	EFRN	20180628	EUR	ISHARES II PLC	ISHARES EUR FLOATING RATE BOND UCITS ETF
IE00BYZTVT56	SUOE	20180628	EUR	ISHARES II PLC	ISHARES EUR CORP BOND SRI UCITS ETF

# London ETP Market Growth

- Total on-exchange value traded in June 2018 was **£19.2 billion** through 366k trades, **down by 35%** compared to June 2017
- Total on-exchange value traded YTD 2018 is **£138.6 billion** through 2.35m trades, **down by 18%** compared to same period in 2017
- Average order book trade size for ETPs was **£29k** in June 2018





# Top 10 Traded ETFs

## Top 10 most Actively On-book traded ETFs on LSE

	Instrument Name	TIDM	ISIN	Value (£m)	Trades	Volume (m)	Value (%)	Trade (%)	Volume (%)	Avg Trade Size	Average TWS
1	iShares Core S&P 500 UCITS ETF USD (Acc)	CSPX	IE00B5BMR087	£425.34	10414	2119979	21%	19%	3%	203.570	2.15
2	VANGUARD S&P 500 UCITS ETF	VUSA	IE00B3XXRP09	£370.41	11672	9407858	18%	22%	12%	806.019	3.50
3	ISHARES CORE FTSE100 UCITS ETF GBP(DIST)	ISF	IE0005042456	£285.31	10079	37442309	14%	19%	49%	3714.883	1.85
4	ISHRS CORE MSCI WORLD ETF USD (ACC)	IWDA	IE00B4L5Y983	£174.43	3354	4203468	9%	6%	5%	1253.270	3.1
5	ISHRS J.P. MORGAN \$ EM BOND ETF USD DIST	IEMB	IE00B2NPKV68	£162.30	2700	2044565	8%	5%	3%	757.246	11.17
6	ISHARES CORE EM IMI UCITS ETF USD (ACC)	EMIM	IE00BKM4GZ66	£161.40	5554	7425869	8%	10%	10%	1337.031	5.21
7	ISHARES MSCI EM UCITS ETF USD (DIST)	IEEM	IE00B0M63177	£160.78	2874	5008588	8%	5%	7%	1742.724	4.13
8	VANGUARD FTSE 100 UCITS ETF	VUKE	IE00B810Q511	£121.71	3642	3545891	6%	7%	5%	973.611	3.16
9	ISHARES S&P 500 UCITS ETF USD (DIST)	IUSA	IE0031442068	£93.04	3204	4508416	5%	6%	6%	1407.121	1.94
10	LYX ETF US\$ 10Y INFLA EXPEC ACC	INFU	LU1390062831	£92.01	578	1142042	4%	1%	1%	1975.851	15.43
			<b>Sum:</b>	<b>£2,046.73</b>							

## Top 10 most Actively On-exchange traded ETFs on LSE

	Instrument Name	TIDM	ISIN	Value (£m)	Trades	Volume (m)	Value (%)	Trade (%)	Volume (%)	Avg Trade Size	Average TWS
1	ISHRS CORE S&P 500 UCITS ETF USD (ACC)	CSPX	IE00B5BMR087	£795.11	11772	4017355	17%	20%	3%	341.264	2.15
2	VANGUARD S&P 500 UCITS ETF	VUSA	IE00B3XXRP09	£721.56	15572	18290974	16%	26%	12%	1174.607	3.50
3	ISHARES CORE FTSE100 UCITS ETF GBP(DIST)	ISF	IE0005042456	£556.02	13833	72948226	12%	23%	47%	5273.493	1.85
4	ISHARES \$ CORP.BOND UCITS ETF USD (DIST)	LQDE	IE0032895942	£470.99	2192	5696467	10%	4%	4%	2598.753	8.71
5	ISHARES CORE EM IMI UCITS ETF USD (ACC)	EMIM	IE00BKM4GZ66	£404.03	6711	18793363	9%	11%	12%	2800.382	5.21
6	ISHARES EUR H.YLD C.B UCITS ETF EUR DIST	SHYG	IE00B66F4759	£381.57	1791	4161930	8%	3%	3%	2323.802	10.76
7	ISHRS J.P. MORGAN \$ EM BOND ETF USD DIST	IEMB	IE00B2NPKV68	£359.03	3103	4516474	8%	5%	3%	1455.519	11.17
8	ISHS EDGE MSCI WRL VAL FCT UCITS ETF ACC	IWVL	IE00BP3QZB59	£339.70	1399	14229698	7%	2%	9%	10171.335	8.10
9	LYX ETF US\$ 10Y INFLA EXPEC ACC	INFU	LU1390062831	£295.40	598	3669248	6%	1%	2%	6135.866	15.43
10	ISHARES MSCI EM UCITS ETF USD (DIST)	IEEM	IE00B0M63177	£278.06	3336	8822266	6%	6%	6%	2644.564	4.13
			<b>Sum:</b>	<b>£4,601.47</b>							



# Top 10 Traded ETCs/ETNs

## Top 10 most Actively On-book traded ETCs/ETNs on LSE

	Instrument Name	TIDM	ISIN	Value (£m)	Trades	Volume (m)	Value (%)	Trade (%)	Volume (%)	Avg Trade Size	Average TWS
1	INVESCO PHYSICAL GOLD ETC	SGLD	IE00B579F325	£189.64	2739	2019405	32%	20%	9%	737.278	2.47
2	ISHARES PHYSICAL GOLD ETC	SGLN	IE00B4ND3602	£121.71	2514	6416527	21%	18%	29%	2552.318	3.36
3	GOLD BULLION SECURITIES	GBS	GB00B00FHZ82	£67.22	1677	742816	11%	12%	3%	442.943	2.15
4	ETFS WTI CRUDE OIL	CRUD	GB00B15KXV33	£65.64	3515	9026532	11%	25%	40%	2568.003	2.57
5	ETFS PHYSICAL GOLD	PHAU	JE00B1VS3770	£62.45	793	677476	11%	6%	3%	854.320	2.63
6	XTRACKERS PHYSICAL GOLD ETC	XGLD	GB00B5840F36	£25.14	565	266860	4%	4%	1%	472.319	2.26
7	ETFS PHYSICAL GOLD £	PHGP	JE00B1VS3770	£20.43	424	221004	3%	3%	1%	521.236	2.57
8	INVESCO PHYSICAL SILVER ETC	SSLV	IE00B43VDT70	£14.32	275	1180052	2%	2%	5%	4291.098	6.28
9	ETFS INDUSTRIAL METALS	AIGI	GB00B15KYG56	£12.79	566	1270272	2%	4%	6%	2244.297	7.02
10	ETFS COPPER	COPA	GB00B15KXQ89	£11.48	752	520830	2%	5%	2%	692.593	4.10
			Sum:	£590.82							

## Top 10 most Actively On-exchange traded ETCs/ETNs on LSE

	Instrument Name	TIDM	ISIN	Value (£m)	Trades	Volume (m)	Value (%)	Trade (%)	Volume (%)	Avg Trade Size	Average TWS
1	INVESCO PHYSICAL GOLD ETC	SGLD	IE00B579F325	£229.61	3335	2447370	27%	17%	2%	733.844	2.47
2	ISHARES PHYSICAL GOLD ETC	SGLN	IE00B4ND3602	£168.68	3156	8884599	20%	16%	9%	2815.145	3.36
3	GOLD BULLION SECURITIES	GBS	GB00B00FHZ82	£72.75	1884	803303	8%	10%	1%	426.382	2.15
4	ETFS PHYSICAL GOLD	PHAU	JE00B1VS3770	£72.03	1621	781567	8%	8%	1%	482.151	2.63
5	ETFS WTI CRUDE OIL	CRUD	GB00B15KXV33	£71.55	3795	9818420	8%	19%	9%	2587.199	2.57
6	BOOST WTI OIL 3X LEVERAGE DAILY ETP	3OIL	IE00B7ZQC614	£69.43	3646	72798794	8%	19%	70%	19966.756	20.88
7	ETFS INDUSTRIAL METALS	AIGI	GB00B15KYG56	£56.05	572	5481684	7%	3%	5%	9583.364	7.02
8	BOOST S&P 500 3X LEVERAGE DAILY 30/11/62	3USL	IE00B7Y34M31	£54.56	340	114800	6%	2%	0%	337.647	12.08
9	BOOST WTI OIL 2X LEVERAGE DAILY ETP	2OIL	IE00BVFZGG42	£34.78	42	1074473	4%	0%	1%	25582.690	53.55
10	BOOST WTI OIL 3X SHORT DAILY ETP	3OIS	IE00B7SX5Y86	£30.08	1206	1890814	3%	6%	2%	1567.839	20.48
			Sum:	£859.52							



## Contact Details

---

### Exchange Traded Products

London Stock Exchange  
10 Paternoster Square  
London EC4M 7LS  
Tel: +44 (0)20 7797 3054

[etfs@lseg.com](mailto:etfs@lseg.com)