



# ETP May Update

# Highlights

London Stock Exchange remains Europe's top exchange for ETPs, and continues to grow across different products including fixed income ETFs, emerging market ETFs and Exchange Traded Commodities etc.

## Listings

- **20** new ETFs were listed in May 2018
- There are now **1062** ETFs (available as **1,567** lines through multi-currency offerings) and **487** ETCs/ETNs (available as **579** lines) on our London market

## Trading activity

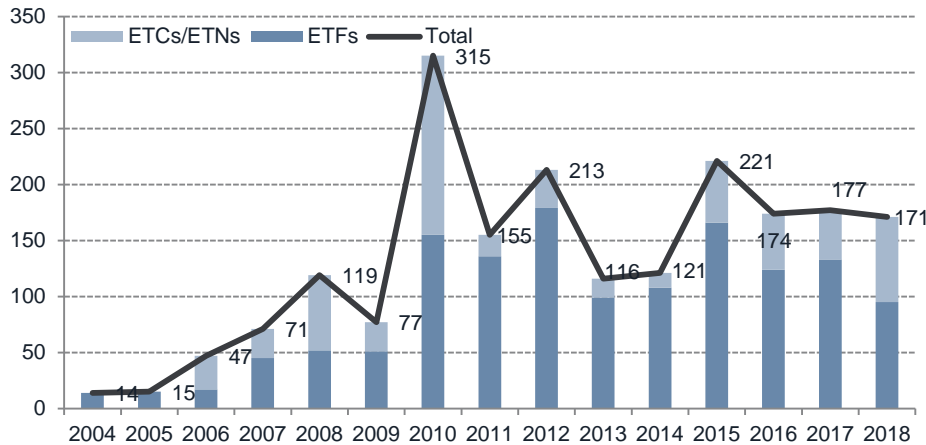
- Total on-exchange value traded for ETFs in May 2018 was **£19.1 billion (336k trades)**, down by **33%** compared to May 2017
- Total on-exchange value traded for ETCs/ETNs in May 2018 was **£1.6 billion (47k trades)**, down by **17%** compared to May 2017

## Market coverage

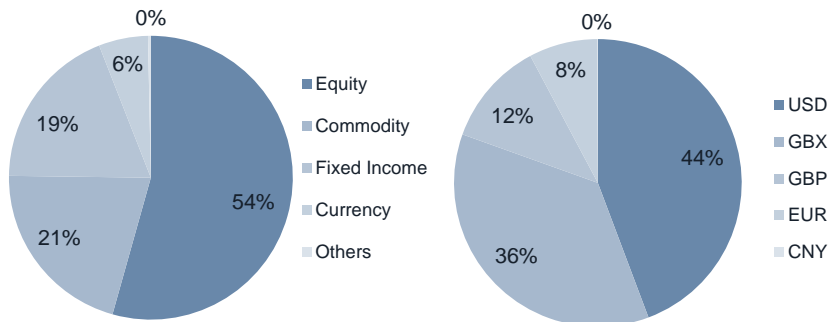
- **21** registered market makers provide continuous pricing and a high quality pool of liquidity on our order-book
- In addition, more than **300** member firms from **19** countries are connected to the London Stock Exchange's order book and have access to trade ETFs

# Product Growth

**ETP new listings on LSE since 2004**



**No. of products by asset class and trading currency**



**Points to highlight:**

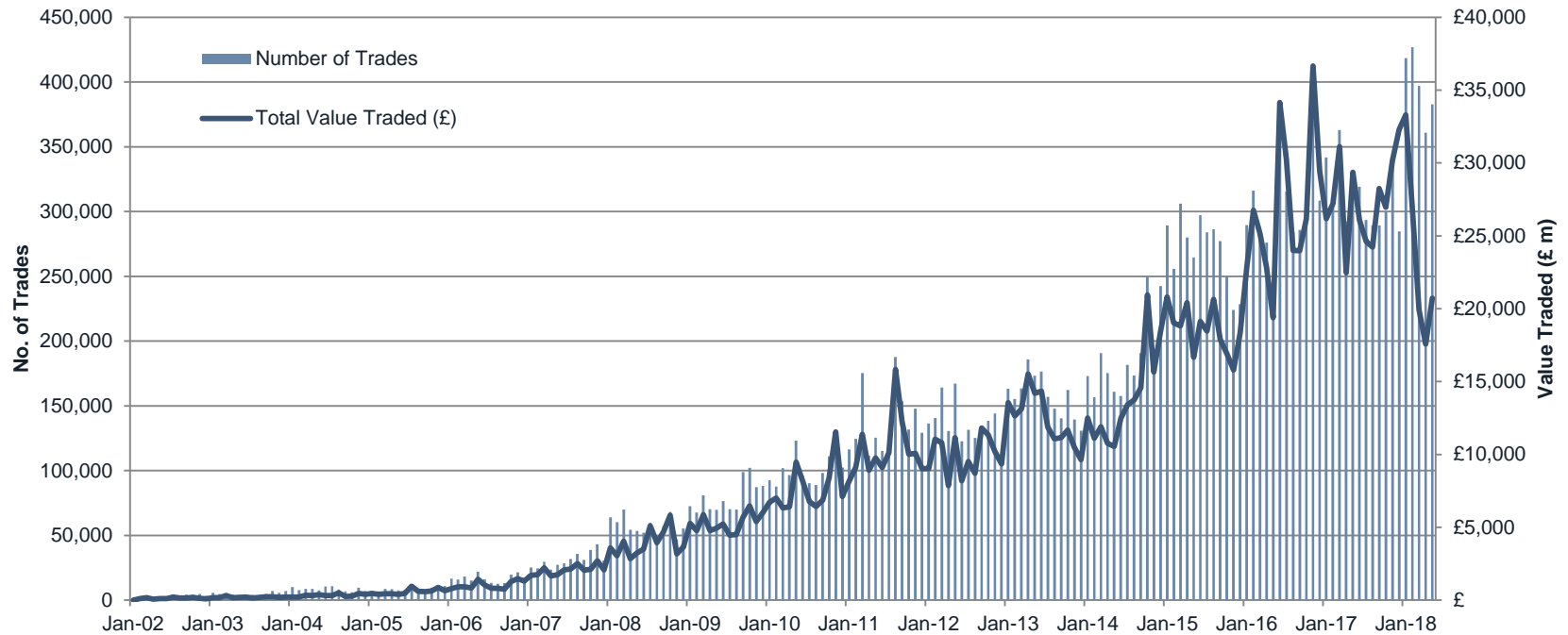
- There are **28** ETP issuers on London Stock Exchange and a total of **1,549** ETPs.
- We have welcomed **China Post Global** and **ITI Funds** as new ETP issuers in 2018.
- **171** new ETPs were listed on LSE in 2018.
- Of the **171** new listings, there were **71** equity products, **47** fixed income products, **40** commodity products, and **12** currency products and **1** derivatives product.
- Products listed on LSE showed a good diversity in terms of asset classes and trading currencies, offering investors with greater flexibility.

## New ETP listed – May 2018

ISIN Code	TIDM	First Trading Date	Currency	Issuer Name	Instrument Name
IE00BZ02LR44	XZW0	20180504	USD	XTRACKERS (IE) PUBLIC LIMITED COMPANY	X ESG MSCI WORLD
IE00BG36TC12	XZMJ	20180504	USD	XTRACKERS (IE) PUBLIC LIMITED COMPANY	X ESG MSCI JAPAN
FR0007063177	NASD	20180514	USD	LYXOR INTERNATIONAL ASSET MANAGEMENT	LYXOR NASDAQ-100 UCITS ETF - D-EUR
IE00BFM6T921	DPYA	20180514	USD	ISHARES II PLC	ISH DEV MKT PROPERTY YLD ETF USD ACC
IE00BFM6TC58	DTLA	20180514	USD	ISHARES IV PLC	ISH \$ T BND 20+YR ETF USD ACC
IE00BFM6TB42	CRPA	20180514	USD	ISHARES PLC	ISH GLB CORP BND ETF USD ACC
IE00BFMNPS42	XZMU	20180516	USD	XTRACKERS (IE) PUBLIC LIMITED COMPANY	X ESG MSCI USA
IE00BFMNHK08	XZEU	20180516	GBX	XTRACKERS (IE) PUBLIC LIMITED COMPANY	X ESG MSCI EUROPE
LU1792117779	WESG	20180516	USD	MULTI UNITS LUXEMBOURG	LYXOR MSCI WORLD ESG TREND LEADERS
LU1792117696	UESG	20180516	USD	MULTI UNITS LUXEMBOURG	LYXOR MSCI USA ESG TREND LEADERS
LU1792117340	EESG	20180516	GBP	MULTI UNITS LUXEMBOURG	LYXOR MSCI EMU ESG TREND LEADERS
LU1769088581	MESG	20180516	USD	MULTI UNITS LUXEMBOURG	LYXOR MSCI EM ESG TREND LEADERS
IE00BZ0XVF52	CCBO	20180517	USD	WISDOMTREE ISSUER PLC	WISDOMTREE AT1 COCO BOND UCITS ETF - USD
IE00BZ0XVG69	COCB	20180517	USD	WISDOMTREE ISSUER PLC	WT AT1 COCO BOND UCITS ETF - USD ACC
LU1810006780	MFLS	20180518	USD	MULTI UNITS LUXEMBOURG	LYXOR SCIENTIFIC BETA DEVELOPED L/S
IE00BD3V0B10	BNKS	20180523	USD	ISHARES V PUBLIC LIMITED COMPANY	ISH SP US BANKS ETF USD ACC
IE00BDRTCQ08	UFLT	20180523	USD	INVESCO MARKETS II PLC	INVESCO USD FLOATING RATE NOTE UCITS ETF
IE00BDD48R20	VDUC	20180524	USD	VANGUARD FUNDS PLC	VANGUARD USDCORP 1-3 YR BOND UCITS ETF
IE00BD49R243	PUTW	20180524	USD	WISDOMTREE ISSUER PLC	WT CBOE S&P 500 PUTW UCITS ETF - USD ACC
IE00BZCQB185	IIND	20180529	GBP	ISHARES IV PLC	ISH MSCI INDIA UCITS ETF USD ACC GBP

# London ETP Market Growth

- Total on-exchange value traded in May 2018 was **£20.7 billion** through 383k trades, **down by 32%** compared to May 2017
- Total on-exchange value traded YTD 2018 is **£119 billion** through 2.0m trades, **down by 14%** compared to same period in 2017
- Average order book trade size for ETPs was **£31k** in May 2018





# Top 10 Traded ETFs

## Top 10 most Actively On-book traded ETFs on LSE

	Instrument Name	TIDM	ISIN	Value (£m)	Trades	Volume (m)	Value (%)	Trade (%)	Volume (%)	Avg Trade Size	Average TWS
1	VANGUARD S&P 500 UCITS ETF	VUSD	IE00B3XXRP09	£426.25	8,483	11.18	5.47%	3.37%	2.89%	50,248	1.07
2	ISHARES CORE FTSE100 UCITS ETF GBP(DIST)	ISF	IE0005042456	£323.50	10,634	42.26	4.15%	4.22%	10.93%	30,421	0.92
3	ISHRS CORE S&P 500 UCITS ETF USD (ACC)	CSPX	IE00B5BMR087	£320.37	6,164	1.65	4.11%	2.45%	0.43%	51,975	0.91
4	ISHRS J.P. MORGAN \$ EM BOND ETF USD DIST	IEMB	IE00B2NPKV68	£200.01	2,805	2.52	2.57%	1.11%	0.65%	71,304	4.29
5	ISHRS CORE MSCI WORLD ETF USD (ACC)	IWDA	IE00B4L5Y983	£159.62	2,444	3.95	2.05%	0.97%	1.02%	65,309	1.53
6	VANGUARD FTSE 100 UCITS ETF	VUKE	IE00B810Q511	£125.00	3,019	3.63	1.60%	1.20%	0.94%	41,405	1.24
7	ISHARES EUR H.YLD C.B UCITS ETF EUR DIST	IHYG	IE00B66F4759	£103.55	1,424	1.13	1.33%	0.57%	0.29%	72,721	3.21
8	SOURCE S&P 500 UCITS ETF	SPXS	IE00B3YCGJ38	£101.21	3,928	0.28	1.30%	1.56%	0.07%	25,766	1.16
9	ISHRS EM LOCAL GOVT BOND ETF USD (DIST)	IEML	IE00B5M4WH52	£101.20	1,246	2.15	1.30%	0.49%	0.56%	81,216	7.81
10	ISHS MSCI EURO EX-UK UCITS ETF EUR DIST	IEUX	IE00B14X4N27	£92.64	1,430	3.26	1.19%	0.57%	0.84%	64,786	2.46
			<b>Sum:</b>	<b>£1,953.35</b>							

## Top 10 most Actively On-exchange traded ETFs on LSE

	Instrument Name	TIDM	ISIN	Value (£m)	Trades	Volume (m)	Value (%)	Trade (%)	Volume (%)	Avg Trade Size	Average TWS
1	ISHRS CORE S&P 500 UCITS ETF USD (ACC)	CSPX	IE00B5BMR087	£957.74	6,587	4.99	4.38%	1.91%	0.55%	145,399	0.91
2	VANGUARD S&P 500 UCITS ETF	VUSD	IE00B3XXRP09	£808.10	8,718	21.18	3.70%	2.53%	2.35%	92,693	1.07
3	ISHARES CORE FTSE100 UCITS ETF GBP(DIST)	ISF	IE0005042456	£677.42	15,298	88.44	3.10%	4.44%	9.81%	44,281	0.92
4	ISHRS EM LOCAL GOVT BOND ETF USD (DIST)	IEML	IE00B5M4WH52	£663.64	1,367	14.47	3.04%	0.40%	1.60%	485,475	7.81
5	ISHRS \$ TREAS BOND 7-10YR ETF USD (DIST)	IDTM	IE00B1FZS798	£497.07	643	3.58	2.28%	0.19%	0.40%	773,045	2.08
6	ISHRS J.P. MORGAN \$ EM BOND ETF USD DIST	IEMB	IE00B2NPKV68	£398.34	2,959	5.02	1.82%	0.86%	0.56%	134,621	4.29
7	AMUNDI MSCI EUROPE	CEUR	LU1681042609	£383.69	36	2.00	1.76%	0.01%	0.22%	10,658,082	5.11
8	ISHRS \$ HIGH YIELD CRP BND ETF USD DIST	IHYU	IE00B4PY7Y77	£372.17	2,498	4.89	1.70%	0.73%	0.54%	148,988	3.76
9	LYX ETF US\$ 10Y INFLA EXPEC ACC	INFU	LU1390062831	£363.66	2,332	4.63	1.66%	0.68%	0.51%	155,944	7.01
10	ISHARES \$ CORP.BOND UCITS ETF USD (DIST)	LQDE	IE0032895942	£341.03	2,443	4.15	1.56%	0.71%	0.46%	139,596	4.47
			<b>Sum:</b>	<b>£5,462.87</b>							



# Top 10 Traded ETCs/ETNs

## Top 10 most Actively On-book traded ETCs/ETNs on LSE

	Instrument Name	TIDM	ISIN	Value (£m)	Trades	Volume (m)	Value (%)	Trade (%)	Volume (%)	Avg Trade Size	Average TWS
1	ISHARES PHYSICAL GOLD ETC	IGLN	IE00B4ND3602	£123.75	1,426	6.51	12.76%	4.91%	3.43%	86,781	1.22
2	ETFS WTI CRUDE OIL	CRUD	GB00B15KXV33	£100.98	2,968	13.56	10.41%	10.21%	7.14%	34,025	2.06
3	INVESCO PHYSICAL GOLD ETC	SGLD	IE00B579F325	£97.56	1,440	1.03	10.06%	4.95%	0.54%	67,752	1.33
4	ETFS PHYSICAL GOLD	PHAU	JE00B1VS3770	£78.59	1,021	0.85	8.10%	3.51%	0.45%	76,974	1.17
5	GOLD BULLION SECURITIES	GBS	GB00B00FHZ82	£56.62	1,136	0.62	5.84%	3.91%	0.33%	49,840	1.19
6	XTRACKERS PHYSICAL GOLD ETC	XGLD	GB00B5840F36	£38.41	691	0.41	3.96%	2.38%	0.21%	55,587	1.13
7	ISHARES PHYSICAL GOLD ETC	SGLN	IE00B4ND3602	£35.02	669	1.83	3.61%	2.30%	0.97%	52,352	1.73
8	ETFS PHYSICAL SWISS GOLD	SGBS	JE00B588CD74	£34.96	262	0.38	3.60%	0.90%	0.20%	133,419	1.98
9	ETFS PHYSICAL GOLD £	PHGP	JE00B1VS3770	£20.05	348	0.22	2.07%	1.20%	0.11%	57,603	1.57
10	ETFS INDUSTRIAL METALS	AIGI	GB00B15KYG56	£16.96	212	1.73	1.75%	0.73%	0.91%	80,014	3.67
			<b>Sum:</b>	<b>£602.91</b>							

## Top 10 most Actively On-exchange traded ETCs/ETNs on LSE

	Instrument Name	TIDM	ISIN	Value (£m)	Trades	Volume (m)	Value (%)	Trade (%)	Volume (%)	Avg Trade Size	Average TWS
1	ISHARES PHYSICAL GOLD ETC	IGLN	IE00B4ND3602	£291.14	1,650	15.36	15.37%	3.40%	3.45%	176,450	1.22
2	ETFS WTI CRUDE OIL	CRUD	GB00B15KXV33	£174.49	3,484	23.25	9.21%	7.18%	5.23%	50,082	2.06
3	ETFS PHYSICAL GOLD	PHAU	JE00B1VS3770	£157.16	2,160	1.71	8.30%	4.45%	0.38%	72,757	1.17
4	INVESCO PHYSICAL GOLD ETC	SGLD	IE00B579F325	£117.41	1,665	1.25	6.20%	3.43%	0.28%	70,516	1.33
5	ETFS PHYSICAL SWISS GOLD	SGBS	JE00B588CD74	£83.56	317	0.90	4.41%	0.65%	0.20%	263,608	1.98
6	GOLD BULLION SECURITIES	GBS	GB00B00FHZ82	£78.49	1,295	0.86	4.14%	2.67%	0.19%	60,613	1.19
7	BOOST S&P 500 3X LEVERAGE DAILY 30/11/62	3USL	IE00B7Y34M31	£74.51	225	0.17	3.93%	0.46%	0.04%	331,135	6.45
8	BOOST WTI OIL 3X LEVERAGE DAILY ETP	3OIL	IE00B7ZQC614	£67.68	5,028	56.99	3.57%	10.36%	12.82%	13,461	9.23
9	ISHARES PHYSICAL GOLD ETC	SGLN	IE00B4ND3602	£48.66	1,329	2.55	2.57%	2.74%	0.57%	36,611	1.73
10	ETFS PHYSICAL GOLD £	PHGP	JE00B1VS3770	£43.56	1,201	0.47	2.30%	2.48%	0.11%	36,269	1.57
			<b>Sum:</b>	<b>£1,136.65</b>							



## Contact Details

---

### Exchange Traded Products

London Stock Exchange  
10 Paternoster Square  
London EC4M 7LS  
Tel: +44 (0)20 7797 3054

[etfs@lseg.com](mailto:etfs@lseg.com)