

---

# ETP Market Update

## June 2019



## Key Highlights

**16**  
ETFs

**16** new ETFs (available as 23 multi-currency lines) were listed in June 2019.



**1,693 ETP listings**

There are now **1,243** ETFs (available as **1,791** lines through multi-currency offerings) and **450** ETCs/ETNs (available as **542** lines) on our London market.

**£8.7bn**

Orderbook value traded for ETPs in June 2019 (315k trades), **9%** higher compared to June 2018.

**£49bn**

Year to date orderbook value traded for ETPs (1,850k trades), **13%** lower when compared to same period in 2018.

**23 Registered Market Makers**

Provide continuous pricing and a high quality pool of liquidity on our orderbook.

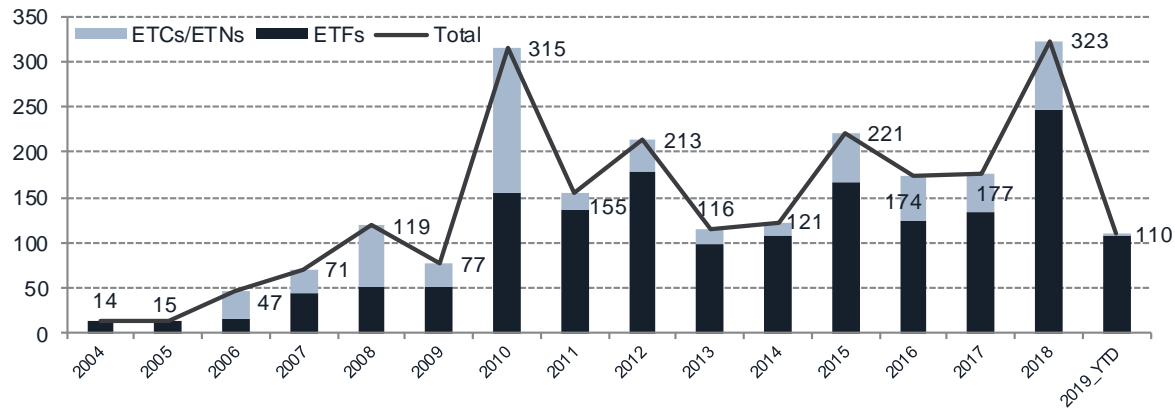
In addition, more than **150** member firms from **19** countries are connected to the London Stock Exchange's order book and have access to trade ETPs.



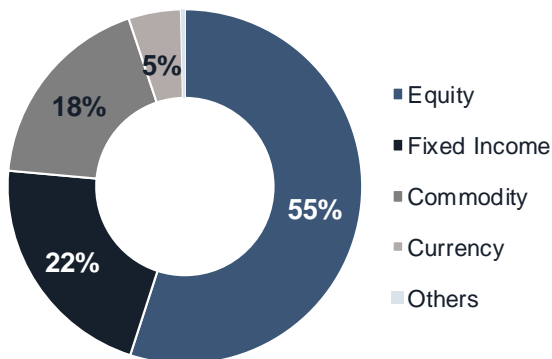
LSE remains Europe's top exchange for ETPs, and continues to grow across different products including fixed income ETFs, emerging market ETFs and Exchange Traded Commodities etc.

# Product Growth

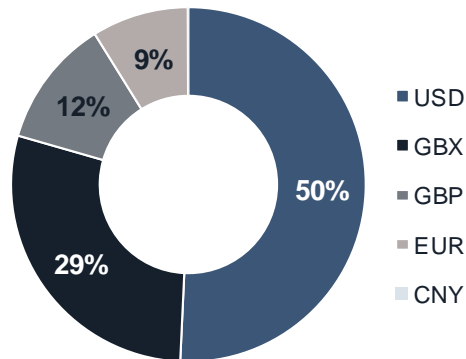
## ETP new listings on LSE since 2004



## No. of Products by Asset Class



## No. of Products by Trading Currency



- There are 32 ETP issuers on London Stock Exchange and a total of **1,693** ETPs.
- We have welcomed **ThinkCapital ETFs** as new ETP issuer in 2019.
- **110** new ETPs were listed on LSE in 2019. Of the **110** new listings, there were **63** equity products, **44** fixed income products, **2** commodity products and **1** derivative product.
- Products listed on LSE showed a good diversity in terms of asset classes and trading currencies, offering investors with greater flexibility.

# New ETP listed – June 2019

<u>ISIN Code</u>	<u>TIDM</u>	<u>First Trading Date</u>	<u>Currency</u>	<u>Issuer Name</u>	<u>Instrument Name</u>
IE00BHZRQY00	FLXB	20190607	USD	FRANKLIN LIBERTYSHARES ICAV	FRK FTSE BRAZIL UCITS ETF
IE00BHZRR147	FLXC	20190607	USD	FRANKLIN LIBERTYSHARES ICAV	FRK FTSE CHINA UCITS ETF
IE00BHZRR030	FLXK	20190607	USD	FRANKLIN LIBERTYSHARES ICAV	FRK FTSE KOREA UCITS ETF
IE00BYML9W36	SPXD	20190607	USD	INVESCO MARKETS PLC	INVESCO S&P 500 UCITS ETF DIST
IE00BG0TQD32	GLTA	20190610	GBX	INVESCO MARKETS II PLC	INVESCO UK GILTS UCITS ETF ACC
IE00BJBLDJ48	OUFU	20190611	USD	OSSIAM IRL ICAV	OSSIAM ETF US ESG LC EQUITY FACTORS USD
IE00BJQRDL90	ESGE	20190617	GBX	INVESCO MARKETS II PLC	IVZ MSCI EUR ESG UNI SCREEN UCITS ETF
IE00BJQRDM08	ESGU	20190617	USD	INVESCO MARKETS II PLC	IVZ MSCI USA ESG UNI SCREEN UCITS ETF
IE00BJQRDK83	ESGW	20190617	USD	INVESCO MARKETS II PLC	IVZ MSCI WORLD ESG UNI SCREEN UCITS ETF
IE00BG47KG48	VAGP	20190620	GBP	VANGUARD FUNDS PLC	VANGUARD GLOBAL AGGREGATE BD UCITS ETF
IE00BG47K971	VAGS	20190620	GBP	VANGUARD FUNDS PLC	VANGUARD GLOBAL AGGREGATE BD UCITS ETF
IE00BG47KJ78	VAGU	20190620	USD	VANGUARD FUNDS PLC	VANGUARD GLOBAL AGGREGATE BD UCITS ETF
IE00BYWQWR46	ESPO	20190626	USD	VANECK VECTORS UCITS ETFS PLC	VANECK VECTORS VIDEO GAMING AND ESPO ETF
IE00BJLJK515	KBA	20190627	USD	KRANESHARES ICAV	MSCI CHINA A SHARE UCITS ETF - CLASS USD
IE00BHZRQZ17	FLXI	20190628	USD	FRANKLIN LIBERTYSHARES ICAV	FRK FTSE INDIA UCITS ETF
IE00BK7Y2S64	SGSU	20190628	GBP	ISHARES II PLC	ISH \$ CB 0-3 ESG U GBP H D



# Top 10 Traded ETFs

## Top 10 most actively on-book traded ETFs on LSE

	TIDM	Instrument Name	ISIN	Value (£)	Trades	Volume	Value (%)	Trade (%)	Volume (%)	Average Trade Size	Average TWS (bps)
1	EIMI	ISHARES CORE EM IMI UCITS ETF USD (ACC)	IE00BKM4GZ66	433,292,180	10,576	19,835,720	5.71%	3.97%	4.53%	40,969	5.71
2	ISF	ISHARES CORE FTSE100 UCITS ETF GBP(DIST)	IE0005042456	298,229,326	7,242	40,903,992	3.93%	2.72%	9.34%	41,181	2.64
3	CSPX	ISHRS CORE S&P 500 UCITS ETF USD (ACC)	IE00B5BMR087	267,954,746	7,827	1,196,843	3.53%	2.94%	0.27%	34,235	2.20
4	IWDA	ISHRS CORE MSCI WORLD ETF USD (ACC)	IE00B4L5Y983	247,047,632	4,825	5,512,499	3.26%	1.81%	1.26%	51,202	4.04
5	VUSD	VANGUARD S&P 500 UCITS ETF	IE00B3XXRP09	239,968,937	11,177	5,523,823	3.17%	4.20%	1.26%	21,470	2.05
6	IEAC	ISHRS CORE EUR CORP BOND ETF EUR (DIST)	IE00B3F81R35	120,605,076	1,507	1,015,365	1.59%	0.57%	0.23%	80,030	6.32
7	IHYU	ISHRS \$ HIGH YIELD CRP BND ETF USD DIST	IE00B4PY7Y77	117,823,854	2,910	1,467,179	1.55%	1.09%	0.34%	40,489	11.81
8	VUSA	VANGUARD S&P 500 UCITS ETF	IE00B3XXRP09	94,162,226	2,066	2,181,128	1.24%	0.78%	0.50%	45,577	2.67
9	EMIM	ISHARES CORE EM IMI UCITS ETF USD (ACC)	IE00BKM4GZ66	92,502,574	1,997	4,273,904	1.22%	0.75%	0.98%	46,321	4.89
10	VMID	VANGUARD FTSE 250 UCITS ETF	IE00BKX55Q28	86,541,217	2,339	2,823,896	1.14%	0.88%	0.64%	36,999	8.93

## Top 10 most actively on-exchange traded ETFs on LSE

	TIDM	Instrument Name	ISIN	Value (£)	Trades	Volume	Value (%)	Trade (%)	Volume (%)	Average Trade Size	Average TWS (bps)
1	CSPX	ISHRS CORE S&P 500 UCITS ETF USD (ACC)	IE00B5BMR087	1,017,202,864	8,219	4,606,705	5.16%	2.31%	0.40%	123,762	2.20
2	IEAC	ISHRS CORE EUR CORP BOND ETF EUR (DIST)	IE00B3F81R35	686,115,813	1,711	5,774,108	3.48%	0.48%	0.50%	401,003	6.32
3	IHYG	ISHARES EUR H.YLD C.B UCITS ETF EUR DIST	IE00B66F4759	677,775,832	1,347	7,260,901	3.44%	0.38%	0.63%	503,174	10.53
4	EIMI	ISHARES CORE EM IMI UCITS ETF USD (ACC)	IE00BKM4GZ66	573,477,275	11,290	26,214,167	2.91%	3.17%	2.29%	50,795	5.71
5	IHYU	ISHRS \$ HIGH YIELD CRP BND ETF USD DIST	IE00B4PY7Y77	508,363,282	2,979	6,357,640	2.58%	0.84%	0.55%	170,649	11.81
6	ISF	ISHARES CORE FTSE100 UCITS ETF GBP(DIST)	IE0005042456	468,403,547	11,763	64,253,614	2.38%	3.31%	5.61%	39,820	2.64
7	IEMO	ISHS EDG MSCI EUR MOMN FAC UCITS ETF ACC	IE00BQN1K786	406,023,786	114	70,307,454	2.06%	0.03%	6.13%	3,561,612	13.31
8	IEMB	ISHRS J.P. MORGAN \$ EMBOND ETF USD DIST	IE00B2NPKV68	360,089,020	4,938	4,114,938	1.83%	1.39%	0.36%	72,922	9.62
9	IWDA	ISHRS CORE MSCI WORLD ETF USD (ACC)	IE00B4L5Y983	358,576,523	4,986	7,973,692	1.82%	1.40%	0.70%	71,917	4.04
10	VUSD	VANGUARD S&P 500 UCITS ETF	IE00B3XXRP09	327,532,964	11,376	7,558,893	1.66%	3.20%	0.66%	28,792	2.05

Note: Time weighted average spread uses best bid and best offer prices from the order book  
 \*"on-exchange": Includes non-order book trades reported to the London Stock Exchange



# Top 10 Traded ETPs

## Top 10 most actively on-book traded ETCs/ETNs on LSE

	TIDM	Instrument Name	ISIN	Value (£)	Trades	Volume	Value (%)	Trade (%)	Volume (%)	Average Trade Size	Average TWS (bps)
1	PHAU	ETFS PHYSICAL GOLD	JE00B1VS3770	168,333,202	2,804	1,626,615	14.51%	5.80%	0.30%	60,033	2.54
2	SGLD	INVESCO PHYSICAL GOLD ETC	IE00B579F325	123,052,445	2,535	1,177,887	10.61%	5.24%	0.22%	48,541	2.81
3	IGLN	ISHARES PHYSICAL GOLD ETC	IE00B4ND3602	104,087,988	3,060	4,937,806	8.97%	6.33%	0.91%	34,016	3.68
4	SGLP	INVESCO PHYSICAL GOLD ETC	IE00B579F325	69,336,224	993	660,991	5.98%	2.05%	0.12%	69,825	3.32
5	CRUD	ETFS WTI CRUDE OIL	GB00B15KXV33	64,225,487	4,776	10,319,130	5.54%	9.88%	1.90%	13,448	8.39
6	GBS	GOLD BULLION SECURITIES	GB00B00FHZ82	60,695,570	847	597,319	5.23%	1.75%	0.11%	71,659	4.08
7	PHGP	ETFS PHYSICAL GOLD £	JE00B1VS3770	59,305,816	1,112	578,986	5.11%	2.30%	0.11%	53,333	3.58
8	SGLN	ISHARES PHYSICAL GOLD ETC	IE00B4ND3602	42,722,857	860	2,019,419	3.68%	1.78%	0.37%	49,678	5.72
9	XGLD	XTRACKERS PHYSICAL GOLD ETC	GB00B5840F36	34,139,853	1,153	325,262	2.94%	2.39%	0.06%	29,610	3.33
10	PHAG	ETFS PHYSICAL SILVER	JE00B1VS3333	23,715,380	516	2,138,068	2.04%	1.07%	0.39%	45,960	9.52

## Top 10 most actively on-exchange traded ETCs/ETNs on LSE

	TIDM	Instrument Name	ISIN	Value (£)	Trades	Volume	Value (%)	Trade (%)	Volume (%)	Average Trade Size	Average TWS (bps)
1	SGLD	INVESCO PHYSICAL GOLD ETC	IE00B579F325	223,659,311	2,717	2,139,722	12.14%	3.83%	0.12%	82,318	2.81
2	IGLN	ISHARES PHYSICAL GOLD ETC	IE00B4ND3602	223,303,272	3,197	10,557,299	12.13%	4.51%	0.59%	69,848	3.68
3	PHAU	ETFS PHYSICAL GOLD	JE00B1VS3770	219,080,880	4,715	2,118,690	11.90%	6.65%	0.12%	46,465	2.54
4	3OIL	BOOST WTI OIL 3X LEVERAGE DAILY ETP	IE00B7ZQC614	88,493,064	9,179	207,929,031	4.81%	12.95%	11.64%	9,641	23.33
5	PHGP	ETFS PHYSICAL GOLD £	JE00B1VS3770	80,014,261	2,298	780,189	4.34%	3.24%	0.04%	34,819	3.58
6	SGLN	ISHARES PHYSICAL GOLD ETC	IE00B4ND3602	76,785,125	2,429	3,622,419	4.17%	3.43%	0.20%	31,612	5.72
7	SGLP	INVESCO PHYSICAL GOLD ETC	IE00B579F325	76,680,975	1,288	731,506	4.16%	1.82%	0.04%	59,535	3.32
8	CRUD	ETFS WTI CRUDE OIL	GB00B15KXV33	72,881,550	5,381	11,709,224	3.96%	7.59%	0.66%	13,544	8.39
9	GBS	GOLD BULLION SECURITIES	GB00B00FHZ82	71,089,389	973	699,798	3.86%	1.37%	0.04%	73,062	4.08
10	PHAG	ETFS PHYSICAL SILVER	JE00B1VS3333	36,021,710	535	3,233,972	1.96%	0.75%	0.18%	67,330	9.52

Note: Time weighted average spread uses best bid and best offer prices from the order book  
\*\*“on-exchange”\*\*: Includes non-order book trades reported to the London Stock Exchange



## Contact Details

---

### Exchange Traded Products

London Stock Exchange  
10 Paternoster Square  
London EC4M 7LS  
Tel: +44 (0)20 7797 3054

[etfs@lseg.com](mailto:etfs@lseg.com)