



# ETF & ETP November Update



# Highlights

London Stock Exchange remains Europe's top exchange for ETFs and other ETPs, and continues to grow across different products including fixed income ETFs, emerging market ETFs and Exchange Traded Commodities etc.

## Listings

- **14** new ETFs were listed in November 2017
- There are now **960** ETFs (available as **1,460** lines through multi-currency offerings) and **386** ETCs/ETNs (available as **453** lines) on our London market

## Trading activity

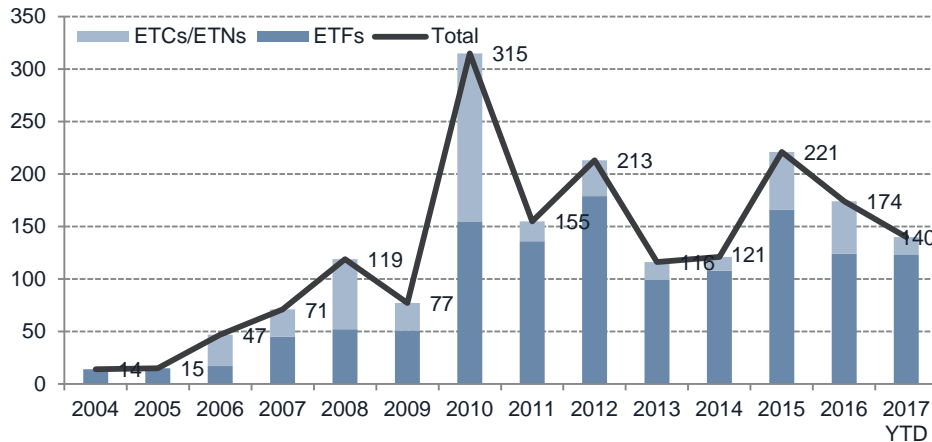
- Total on-exchange value traded for ETFs in November 2017 was **£28.5 billion (296k trades)**, down by **10%** compared to November 2016
- Total on-exchange value traded for other ETPs (ETCs and ETNs) in November 2017 was **£1.6 billion (40k trades)**, down by **68%** compared to November 2016

## Market coverage

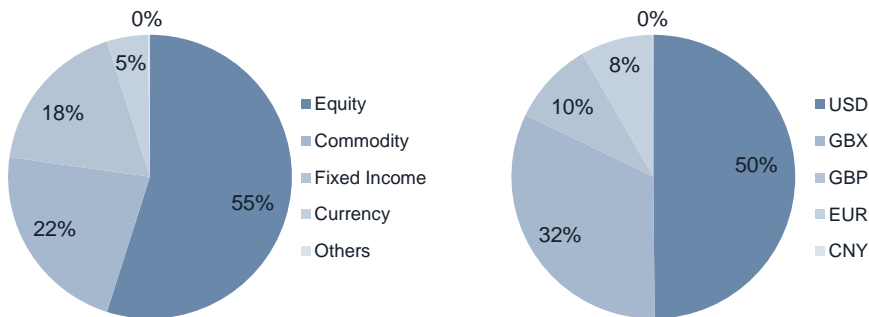
- **20** registered market makers provide continuous pricing and a high quality pool of liquidity on our order-book
- In addition, more than **200** member firms from over **20** countries are connected to the London Stock Exchange's order book and have access to trade ETFs

# Product Growth

**ETP new listings on LSE since 2004**



**No. of products by asset class and trading currency**



**Points to highlight:**

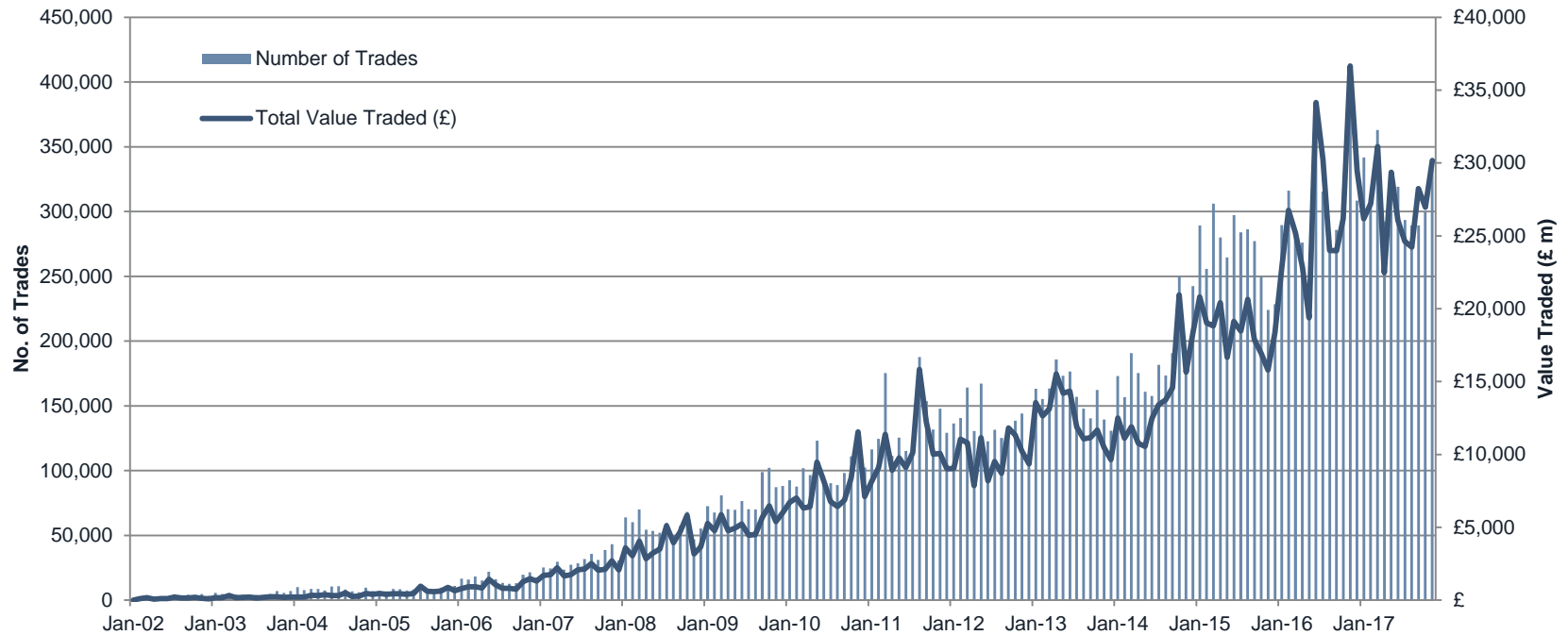
- There are **26** ETP issuers on London Stock Exchange and a total of **1,346** ETPs.
- We have welcomed **GF International, Fidelity, Franklin Templeton** and **J.P. Morgan AM** as new ETF issuers in 2017.
- **123** new ETFs and **17** new ETCs/ETNs were listed on LSE in 2017.
- Of the **140** new listings, there were **80** equity products, **50** fixed income products, **9** commodity products and **1** multi-asset product.
- Products listed on LSE showed a good diversity in terms of asset classes and trading currencies, offering investors with greater flexibility.

## New ETF/ETP listed – November 2017

<u>ISIN Code</u>	<u>TIDM</u>	<u>First Trading Date</u>	<u>Currency</u>	<u>Issuer Name</u>	<u>Instrument Name</u>
IE00BYSX4846	FEMI	20171101	USD	FIDELITY UCITS ICAV	EM QUALITY INCOME UCITS USD ACC
IE00BYSX4283	FEQD	20171101	GBP	FIDELITY UCITS ICAV	EUROPE QUALITY INCOME UCITS GBP ACC
LU1645380368	UBIF	20171113	GBX	UBS ETF	UBSETF BG BAR EUR INFL LNK 1-10 EUR ADIS
LU1645385839	SEMC	20171113	GBX	UBS ETF	UBSETF JPM USD EM DIV BOND 1-5 USD ADIS
IE00BF4G7308	JLES	20171114	GBX	JPMORGAN ETFS (IRELAND) ICAV	JPM EQUITY LONG-SHORT UCITS ETF
IE00BF4G7290	JPFM	20171114	GBX	JPMORGAN ETFS (IRELAND) ICAV	JPM MANAGED FUTURES UCITS ETF
IE00BF51K025	PUIG	20171117	USD	SOURCE MARKETS II PLC	POWERSHARES USD CORPORATE BOND UCITS ETF
IE00BF51K132	PEMD	20171117	USD	SOURCE MARKETS II PLC	POWERSHARES EMERG. MKTS USD BD UCITS ETF
IE00BF3NC260	HYGU	20171120	USD	ISHARES PLC	ISH EUR HY CRP BOND UCITS ETF USD-H ACC
IE00BYV03C98	FUSP	20171122	GBP	FIDELITY UCITS ICAV	US QUALITY INCOME UCITS GBPACC HED
IE00BZ043R46	AGGU	20171123	USD	ISHARES III PLC	ISH GLOBAL AGG BOND ETF USD HEDGED ACC
IE00B3F81409	SAGG	20171123	GBP	ISHARES III PLC	ISH GLOBAL AGG BOND ETF USD DIST (GBP)
IE00BF540Y54	AGBP	20171123	GBP	ISHARES III PLC	ISH GLOBAL AGG BOND ETF GBP HEDGED DIST
IE00BDBRDM35	AGGH	20171123	EUR	ISHARES III PLC	ISH GLOBAL AGG BOND ETF EUR HEDGED ACC

# London ETF/ETP Market Growth

- Total on-exchange value traded in November 2017 was **£30.2 billion** through 337k trades, **down by 18%** compared to November 2016
- Total on-exchange value traded YTD is **£298.2 billion** through 3.5 million trades, **up by 2%** compared to same period in 2016
- Average order book trade size for ETPs was **£35k** in November 2017



# Top 10 Traded ETFs

## Top 10 most Actively On-book traded ETFs on LSE

	Instrument Name	TIDM	ISIN	Value (£m)	Trades	Volume (m)	Value (%)	Trade (%)	Volume (%)	Avg Trade Size	Average TWS
1	ISHARES CORE FTSE100 UCITS ETF GBP(DIST)	ISF	IE0005042456	£353.00	8,500	47.81	4.97%	4.09%	14.48%	41,529	2.68
2	ISHRS CORE S&P 500 UCITS ETF USD (ACC)	CSPX	IE00B5BMR087	£335.87	6,080	1.78	4.73%	2.92%	0.54%	55,242	2.7
3	VANGUARD S&P 500 UCITS ETF	VUSD	IE00B3XXRP09	£281.39	3,570	7.54	3.96%	1.72%	2.29%	78,821	3.19
4	ISHRS CORE MSCI JAPAN IMI ETF USD (ACC)	IJPA	IE00B4L5YX21	£162.17	1,371	5.03	2.28%	0.66%	1.52%	118,289	8.82
5	ISHRS J.P. MORGAN \$ EM BOND ETF USD DIST	IEMB	IE00B2NPKV68	£137.36	4,807	1.59	1.93%	2.31%	0.48%	28,576	10.84
6	ISHARES CORE EM IMI UCITS ETF USD (ACC)	EIMI	IE00BKM4GZ66	£131.45	2,429	5.90	1.85%	1.17%	1.79%	54,118	9.78
7	ISHRS \$ HIGH YIELD CRP BND ETF USD DIST	IHYU	IE00B4PY7Y77	£117.05	4,552	1.48	1.65%	2.19%	0.45%	25,714	10.4
8	VANGUARD FTSE 100 UCITS ETF	VUKE	IE00B810Q511	£114.94	1,750	3.46	1.62%	0.84%	1.05%	65,679	4.34
9	ISHRS CORE MSCI WORLD ETF USD (ACC)	IWDA	IE00B4L5Y983	£113.34	4,048	2.85	1.59%	1.95%	0.86%	27,999	4.81
10	SOURCE S&P 500 UCITS ETF	SPXS	IE00B3YCGJ38	£97.31	1,802	0.28	1.37%	0.87%	0.09%	53,999	3.44
			Sum:	£1,843.88							

## Top 10 most Actively On-exchange traded ETFs on LSE

	Instrument Name	TIDM	ISIN	Value (£m)	Trades	Volume (m)	Value (%)	Trade (%)	Volume (%)	Avg Trade Size	Average TWS
1	ISHRS CORE EUR CORP BOND ETF EUR (DIST)	IEAC	IE00B3F81R35	£1,098.98	4,499	9.43	3.75%	1.51%	0.73%	244,273	7.58
2	VANGUARD S&P 500 UCITS ETF	VUSD	IE00B3XXRP09	£900.61	4,058	24.19	3.07%	1.36%	1.87%	221,935	3.19
3	ISHRS CORE S&P 500 UCITS ETF USD (ACC)	CSPX	IE00B5BMR087	£822.50	6,693	4.37	2.81%	2.24%	0.34%	122,889	2.70
4	ISHARES EUR H.YLD C.B UCITS ETF EUR DIST	IHYG	IE00B66F4759	£727.73	3,148	7.61	2.48%	1.05%	0.59%	231,172	8.88
5	ISHARES CORE FTSE100 UCITS ETF GBP(DIST)	ISF	IE0005042456	£678.21	11,915	91.79	2.32%	3.99%	7.09%	56,921	2.68
6	ISHRS CORE MSCI WORLD ETF USD (ACC)	IWDA	IE00B4L5Y983	£663.31	4,209	16.62	2.26%	1.41%	1.28%	157,594	4.81
7	ISHARES CORE EM IMI UCITS ETF USD (ACC)	EIMI	IE00BKM4GZ66	£624.84	3,125	28.03	2.13%	1.05%	2.17%	199,949	9.78
8	SOURCE BLOOMBERG COMMODITY UCITS ETF	CMOD	IE00B6DFTQ80	£516.95	79	39.06	1.77%	0.03%	3.02%	6,543,689	30.44
9	VANGUARD FTSE JAPAN UCITS ETF	VDJP	IE00B95PGT31	£510.15	445	21.66	1.74%	0.15%	1.67%	1,146,399	11.02
10	ISHARES MSCI TAIWAN UCITS ETF USD (DIST)	ITWN	IE00B0M63623	£420.94	1,730	12.09	1.44%	0.58%	0.93%	243,319	14.60
			Sum:	£6,964.23							

# Top 10 Traded ETPs

## Top 10 most Actively On-book traded Other ETPs on LSE

	Instrument Name	TIDM	ISIN	Value (£m)	Trades	Volume (m)	Value (%)	Trade (%)	Volume (%)	Avg Trade Size	Average TWS
1	ETFS WTI CRUDE OIL	CRUD	GB00B15KXV33	£133.81	2,978	21.71	14.62%	12.27%	14.11%	44,931	6.43
2	ISHARES PHYSICAL GOLD ETC	IGLN	IE00B4ND3602	£108.13	1,227	5.67	11.81%	5.05%	3.69%	88,123	3.19
3	SOURCE PHYSICAL GOLD P-ETC CERTS	SGLD	IE00B579F325	£79.04	2,100	0.84	8.64%	8.65%	0.54%	37,639	2.89
4	GOLD BULLION SECURITIES	GBS	GB00B00FHZ82	£75.60	1,097	0.82	8.26%	4.52%	0.54%	68,919	3.95
5	ETFS PHYSICAL GOLD	PHAU	JE00B1VS3770	£69.93	1,221	0.75	7.64%	5.03%	0.49%	57,277	3.28
6	ISHARES PHYSICAL GOLD ETC	SGLN	IE00B4ND3602	£25.25	492	1.33	2.76%	2.03%	0.86%	51,331	5.08
7	ETFS PHYSICAL GOLD £	PHGP	JE00B1VS3770	£22.35	329	0.24	2.44%	1.36%	0.16%	67,935	5.31
8	SOURCE PHYSICAL SILVER P-ETC	SSLV	IE00B43VDT70	£20.54	300	1.64	2.24%	1.24%	1.06%	68,474	21.07
9	BOOST WTI OIL 3X LEVERAGE DAILY ETP	3OIL	IE00B7ZQC614	£16.65	1,594	24.12	1.82%	6.57%	15.67%	10,448	22.52
10	DB PHYSICAL GOLD ETC	XGLD	GB00B5840F36	£16.21	346	0.17	1.77%	1.43%	0.11%	46,836	18.91
			Sum:	£567.52							

## Top 10 most Actively On-exchange traded Other ETPs on LSE

	Instrument Name	TIDM	ISIN	Value (£m)	Trades	Volume (m)	Value (%)	Trade (%)	Volume (%)	Avg Trade Size	Average TWS
1	SOURCE PHYSICAL GOLD P-ETC CERTS	SGLD	IE00B579F325	£196.61	2,423	2.08	11.72%	5.98%	0.62%	81,142	2.89
2	ETFS WTI CRUDE OIL	CRUD	GB00B15KXV33	£177.76	3,291	28.79	10.59%	8.13%	8.65%	54,013	6.43
3	ISHARES PHYSICAL GOLD ETC	IGLN	IE00B4ND3602	£164.89	1,451	8.64	9.83%	3.58%	2.60%	113,637	3.19
4	GOLD BULLION SECURITIES	GBS	GB00B00FHZ82	£91.43	1,313	1.00	5.45%	3.24%	0.30%	69,638	3.95
5	ETFS PHYSICAL GOLD	PHAU	JE00B1VS3770	£89.61	1,640	0.96	5.34%	4.05%	0.29%	54,641	3.28
6	ETFS PHYSICAL GOLD £	PHGP	JE00B1VS3770	£71.98	2,257	0.77	4.29%	5.57%	0.23%	31,892	5.31
7	ETFS COPPER	COPA	GB00B15KXQ89	£57.56	912	2.57	3.43%	2.25%	0.77%	63,113	25.50
8	ISHARES PHYSICAL GOLD ETC	SGLN	IE00B4ND3602	£49.98	2,246	2.62	2.98%	5.55%	0.79%	22,252	5.08
9	ETFS PHYSICAL SILVER	PHAG	JE00B1VS3333	£38.79	235	3.25	2.31%	0.58%	0.98%	165,082	9.06
10	ETFS INDUSTRIAL METALS	AIGI	GB00B15KYG56	£33.78	156	3.57	2.01%	0.39%	1.07%	216,525	15.87
			Sum:	£972.39							



## Contact Details

---

### Exchange Traded Products

London Stock Exchange  
10 Paternoster Square  
London EC4M 7LS  
Tel: +44 (0)20 7797 3921

[etfs@lseg.com](mailto:etfs@lseg.com)