



# ETP March Update

# Highlights

London Stock Exchange remains Europe's top exchange for ETPs, and continues to grow across different products including fixed income ETFs, emerging market ETFs and Exchange Traded Commodities etc.

## Listings

- **103** new ETPs were listed in March 2018
- There are now **1021** ETFs (available as **1,515** lines through multi-currency offerings) and **488** ETCs/ETNs (available as **580** lines) on our London market

## Trading activity

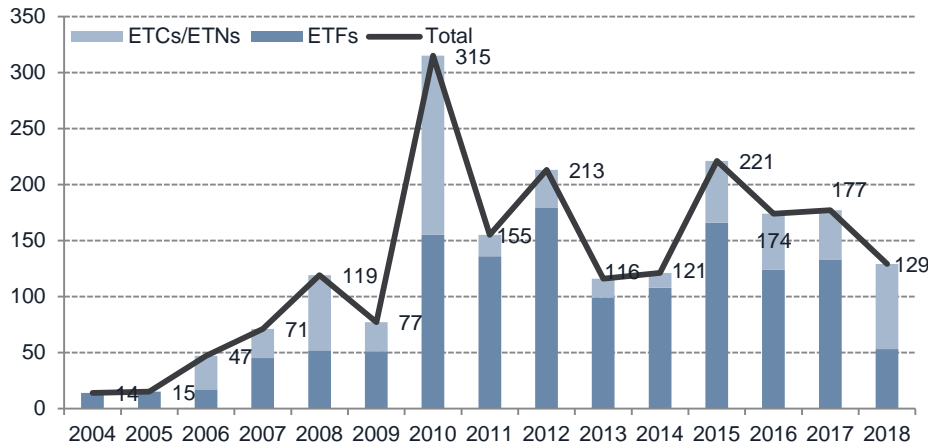
- Total on-exchange value traded for ETFs in March 2018 was **£18.8 billion (351k trades)**, down by **35%** compared to March 2017
- Total on-exchange value traded for ETCs/ETNs in March 2018 was **£1.1 billion (46k trades)**, down by **55%** compared to March 2017

## Market coverage

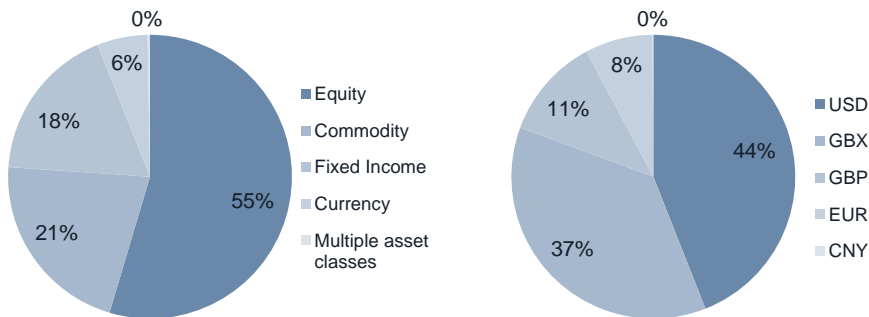
- **21** registered market makers provide continuous pricing and a high quality pool of liquidity on our order-book
- In addition, more than **200** member firms from over **20** countries are connected to the London Stock Exchange's order book and have access to trade ETFs

# Product Growth

ETP new listings on LSE since 2004



No. of products by asset class and trading currency



**Points to highlight:**

- There are **28** ETP issuers on London Stock Exchange and a total of **1,509** ETPs.
- We have welcomed **China Post Global** and **ITI Funds** as new ETP issuers in 2018.
- **129** new ETFs were listed on LSE in 2018.
- Of the **129** new listings, there were **52** equity products, **40** commodity products, **25** fixed income products and **12** currency products.
- Products listed on LSE showed a good diversity in terms of asset classes and trading currencies, offering investors with greater flexibility.



## New ETP listed – March 2018

<u>ISIN Code</u>	<u>TIDM</u>	<u>First Trading Date</u>	<u>Currency</u>	<u>Issuer Name</u>	<u>Instrument Name</u>
LU1645386647	UBXX	20180302	GBX	UBS ETF	UBS ETF JPM USD EM DIV 1-5GD
IE00BYT5CX00	UD08	20180306	GBX	UBS ETFS PLC	UBS ETF CMCI EX AGRICULTURE HDG GBP A-A
IE00BF0V4615	UD06	20180306	GBX	UBS ETFS PLC	UBS ETF BB COMMODITY CMCI HDG TO GBP A-A
IE00BDZVH859	ITPG	20180308	GBP	ISHARES II PLC	ISH \$ TIPS ETF GBP HDG ACC
IE00BDZVH966	ITPE	20180308	EUR	ISHARES II PLC	ISH \$ TIPS ETF EUR HDG ACC
IE00BDZVHB89	TI5G	20180308	GBP	ISHARES II PLC	ISH \$ TIPS 0-5 ETF GBP HDG DIST
IE00BDZVHC96	DPYG	20180308	GBP	ISHARES II PLC	ISH DEV MKTS PPTY YIELD ETF GBP HDG ACC
IE00BDZVHD04	DPYE	20180308	EUR	ISHARES II PLC	ISH DEV MKTS PPTY YIELD ETF EUR HDG ACC
IE00BF3N7102	IHYE	20180308	EUR	ISHARES II PLC	ISH \$ HY CORP BOND UCITS ETF EUR HDG D
IE00BDZVHG35	BTEE	20180308	USD	ISHARES IV PLC	ISH NASDAQ US BTEC UCITS ETF USD DIST
IE00BD45KH83	EIMU	20180312	USD	ISHARES PLC	ISH CORE MSCI EM IMI ETF USD DIST
IE00BF8J5974	XYLD	20180314	USD	XTRACKERS (IE) PUBLIC LIMITED COMPANY	X IBOXX USD CORPORATE BOND YIELD PLUS
GB00BF6XFL35	SG20	20180316	GBP	SG ISSUER	SG NATURAL GAS X5 LONG
GB00BF6XFM42	SG21	20180316	GBP	SG ISSUER	SG NATURAL GAS X5 DAILY SHORT
GB00BF6XFN58	SG22	20180316	USD	SG ISSUER	SG NATURAL GAS X2 DAILY LONG
GB00BF6XFP72	SG23	20180316	USD	SG ISSUER	SG NATURAL GAS X2 DAILY SHORT
GB00BF6XFQ89	SG24	20180316	USD	SG ISSUER	SG NATURAL GAS X3 DAILY LONG
GB00BF6XFR96	SG25	20180316	USD	SG ISSUER	SG NATURAL GAS X3 DAILY SHORT
GB00BF6XFS04	SG26	20180316	USD	SG ISSUER	SG NATURAL GAS X5 DAILY LONG
GB00BF6XFT11	SG27	20180316	USD	SG ISSUER	SG NATURAL GAS X5 DAILY SHORT
GB00BF6XFV33	SG28	20180316	GBP	SG ISSUER	SG WTI X5 DAILY LONG
GB00BF9B3323	SG36	20180316	USD	SG ISSUER	SG COPPER X2 DAILY LONG
GB00BF9B3430	SG37	20180316	USD	SG ISSUER	SG COPPER X2 DAILY SHORT
GB00BF9B3547	SG38	20180316	USD	SG ISSUER	SG COPPER X3 DAILY LONG
GB00BF9B3653	SG39	20180316	USD	SG ISSUER	SG COPPER X3 DAILY SHORT
GB00BF9B3760	SG40	20180316	USD	SG ISSUER	SG COPPER X5 DAILY LONG



## New ETP listed – March 2018

<u>ISIN Code</u>	<u>TIDM</u>	<u>First Trading Date</u>	<u>Currency</u>	<u>Issuer Name</u>	<u>Instrument Name</u>
GB00BF9B3877	SG41	20180316	USD	SG ISSUER	SG COPPER X5 DAILY SHORT
GB00BF9B3984	SG42	20180316	GBP	SG ISSUER	SG GOLD X5 DAILY LONG
GB00BF9B3B01	SG43	20180316	GBP	SG ISSUER	SG GOLD X5 DAILY SHORT
GB00BF9B3C18	SG44	20180316	USD	SG ISSUER	SG GOLD X2 DAILY LONG
GB00BF6XFW40	SG29	20180316	GBP	SG ISSUER	SG WTI X5 DAILY SHORT
GB00BF9B3D25	SG45	20180316	USD	SG ISSUER	SG GOLD X2 DAILY SHORT
GB00BF9B2X55	SG30	20180316	USD	SG ISSUER	SG WTI X2 DAILY LONG
GB00BF9B2Y62	SG31	20180316	USD	SG ISSUER	SG WTI X2 DAILY SHORT
GB00BF9B2Z79	SG32	20180316	USD	SG ISSUER	SG WTI X3 DAILY LONG
GB00BF9B3091	SG33	20180316	USD	SG ISSUER	SG WTI X3 DAILY SHORT
GB00BF9B3109	SG34	20180316	USD	SG ISSUER	SG WTI X5 DAILY LONG
GB00BF9B3216	SG35	20180316	USD	SG ISSUER	SG WTI X5 DAILY SHORT
GB00BF9B3F49	SG46	20180316	USD	SG ISSUER	SG GOLD X3 DAILY LONG
GB00BF9B3G55	SG47	20180316	USD	SG ISSUER	SG GOLD X3 DAILY SHORT
GB00BF9B3H62	SG48	20180316	USD	SG ISSUER	SG GOLD X5 DAILY LONG
GB00BF9B3K91	SG50	20180316	GBP	SG ISSUER	SG SILVER X5 DAILY LONG
GB00BF9B3L09	SG51	20180316	GBP	SG ISSUER	SG SILVER X5 DAILY SHORT
GB00BF9B3M16	SG52	20180316	USD	SG ISSUER	SG SILVER X2 DAILY LONG
GB00BF9B3N23	SG53	20180316	USD	SG ISSUER	SG SILVER X2 DAILY SHORT
GB00BF9B3P47	SG54	20180316	USD	SG ISSUER	SG SILVER X3 DAILY LONG
GB00BF9B3Q53	SG55	20180316	USD	SG ISSUER	SG SILVER X3 DAILY SHORT
GB00BF9B3R60	SG56	20180316	USD	SG ISSUER	SG SILVER X5 DAILY LONG
GB00BF9B3S77	SG57	20180316	USD	SG ISSUER	SG SILVER X5 DAILY SHORT
GB00BF9B5039	SG58	20180316	USD	SG ISSUER	SG EURUSD X3 DAILY LONG
GB00BF9B5146	SG59	20180316	USD	SG ISSUER	SG EURUSD X3 DAILY SHORT
GB00BF9B3T84	SG60	20180316	USD	SG ISSUER	SG EURUSD X5 DAILY LONG



## New ETP listed – March 2018

<u>ISIN Code</u>	<u>TIDM</u>	<u>First Trading Date</u>	<u>Currency</u>	<u>Issuer Name</u>	<u>Instrument Name</u>
GB00BF9B3V07	SG61	20180316	USD	SG ISSUER	SG EURUSD X5 DAILY SHORT
GB00BF9B5252	SG62	20180316	USD	SG ISSUER	SG GBPUSD X3 DAILY LONG
GB00BF9B5369	SG63	20180316	USD	SG ISSUER	SG GBPUSD X3 DAILY SHORT
GB00BF9B3W14	SG64	20180316	USD	SG ISSUER	SG GBPUSD X5 DAILY LONG
GB00BF9B3X21	SG65	20180316	USD	SG ISSUER	SG GBPUSD X5 DAILY SHORT
GB00BF9B5476	SG66	20180316	USD	SG ISSUER	SG JPYUSD X3 DAILY LONG
GB00BF9B5583	SG67	20180316	USD	SG ISSUER	SG JPYUSD X3 DAILY SHORT
GB00BF9B3Y38	SG68	20180316	USD	SG ISSUER	SG JPYUSD X5 DAILY LONG
GB00BF9B3Z45	SG69	20180316	USD	SG ISSUER	SG JPYUSD X5 DAILY SHORT
GB00BF9B4065	SG70	20180316	EUR	SG ISSUER	SG EURO STOXX X3 DAILY LONG
GB00BF9B4172	SG71	20180316	EUR	SG ISSUER	SG EURO STOXX X3 DAILY SHORT
GB00BF9B4289	SG72	20180316	EUR	SG ISSUER	SG EURO STOXX X5 DAILY LONG
GB00BF9B4396	SG73	20180316	EUR	SG ISSUER	SG EURO STOXX X5 DAILY SHORT
GB00BF9B4404	SG74	20180316	GBP	SG ISSUER	SG EURO STOXX X5 DAILY LONG
GB00BF9B3J86	SG49	20180316	USD	SG ISSUER	SG GOLD X5 DAILY SHORT
GB00BF9B4511	SG75	20180316	GBP	SG ISSUER	SG EURO STOXX X5 DAILY SHORT
GB00BF9B4628	SG76	20180316	GBP	SG ISSUER	SG DAX X5 DAILY LONG
GB00BF9B4735	SG77	20180316	GBP	SG ISSUER	SG DAX X5 DAILY SHORT
GB00BF9B4842	SG78	20180316	EUR	SG ISSUER	SG DAX X3 DAILY LONG
GB00BF9B4958	SG79	20180316	EUR	SG ISSUER	SG DAX X3 DAILY SHORT
GB00BF9B4B75	SG80	20180316	EUR	SG ISSUER	SG DAX X5 DAILY LONG
GB00BF9B4C82	SG81	20180316	EUR	SG ISSUER	SG DAX X5 DAILY SHORT
GB00BF9B4D99	SG82	20180316	GBP	SG ISSUER	SG FTSE X2 DAILY LONG
GB00BF9B4F14	SG83	20180316	GBP	SG ISSUER	SG FTSE X2 DAILY SHORT
GB00BF9B4G21	SG84	20180316	GBP	SG ISSUER	SG FTSE X3 DAILY LONG
GB00BF9B4H38	SG85	20180316	GBP	SG ISSUER	SG FTSE X3 DAILY SHORT

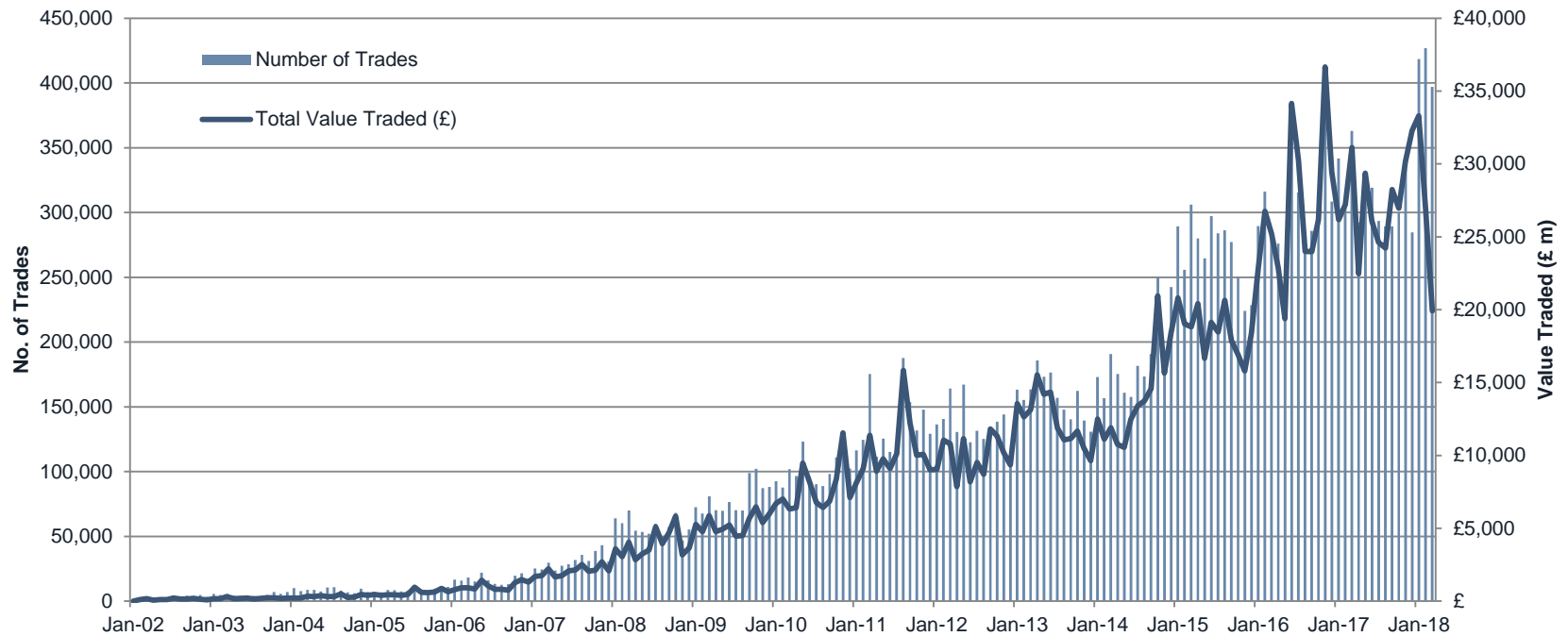


## New ETP listed – March 2018

<u>ISIN Code</u>	<u>TIDM</u>	<u>First Trading Date</u>	<u>Currency</u>	<u>Issuer Name</u>	<u>Instrument Name</u>
GB00BF9B4J51	SG86	20180316	GBP	SG ISSUER	SG FTSE X5 DAILY LONG
GB00BF9B4K66	SG87	20180316	GBP	SG ISSUER	SG FTSE X5 DAILY SHORT
GB00BF9B4L73	SG88	20180316	GBP	SG ISSUER	SG S&P X5 DAILY LONG
GB00BF9B4M80	SG89	20180316	GBP	SG ISSUER	SG S&P X5 DAILY SHORT
GB00BF9B4N97	SG90	20180316	USD	SG ISSUER	SG S&P X3 DAILY LONG
GB00BF9B4P12	SG91	20180316	USD	SG ISSUER	SG S&P X3 DAILY SHORT
GB00BF9B4Q29	SG92	20180316	USD	SG ISSUER	SG S&P X5 DAILY LONG
GB00BF9B4R36	SG93	20180316	USD	SG ISSUER	SG S&P X5 DAILY SHORT
LU1781541096	LCUK	20180322	GBP	MULTI UNITS LUXEMBOURG	LYXOR CORE MORNINGSTAR UK NT (DR) UCITS
LU1781540957	LCUS	20180322	GBP	MULTI UNITS LUXEMBOURG	LYXOR CORE MORNINGSTAR US (DR) UCITS ETF
LU1781541179	LCWL	20180322	GBP	MULTI UNITS LUXEMBOURG	LYXOR CORE MSCI WORLD (DR) UCITS ETF
LU1781541252	LCJP	20180322	GBP	MULTI UNITS LUXEMBOURG	LYXOR CORE MSCI JAPAN (DR) UCITS ETF
IE00BDFK3736	LQGH	20180323	GBP	ISHARES PLC	ISH \$ CORP BOND ETF GBP-H D
IE00BDFK3G24	CRHG	20180323	GBP	ISHARES PLC	ISH GLOBAL CORP BOND ETF GBP-H D
IE00BDFGJ627	FLOA	20180323	USD	ISHARES II PLC	ISH \$ FLOAT BOND UCITS ETF USD ACC
IE00BDFJYL11	IHHG	20180323	GBP	ISHARES II PLC	ISH \$ HY CORP BOND ETF GBP-H D
IE00BDFGJ734	EMHG	20180323	GBP	ISHARES II PLC	ISH JPM \$ EM BOND ETF GBP-H D
IE00BDFJYN35	IEAH	20180323	GBP	ISHARES III PLC	ISH € CORP BOND UCITS ETF GBP-H D
IE00BDFK3H31	IGLH	20180323	GBP	ISHARES III PLC	ISH GLOB GOVT BOND ETF GBP-H D
IE00BF540Z61	GFA	20180323	USD	VANECK VECTORS UCITS ETFS PLC	VE VECTORS GLOBAL FALLEN ANGEL HY BOND
IE00BF541080	HYEM	20180323	USD	VANECK VECTORS UCITS ETFS PLC	VE VECTORS EMERGING MARKETS HY BOND
LU1781541849	LCAL	20180329	GBP	MULTI UNITS LUXEMBOURG	LYXOR MSCI EM ASIA UCITS ETF
IE00BF4RFH31	WSML	20180329	USD	ISHARES III PLC	ISH MSCI WLD SMALL CAP UCITS ETF ACC USD
GB00BF9B5F88	SBD1	20180329	USD	SG ISSUER	SCIBETA MN EQ 3.5 USD
GB00BF9B5G95	SBE1	20180329	EUR	SG ISSUER	SCIBETA MN EQ 3.5 EUR

# London ETP Market Growth

- Total on-exchange value traded in March 2018 was **£19.9 billion** through 397k trades, **down by 36%** compared to March 2017
- Total on-exchange value traded YTD 2018 is **£80.7 billion** through 702k trades, **down by 5%** compared to same period in 2017
- Average order book trade size for ETPs was **£32k** in March 2018







# Top 10 Traded ETFs

## Top 10 most Actively On-book traded ETFs on LSE

	Instrument Name	TIDM	ISIN	Value (£m)	Trades	Volume (m)	Value (%)	Trade (%)	Volume (%)	Avg Trade Size	Average TWS
1	ISHARES CORE FTSE100 UCITS ETF GBP(DIST)	ISF	IE0005042456	£722.07	19,043	102.52	8.23%	7.24%	22.48%	37,918	1.01
2	VANGUARD S&P 500 UCITS ETF	VUSD	IE00B3XXRP09	£539.70	12,302	14.77	6.15%	4.67%	3.24%	43,871	1.83
3	ISHRS CORE S&P 500 UCITS ETF USD (ACC)	CSPX	IE00B5BMR087	£517.39	12,601	2.80	5.89%	4.79%	0.61%	41,059	1.02
4	ISHARES MSCI EM UCITS ETF USD (DIST)	IDEM	IE00B0M63177	£184.93	2,383	5.65	2.11%	0.91%	1.24%	77,606	1.87
5	X S&P500 SWAP \$	XSPU	LU0490618542	£177.45	3,257	5.11	2.02%	1.24%	1.12%	54,482	1.31
6	ISHRS J.P. MORGAN \$ EM BOND ETF USD DIST	IEMB	IE00B2NPKV68	£131.58	2,696	1.66	1.50%	1.02%	0.36%	48,807	2.76
7	ISHRS CORE MSCI WORLD ETF USD (ACC)	IWDA	IE00B4L5Y983	£128.37	3,697	3.32	1.46%	1.40%	0.73%	34,722	2.51
8	VANGUARD FTSE 100 UCITS ETF	VUKE	IE00B810Q511	£110.67	2,787	3.51	1.26%	1.06%	0.77%	39,711	3.25
9	ISHARES FTSE 250 UCITS ETF GBP (DIST)	MIDD	IE00B00FV128	£107.00	2,021	5.70	1.22%	0.77%	1.25%	52,945	3.22
10	ISHARES CORE EM IMI UCITS ETF USD (ACC)	EMIM	IE00BKM4GZ66	£102.58	2,373	4.60	1.17%	0.90%	1.01%	43,230	3.31
			<b>Sum:</b>	<b>£2,721.75</b>							

## Top 10 most Actively On-exchange traded ETFs on LSE

	Instrument Name	TIDM	ISIN	Value (£m)	Trades	Volume (m)	Value (%)	Trade (%)	Volume (%)	Avg Trade Size	Average TWS
1	ISHARES CORE FTSE100 UCITS ETF GBP(DIST)	ISF	IE0005042456	£1,123.20	24,828	159.63	5.27%	6.90%	16.51%	45,239	1.01
2	ISHRS CORE S&P 500 UCITS ETF USD (ACC)	CSPX	IE00B5BMR087	£997.83	13,011	5.38	4.68%	3.61%	0.56%	76,692	1.02
3	VANGUARD S&P 500 UCITS ETF	VUSD	IE00B3XXRP09	£728.99	12,547	19.90	3.42%	3.49%	2.06%	58,101	1.83
4	ISHARES \$ CORP.BOND UCITS ETF USD (DIST)	LQDE	IE0032895942	£707.35	2,820	8.96	3.32%	0.78%	0.93%	250,835	4.13
5	ISHRS J.P. MORGAN \$ EM BOND ETF USD DIST	IEMB	IE00B2NPKV68	£398.33	2,824	5.07	1.87%	0.78%	0.52%	141,050	2.76
6	ISHRS \$ TREAS BOND 7-10YR ETF USD (DIST)	IDTM	IE00B1FZS798	£394.73	939	2.91	1.85%	0.26%	0.30%	420,375	1.68
7	ISHRS \$ HIGH YIELD CRP BND ETF USD DIST	IHYU	IE00B4PY7Y77	£369.83	2,036	4.99	1.73%	0.57%	0.52%	181,645	3.35
8	ISHRS CORE EUR CORP BOND ETF EUR (DIST)	IEAC	IE00B3F81R35	£340.56	853	3.10	1.60%	0.24%	0.32%	399,249	1.91
9	ISHR EUR CRP BND EX-FIN 1-5 ETF EUR DIST	IEX5	IE00B4L5ZY03	£246.86	254	2.54	1.16%	0.07%	0.26%	971,881	2.84
10	VANGUARD FTSE 100 UCITS ETF	VUKE	IE00B810Q511	£232.50	6,017	7.38	1.09%	1.67%	0.76%	38,640	3.25
			<b>Sum:</b>	<b>£5,540.18</b>							



# Top 10 Traded ETCs/ETNs

## Top 10 most Actively On-book traded ETCs/ETNs on LSE

	Instrument Name	TIDM	ISIN	Value (£m)	Trades	Volume (m)	Value (%)	Trade (%)	Volume (%)	Avg Trade Size	Average TWS
1	ETFS WTI CRUDE OIL	CRUD	GB00B15KXV33	£75.17	2,435	11.55	9.89%	7.88%	5.87%	30,871	1.89
2	SOURCE PHYSICAL GOLD P-ETC CERTS	SGLD	IE00B579F325	£57.16	1,168	0.62	7.52%	3.78%	0.31%	48,935	0.91
3	ISHARES PHYSICAL GOLD ETC	IGLN	IE00B4ND3602	£49.45	1,292	2.64	6.51%	4.18%	1.34%	38,276	1.09
4	XTRACKERS PHYSICAL GOLD ETC	XGLD	GB00B5840F36	£42.88	835	0.46	5.64%	2.70%	0.24%	51,356	1.30
5	GOLD BULLION SECURITIES	GBS	GB00B00FHZ82	£36.16	966	0.40	4.76%	3.13%	0.20%	37,429	1.01
6	ETFS PHYSICAL GOLD	PHAU	JE00B1VS3770	£34.81	775	0.38	4.58%	2.51%	0.19%	44,921	1.01
7	ETFS 2X DAILY LONG WTI CRUDE OIL	LOIL	JE00BDD9Q840	£29.26	1,034	0.75	3.85%	3.35%	0.38%	28,299	4.59
8	ISHARES PHYSICAL GOLD ETC	SGLN	IE00B4ND3602	£27.33	673	1.46	3.60%	2.18%	0.74%	40,616	2.01
9	ETFS PHYSICAL GOLD £	PHGP	JE00B1VS3770	£21.00	366	0.23	2.76%	1.19%	0.12%	57,385	1.46
10	SOURCE PHYSICAL SILVER P-ETC	SSLV	IE00B43VDT70	£20.66	295	1.79	2.72%	0.96%	0.91%	70,037	3.88
			<b>Sum:</b>	<b>£393.89</b>							

## Top 10 most Actively On-exchange traded ETCs/ETNs on LSE

	Instrument Name	TIDM	ISIN	Value (£m)	Trades	Volume (m)	Value (%)	Trade (%)	Volume (%)	Avg Trade Size	Average TWS
1	ISHARES PHYSICAL GOLD ETC	IGLN	IE00B4ND3602	£121.50	1,526	6.52	9.88%	3.19%	2.29%	79,621	1.09
2	SOURCE PHYSICAL GOLD P-ETC CERTS	SGLD	IE00B579F325	£117.54	1,362	1.26	9.56%	2.85%	0.45%	86,301	0.91
3	ETFS WTI CRUDE OIL	CRUD	GB00B15KXV33	£81.17	2,650	12.46	6.60%	5.54%	4.39%	30,632	1.89
4	ETFS PHYSICAL GOLD	PHAU	JE00B1VS3770	£56.47	1,467	0.62	4.59%	3.07%	0.22%	38,495	1.01
5	GOLD BULLION SECURITIES	GBS	GB00B00FHZ82	£48.02	1,183	0.54	3.90%	2.47%	0.19%	40,590	1.01
6	XTRACKERS PHYSICAL GOLD ETC	XGLD	GB00B5840F36	£43.85	859	0.47	3.57%	1.80%	0.17%	51,046	1.30
7	ISHARES PHYSICAL GOLD ETC	SGLN	IE00B4ND3602	£43.42	1,354	2.32	3.53%	2.83%	0.82%	32,068	2.01
8	ETFS PHYSICAL GOLD £	PHGP	JE00B1VS3770	£38.29	1,313	0.42	3.11%	2.75%	0.15%	29,165	1.46
9	ETFS 2X DAILY LONG WTI CRUDE OIL	LOIL	JE00BDD9Q840	£31.50	1,363	0.81	2.56%	2.85%	0.29%	23,114	4.59
10	ETFS PRECIOUS METALS	AIGP	GB00B15KYF40	£30.26	68	2.48	2.46%	0.14%	0.87%	445,039	1.99
			<b>Sum:</b>	<b>£612.04</b>							



## Contact Details

---

### Exchange Traded Products

London Stock Exchange  
10 Paternoster Square  
London EC4M 7LS  
Tel: +44 (0)20 7797 3054

[etfs@lseg.com](mailto:etfs@lseg.com)