



In the year 2014,	11,445,487	contracts traded, for a total notional of	USD 18.74	billions*
In the year 2015TD,	1,612,460	contracts traded, for a total notional of	USD 4.42	billions*

Overview	Apr-15			2015TD vs 2014TD	
	Contracts	Notional (USD M)	Open Interest	Contracts	Notional
FTSE RIOB Index futures	-	\$ -	-	↓ -100%	↓ -100%
FTSE100 Index futures	-	\$ -	-		
FTSE SLQ Index futures	-	\$ -	-	↓ -100%	↓ -100%
OBX Index futures	85,290	\$ 639.5	52,123	↑ 30%	↑ 44%
Norwegian stock futures	18,000	\$ 21.649	317,018	↑ 23720%	↑ 9513%
IOB DR stock futures	5,164	\$ 3.85	34,572	↓ -76%	↓ -79%
IOB DR Dividend futures	-	\$ -	-		
<b>TOTAL FUTURES</b>	<b>108,454</b>	<b>\$ 665.0</b>	<b>403,713</b>	<b>↓ -5%</b>	<b>↑ 12%</b>
FTSE RIOB Index options	-	\$ -	-	↓ -100%	↓ -100%
FTSE100 Index options	-	\$ -	-	↓ -100%	↓ -100%
OBX Index options	17,365	\$ 126.3	47,795	↓ -22%	↓ -16%
Norwegian stock options	97,978	\$ 110.8	520,207	↑ 16%	↑ 32%
IOB DR stock options	93,693	\$ 97.6	736,342	↓ -90%	↓ -88%
<b>TOTAL OPTIONS</b>	<b>209,036</b>	<b>\$ 334.7</b>	<b>1,304,344</b>	<b>↓ -81%</b>	<b>↓ -65%</b>
<b>GRAND TOTAL DERIVS</b>	<b>317,489</b>	<b>\$ 999.7</b>	<b>1,708,057</b>	<b>↓ -74%</b>	<b>↓ -39%</b>

Note : all statistics are for both on/off-screen. The open interest for Norwegian products is for both Oslo & LSE

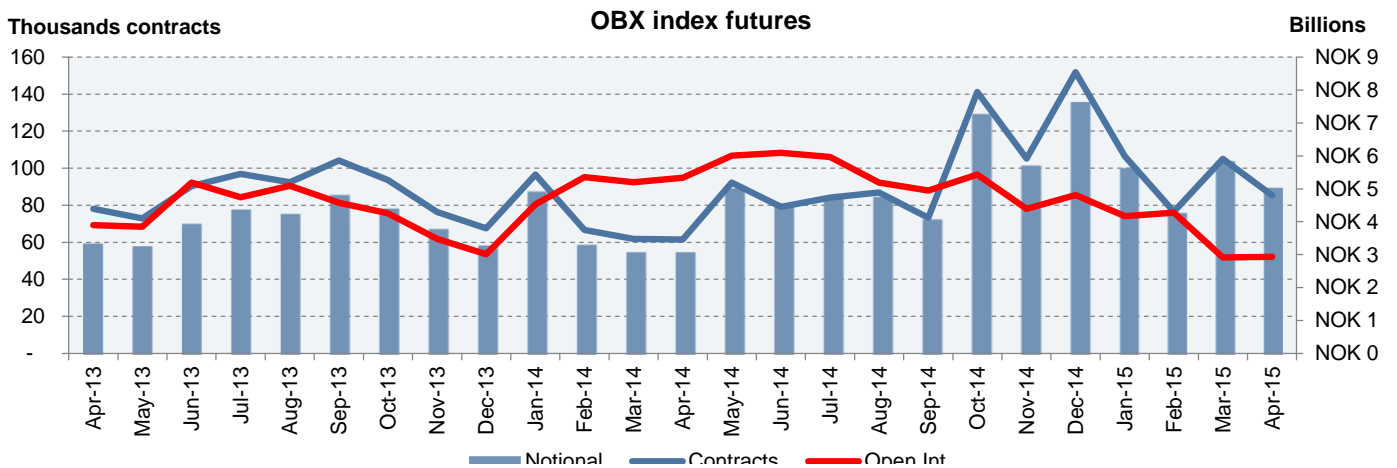
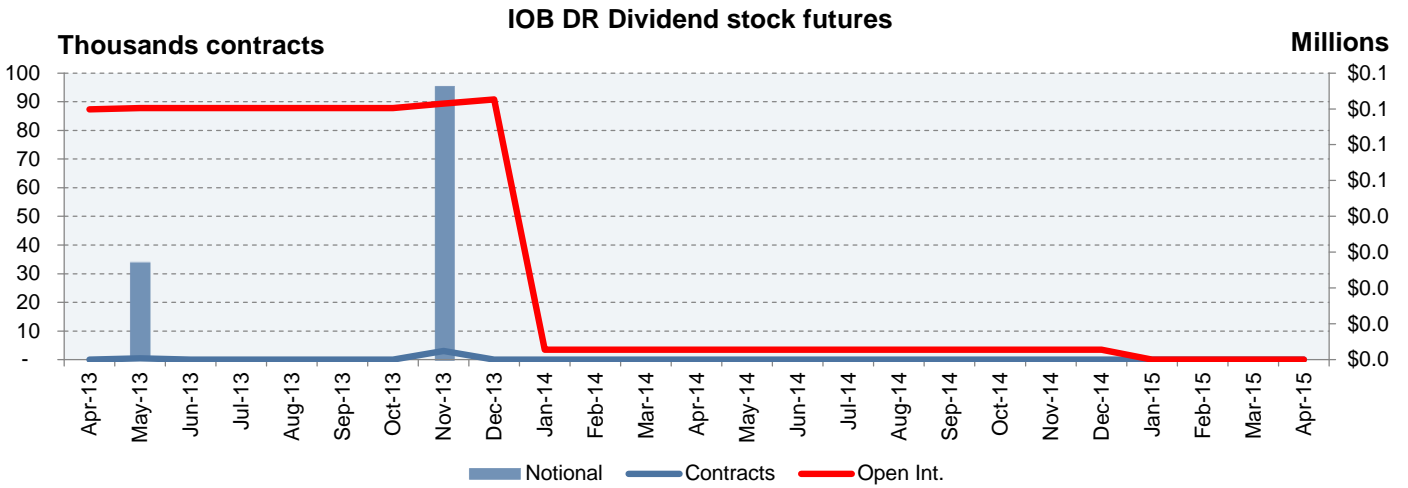
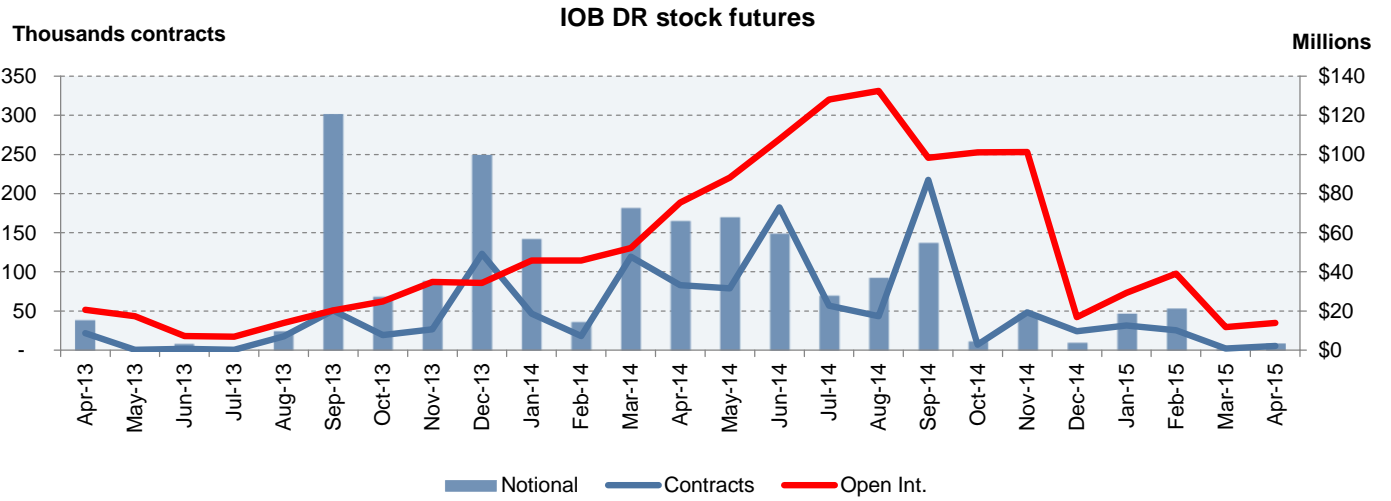
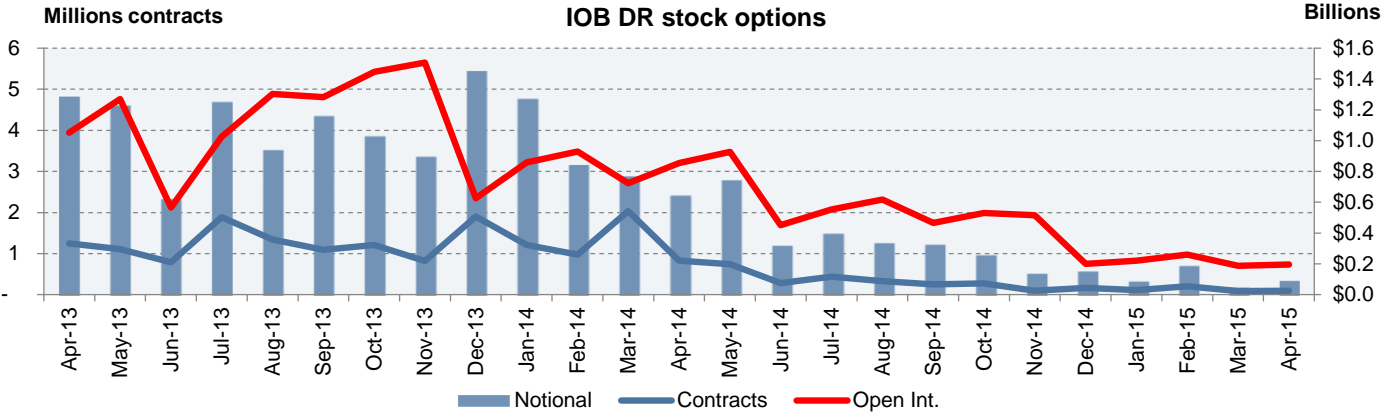
2015 TD	Contracts	Contracts /trade	Notional (USD M)	Noti./trade(USD M)	Trades
FTSE RIOB Index futures	-	-	\$ -	\$ -	-
FTSE100 Index futures	-	-	\$ -	\$ -	-
FTSE SLQ Index futures	-	-	\$ -	\$ -	-
OBX Index futures	373,376	10	\$ 2,639	\$ 0.07	37,260
Norwegian stock futures	97,303	10,811	\$ 117	\$ 12.98	9
IOB DR stock futures	63,858	3,275	\$ 45	\$ 2.33	20
IOB DR Dividend futures	-	-	\$ -	\$ -	-
<b>TOTAL FUTURES</b>	<b>534,537</b>	<b>14</b>	<b>\$ 2,801</b>	<b>\$ 0.08</b>	<b>37,289</b>
FTSE RIOB Index options	-	-	\$ -	\$ -	-
FTSE100 Index options	-	-	\$ -	\$ -	-
OBX Index options	75,740	106	\$ 516	\$ 0.7	714
Norwegian stock options	505,797	171	\$ 670	\$ 0.2	2,959
IOB DR stock options	496,386	907	\$ 437	\$ 1	547
<b>TOTAL OPTIONS</b>	<b>1,077,923</b>	<b>255</b>	<b>\$ 1,623</b>	<b>\$ 0</b>	<b>4,220</b>
<b>GRAND TOTAL DERIVS</b>	<b>1,612,460</b>	<b>39</b>	<b>\$ 4,424</b>	<b>\$ 0.11</b>	<b>41,509</b>

Note : all statistics are for both on/off-screen

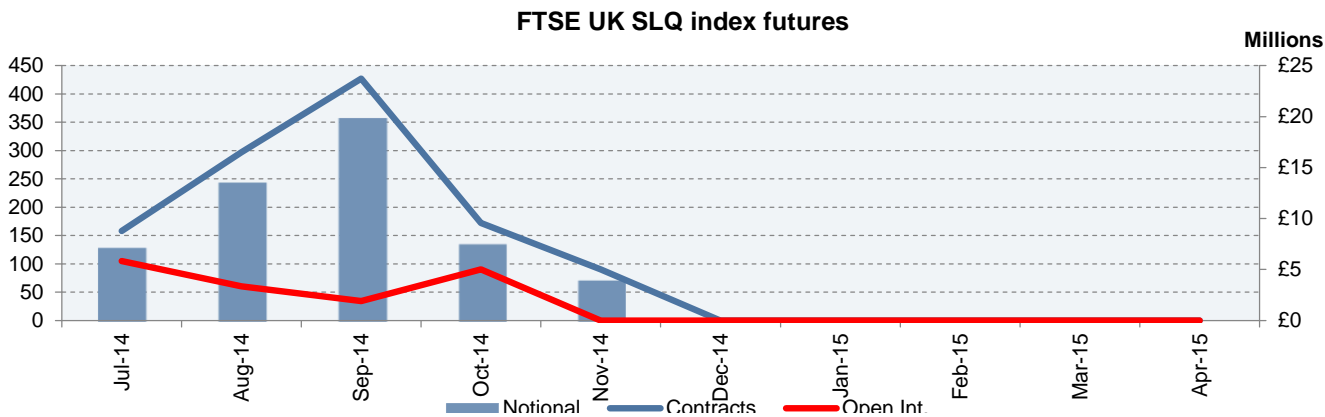
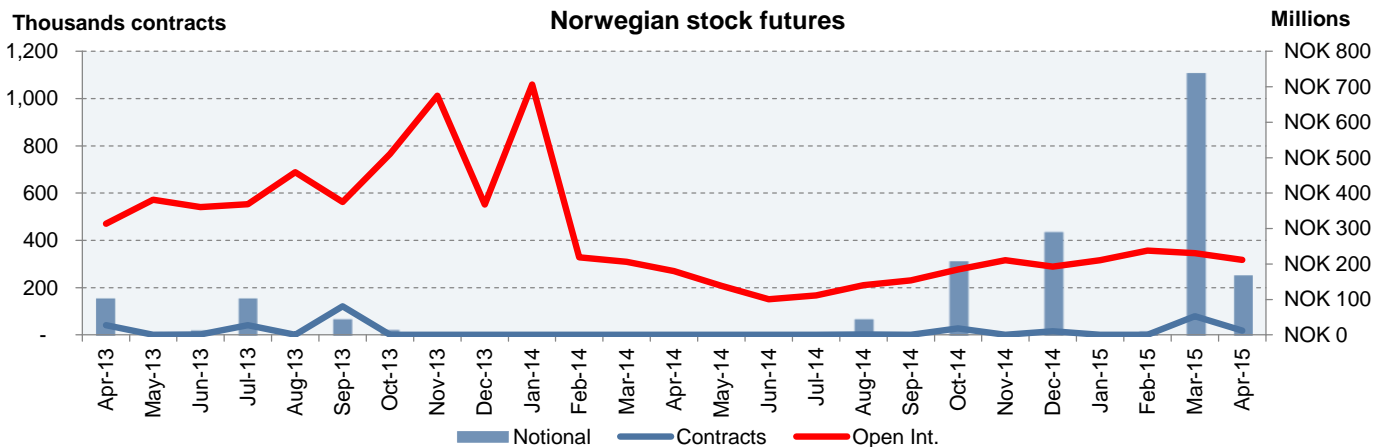
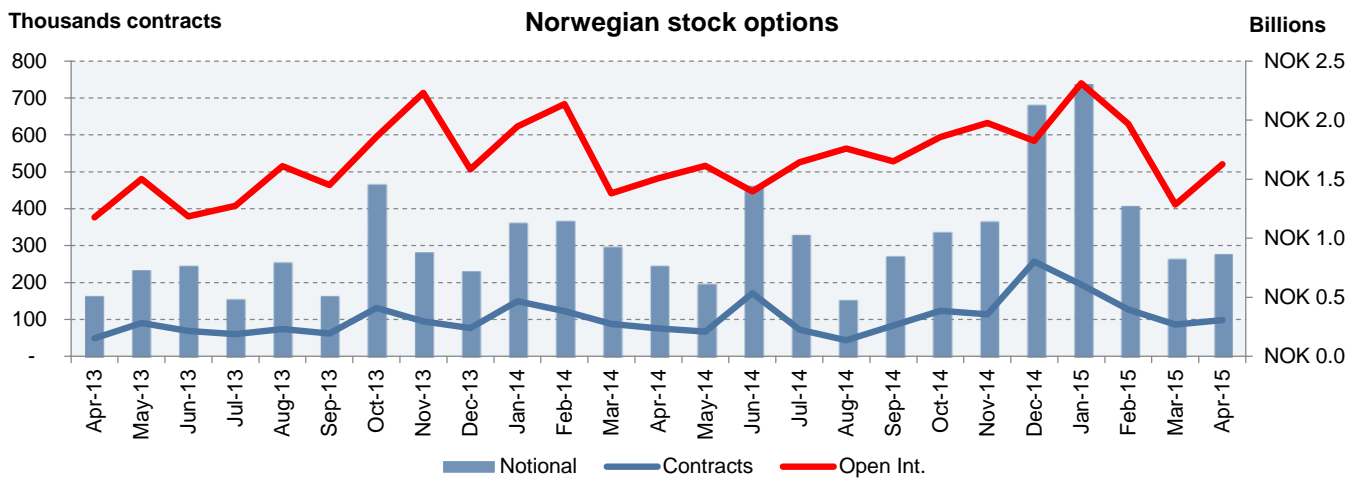
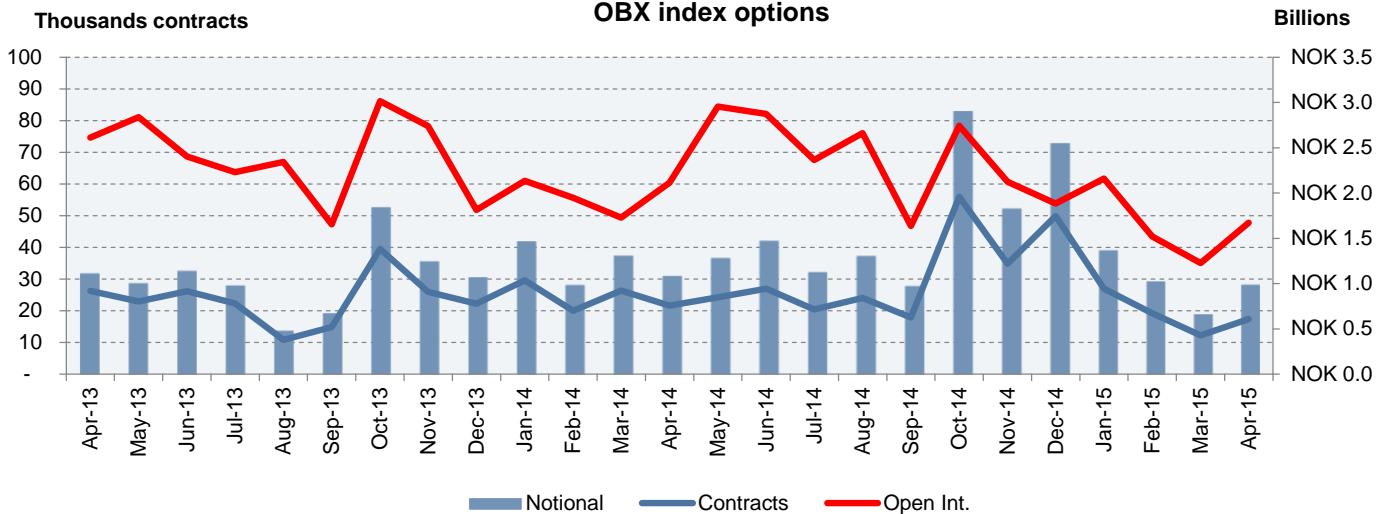
Single stock options	Contract terms			Notional (USD, M)		
	Apr-14	Apr-15	%Diff	Apr-14	Apr-15	%Diff
GAZPROM	425,445	49,347	↓ -88%	\$ 306	\$ 28	↓ -91%
ROSNEFT OJSC	500	250	↓ -50%	\$ 0	\$ 0	↓ -60%
JSC VTB BANK	213,350	7,501	↓ -96%	\$ 41	\$ 2	↓ -96%
SBERBANK	126,801	19,090	↓ -85%	\$ 105	\$ 10	↓ -90%
LUKOIL OAO	18,023	8,211	↓ -54%	\$ 92	\$ 42	↓ -55%
MMC NORILSK NICKEL	40,629	6,393	↓ -84%	\$ 73	\$ 11	↓ -84%
SURGUTNEFTEGAZ	2,160	2,198	↑ 2%	\$ 2	\$ 2	↑ 2%
<b>TOTAL</b>	<b>826,908</b>	<b>92,990</b>	<b>↓ -89%</b>	<b>\$ 620</b>	<b>\$ 95</b>	<b>↓ -85%</b>
<b>OTHER OPTIONS</b>	<b>4,310</b>	<b>703</b>	<b>↓ -84%</b>	<b>\$ 31</b>	<b>\$ 3</b>	<b>↓ -91%</b>

Note: the selected names are available on-screen. Statistics are for both on and off-screen trading. \* At current exchange rates

**APPENDIX 1- HISTORICAL DATA GRAPHS - HIGHLIGHTS**



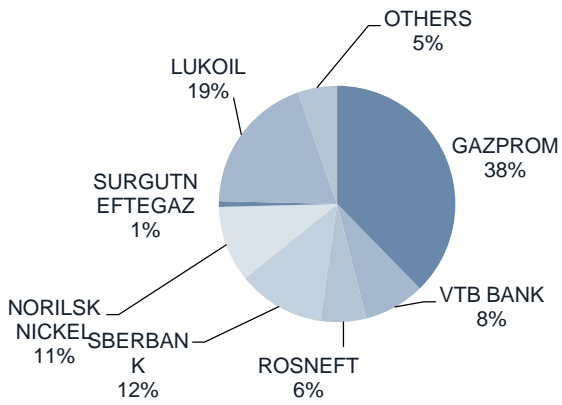
Notional Contracts Open Int.



Note : all statistics are for both on/off-screen. The open interest for Norwegian products is for both Oslo & LSE

**APPENDIX 2- IOB DR stock options traded (USD notional)**

2014



2015TD

