



In the year 2014,	11,445,487	contracts traded, for a total notional of	USD 18.51	billions*
In the year 2015TD,	1,294,971	contracts traded, for a total notional of	USD 3.36	billions*

Overview	Mar-15			2015TD vs 2014TD	
	Contracts	Notional (USD M)	Open Interest	Contracts	Notional
FTSE RIOB Index futures	-	\$ -	-	↓ -100%	↓ -100%
FTSE100 Index futures	-	\$ -	-		
FTSE SLQ Index futures	-	\$ -	-	↓ -100%	↓ -100%
OBX Index futures	105,064	\$ 726.7	51,817	↑ 28%	↑ 39%
Norwegian stock futures	79,000	\$ 91.757	345,573	↑ 19313%	↑ 7732%
IOB DR stock futures	2,133	\$ 0.92	29,408	↓ -68%	↓ -71%
IOB DR Dividend futures	-	\$ -	-		
<b>TOTAL FUTURES</b>	<b>186,197</b>	<b>\$ 819.3</b>	<b>426,798</b>	<b>↑ 3%</b>	<b>↑ 11%</b>
FTSE RIOB Index options	-	\$ -	-	↓ -100%	↓ -100%
FTSE100 Index options	-	\$ -	-	↓ -100%	↓ -100%
OBX Index options	12,194	\$ 83.3	35,023	↓ -23%	↓ -19%
Norwegian stock options	85,893	\$ 103.3	411,301	↑ 13%	↑ 37%
IOB DR stock options	85,760	\$ 52.9	699,954	↓ -90%	↓ -88%
<b>TOTAL OPTIONS</b>	<b>183,847</b>	<b>\$ 239.5</b>	<b>1,146,278</b>	<b>↓ -81%</b>	<b>↓ -66%</b>
<b>GRAND TOTAL DERIVS</b>	<b>370,044</b>	<b>\$ 1,058.8</b>	<b>1,573,076</b>	<b>↓ -74%</b>	<b>↓ -41%</b>

Note : all statistics are for both on/off-screen. The open interest for Norwegian products is for both Oslo & LSE

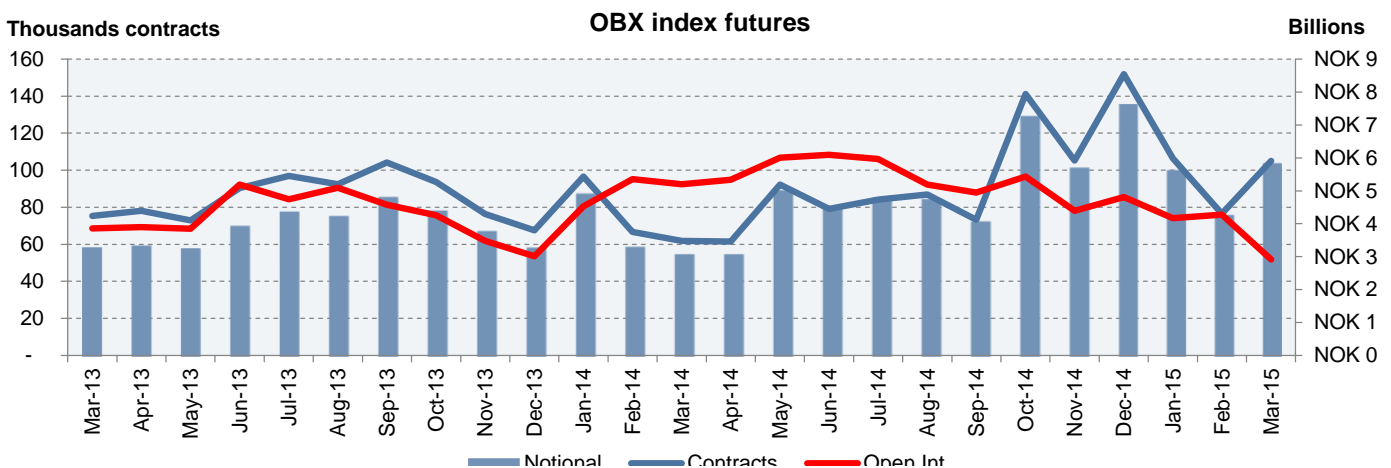
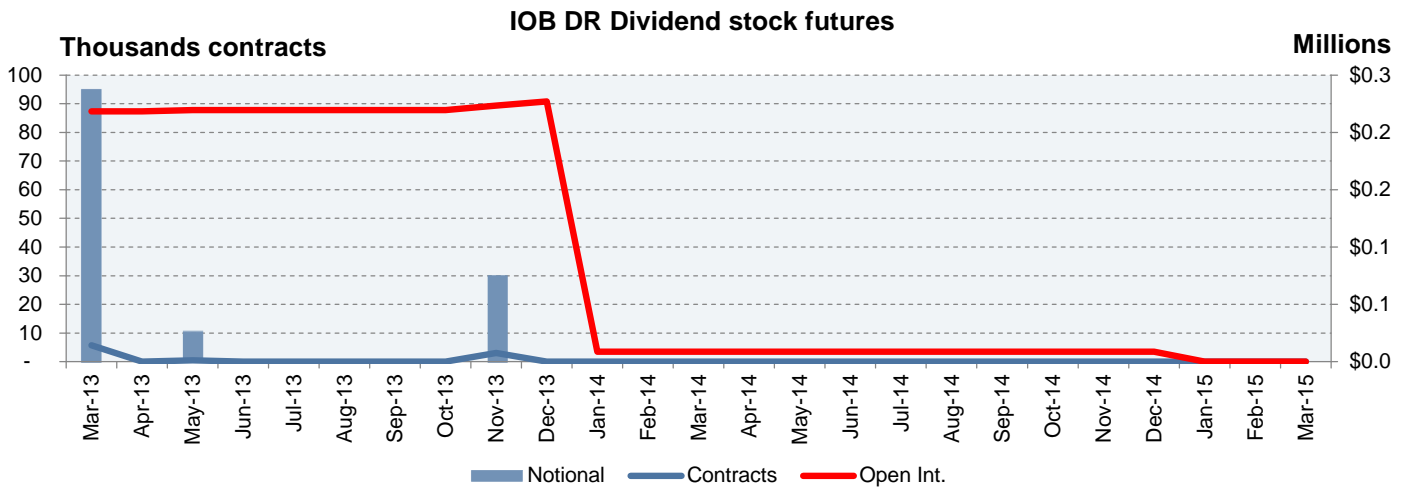
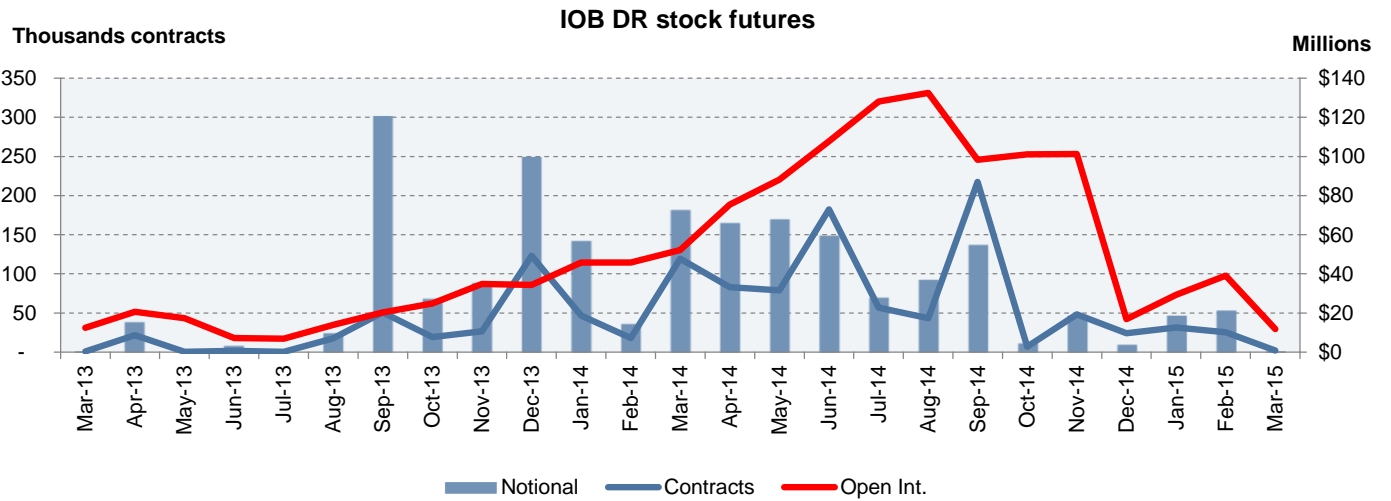
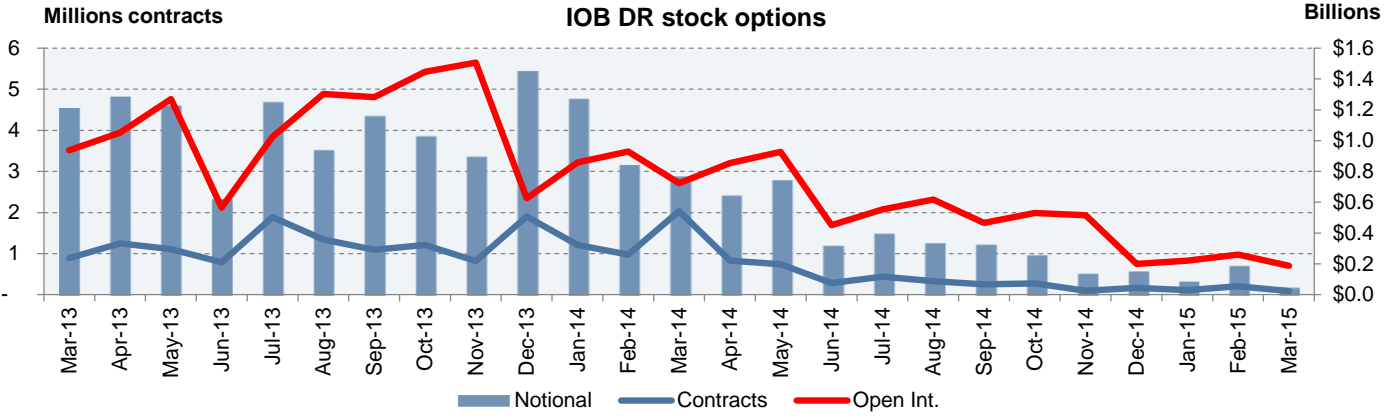
2015 TD	Contracts	Contracts /trade	Notional (USD M)	Noti./trade(USD M)	Trades
FTSE RIOB Index futures	-	-	\$ -	\$ -	-
FTSE100 Index futures	-	-	\$ -	\$ -	-
FTSE SLQ Index futures	-	-	\$ -	\$ -	-
OBX Index futures	288,087	11	\$ 1,960	\$ 0.07	26,631
Norwegian stock futures	79,303	9,913	\$ 93	\$ 11.67	8
IOB DR stock futures	58,694	3,354	\$ 42	\$ 2.37	18
IOB DR Dividend futures	-	-	\$ -	\$ -	-
<b>TOTAL FUTURES</b>	<b>426,084</b>	<b>16</b>	<b>\$ 2,095</b>	<b>\$ 0.08</b>	<b>26,656</b>
FTSE RIOB Index options	-	-	\$ -	\$ -	-
FTSE100 Index options	-	-	\$ -	\$ -	-
OBX Index options	58,375	104	\$ 382	\$ 0.7	563
Norwegian stock options	407,820	172	\$ 548	\$ 0.2	2,377
IOB DR stock options	402,693	969	\$ 339	\$ 1	416
<b>TOTAL OPTIONS</b>	<b>868,888</b>	<b>259</b>	<b>\$ 1,269</b>	<b>\$ 0</b>	<b>3,355</b>
<b>GRAND TOTAL DERIVS</b>	<b>1,294,971</b>	<b>43</b>	<b>\$ 3,364</b>	<b>\$ 0.11</b>	<b>30,011</b>

Note : all statistics are for both on/off-screen

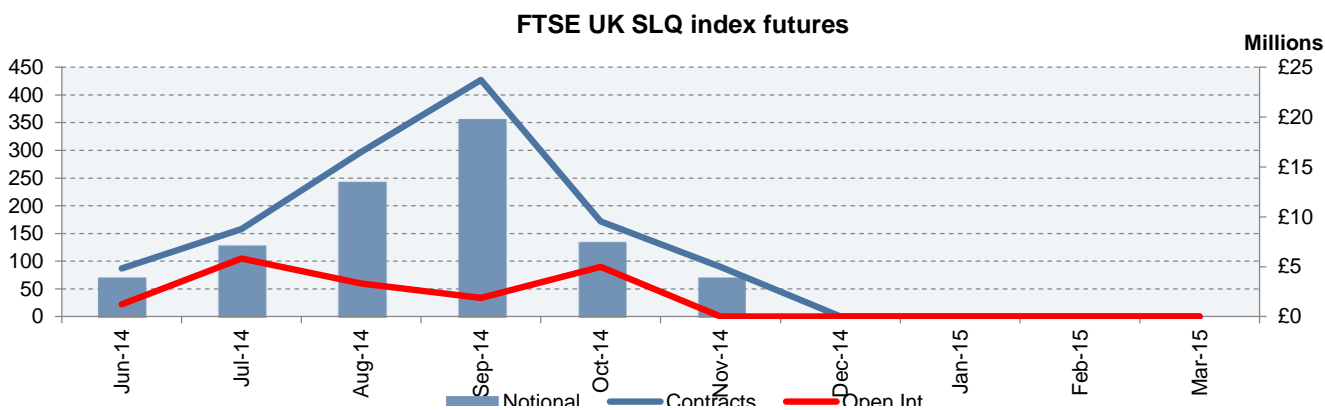
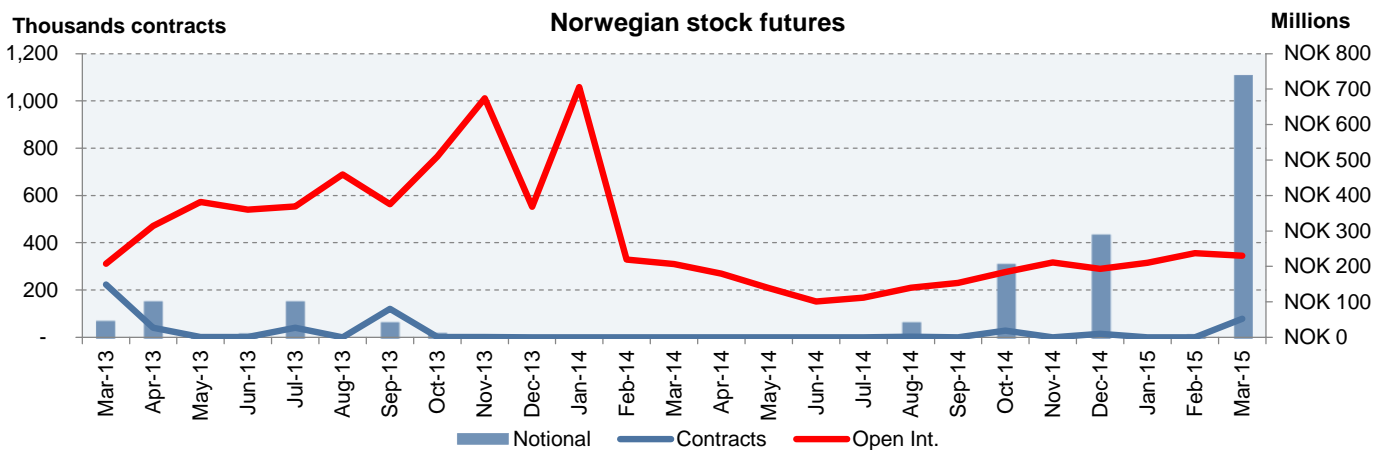
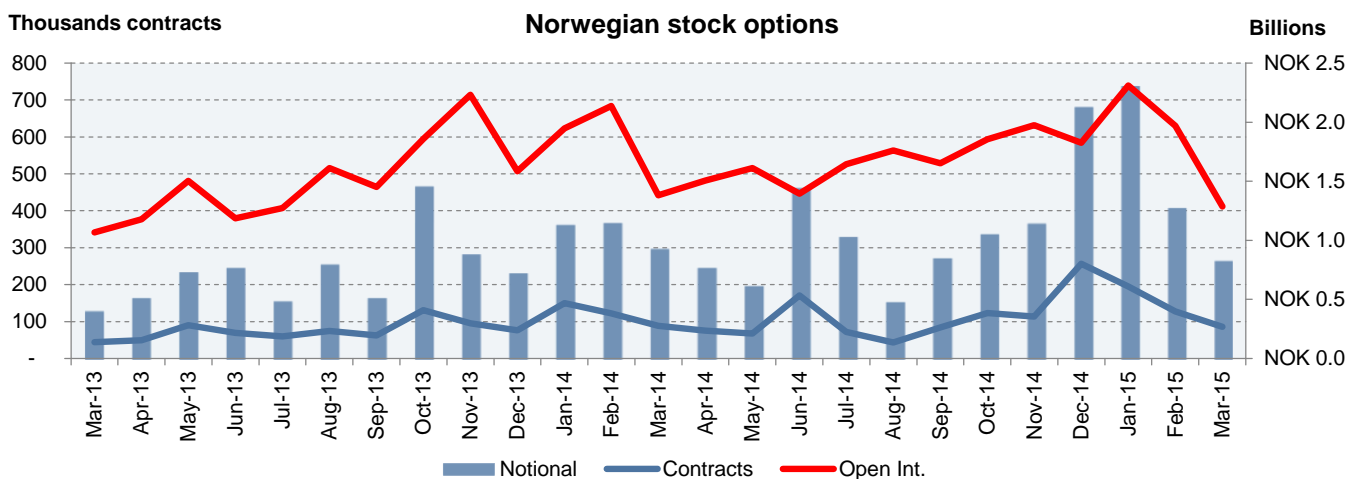
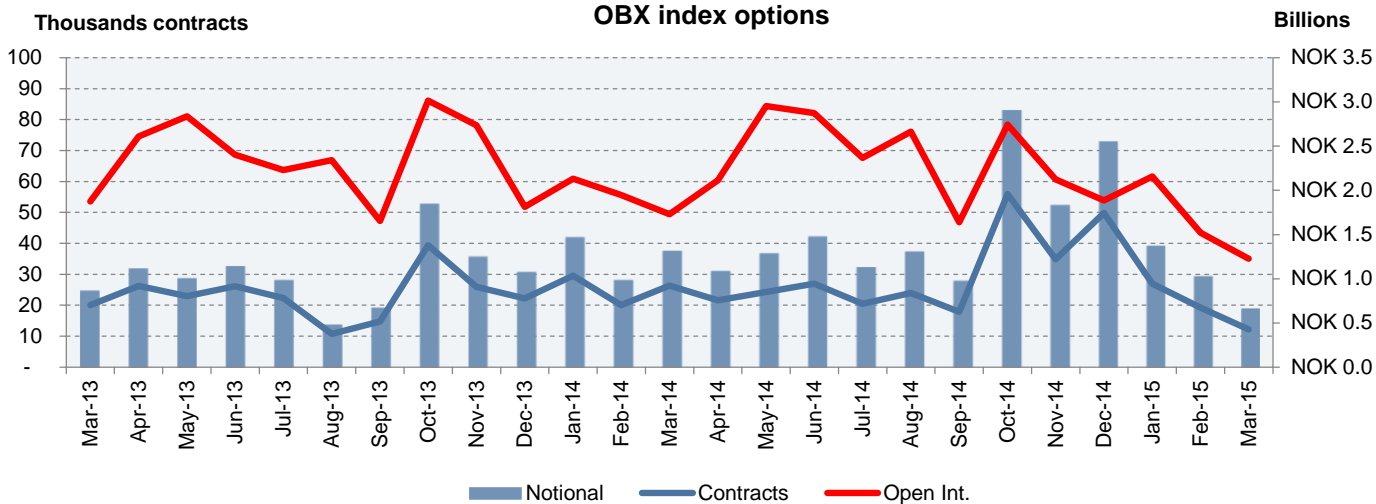
Single stock options	Contract terms			Notional (USD, M)		
	Mar-14	Mar-15	%Diff	Mar-14	Mar-15	%Diff
GAZPROM	298,121	31,142	↓ -90%	\$ 213	\$ 15	↓ -93%
ROSNEFT OJSC	33,762	4,150	↓ -88%	\$ 23	\$ 2	↓ -90%
JSC VTB BANK	1,579,316	35,501	↓ -98%	\$ 306	\$ 7	↓ -98%
SBERBANK	57,211	9,617	↓ -83%	\$ 52	\$ 8	↓ -85%
LUKOIL OAO	11,125	2,769	↓ -75%	\$ 61	\$ 14	↓ -78%
MMC NORILSK NICKEL	48,810	2,220	↓ -95%	\$ 82	\$ 4	↓ -95%
SURGUTNEFTEGAZ	7,113	-	↓ -100%	\$ 5	\$ -	↓ -100%
<b>TOTAL</b>	<b>2,035,458</b>	<b>85,399</b>	<b>↓ -96%</b>	<b>\$ 742</b>	<b>\$ 50</b>	<b>↓ -93%</b>
<b>OTHER OPTIONS</b>	<b>3,031</b>	<b>361</b>	<b>↓ -88%</b>	<b>\$ 31</b>	<b>\$ 3</b>	<b>↓ -90%</b>

Note: the selected names are available on-screen. Statistics are for both on and off-screen trading. \* At current exchange rates

**APPENDIX 1- HISTORICAL DATA GRAPHS - HIGHLIGHTS**



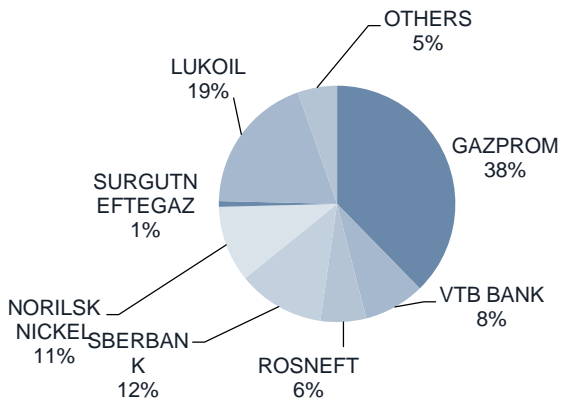
Notional Contracts Open Int.



Note : all statistics are for both on/off-screen. The open interest for Norwegian products is for both Oslo & LSE

**APPENDIX 2- IOB DR stock options traded (USD notional)**

2014



2015TD

