



In the year 2014,	11,445,487	contracts traded, for a total notional of	USD 19.07	billions*
In the year 2015TD,	924,927	contracts traded, for a total notional of	USD 2.40	billions*

Overview	Feb-15			2015TD vs 2014TD	
	Contracts	Notional (USD M)	Open Interest	Contracts	Notional
FTSE RIOB Index futures	-	\$ -	-	↓ -100%	↓ -100%
FTSE100 Index futures	-	\$ -	-		
FTSE SLQ Index futures	-	\$ -	-	↓ -100%	↓ -100%
OBX Index futures	76,550	\$ 558.5	76,100	↑ 12%	↑ 20%
Norwegian stock futures	303	\$ 1.643	356,089	↓ -26%	↑ 32%
IOB DR stock futures	25,304	\$ 21.63	97,587	↓ -12%	↓ -44%
IOB DR Dividend futures	-	\$ -	-		
<b>TOTAL FUTURES</b>	<b>102,157</b>	<b>\$ 581.8</b>	<b>529,776</b>	<b>↑ 4%</b>	<b>↓ -3%</b>
FTSE RIOB Index options	-	\$ -	180	↓ -100%	↓ -100%
FTSE100 Index options	-	\$ -	-	↓ -100%	↓ -100%
OBX Index options	19,211	\$ 134.5	43,468	↓ -7%	↓ -2%
Norwegian stock options	127,182	\$ 166.5	629,777	↑ 18%	↑ 57%
IOB DR stock options	205,761	\$ 193.3	976,492	↓ -86%	↓ -87%
<b>TOTAL OPTIONS</b>	<b>352,154</b>	<b>\$ 494.3</b>	<b>1,649,917</b>	<b>↓ -73%</b>	<b>↓ -61%</b>
<b>GRAND TOTAL DERIVS</b>	<b>454,310</b>	<b>\$ 1,076.1</b>	<b>2,179,693</b>	<b>↓ -66%</b>	<b>↓ -42%</b>

Note : all statistics are for both on/off-screen. The open interest for Norwegian products is for both Oslo & LSE

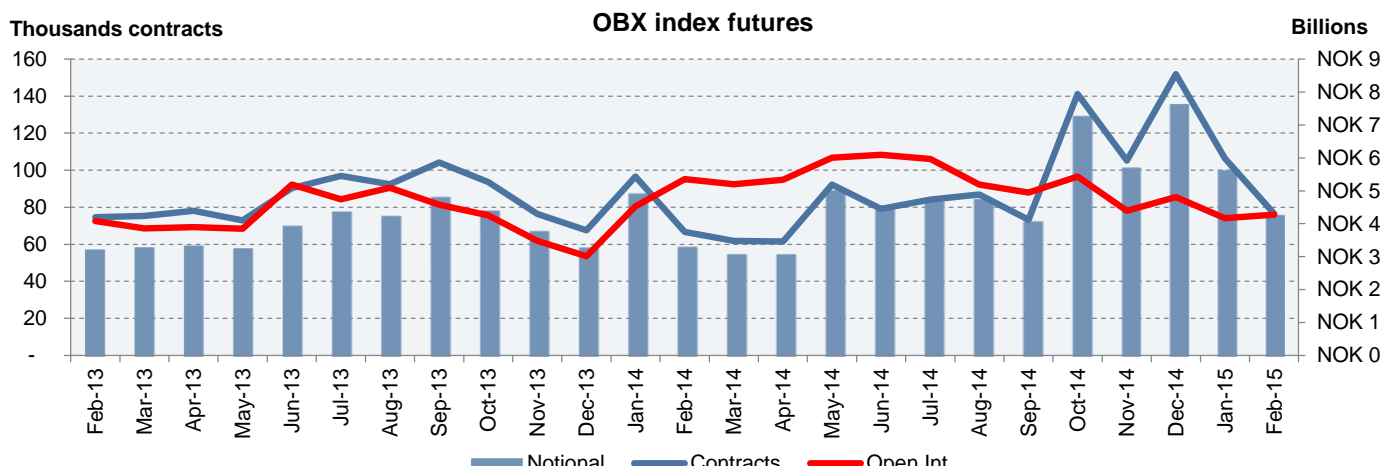
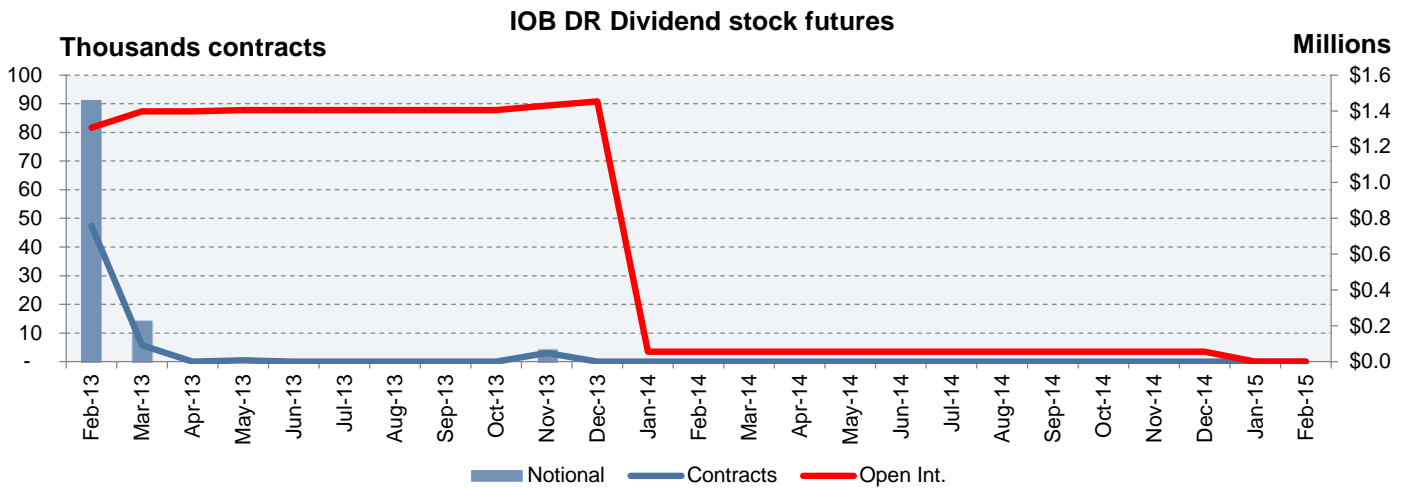
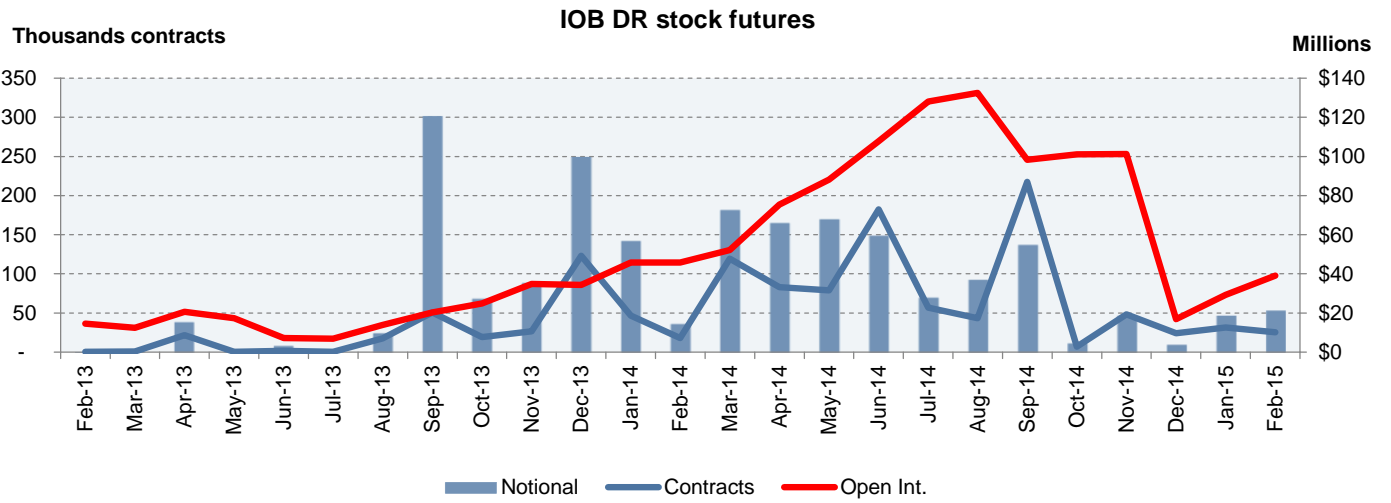
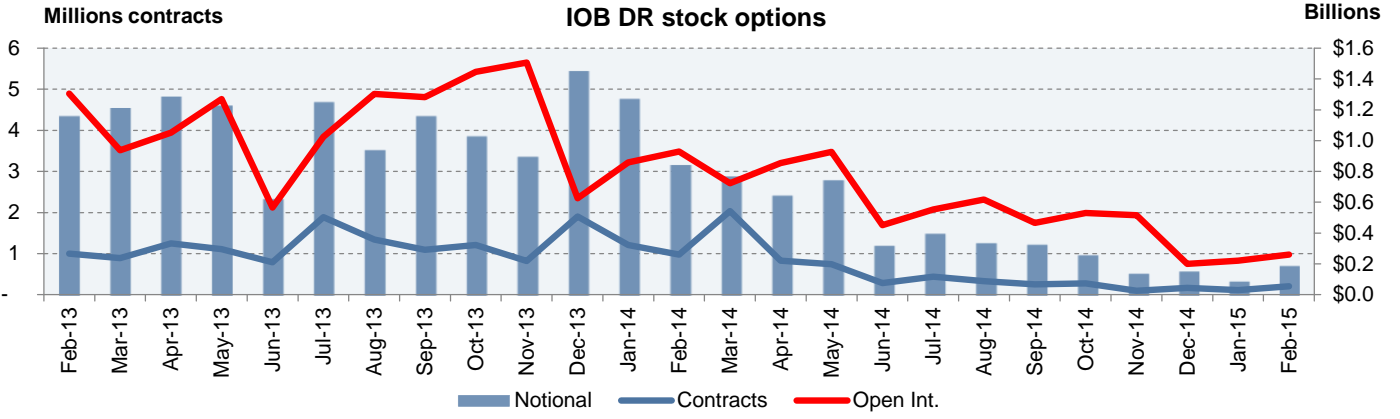
2015 TD	Contracts	Contracts /trade	Notional (USD M)	Noti./trade(USD M)	Trades
FTSE RIOB Index futures	-	-	\$ -	\$ -	-
FTSE100 Index futures	-	-	\$ -	\$ -	-
FTSE SLQ Index futures	-	-	\$ -	\$ -	-
OBX Index futures	183,023	10	\$ 1,293	\$ 0.07	17,975
Norwegian stock futures	303	303	\$ 2	\$ 1.64	1
IOB DR stock futures	56,561	3,428	\$ 41	\$ 2.46	17
IOB DR Dividend futures	-	-	\$ -	\$ -	-
<b>TOTAL FUTURES</b>	<b>239,887</b>	<b>13</b>	<b>\$ 1,335</b>	<b>\$ 0.07</b>	<b>17,992</b>
FTSE RIOB Index options	-	-	\$ -	\$ -	-
FTSE100 Index options	-	-	\$ -	\$ -	-
OBX Index options	46,181	101	\$ 314	\$ 0.7	456
Norwegian stock options	321,927	180	\$ 466	\$ 0.3	1,790
IOB DR stock options	316,933	1,027	\$ 286	\$ 1	309
<b>TOTAL OPTIONS</b>	<b>685,041</b>	<b>268</b>	<b>\$ 1,066</b>	<b>\$ 0</b>	<b>2,554</b>
<b>GRAND TOTAL DERIVS</b>	<b>924,927</b>	<b>45</b>	<b>\$ 2,401</b>	<b>\$ 0.12</b>	<b>20,546</b>

Note : all statistics are for both on/off-screen

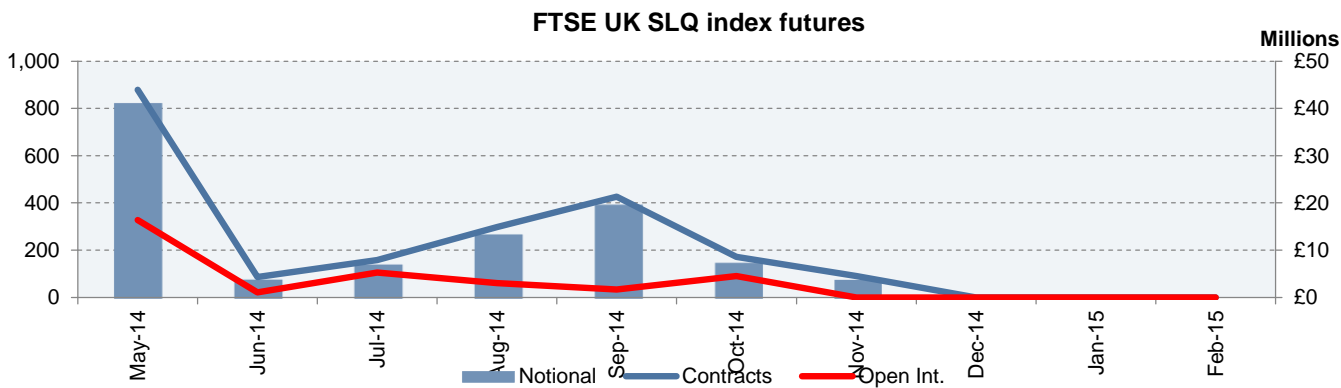
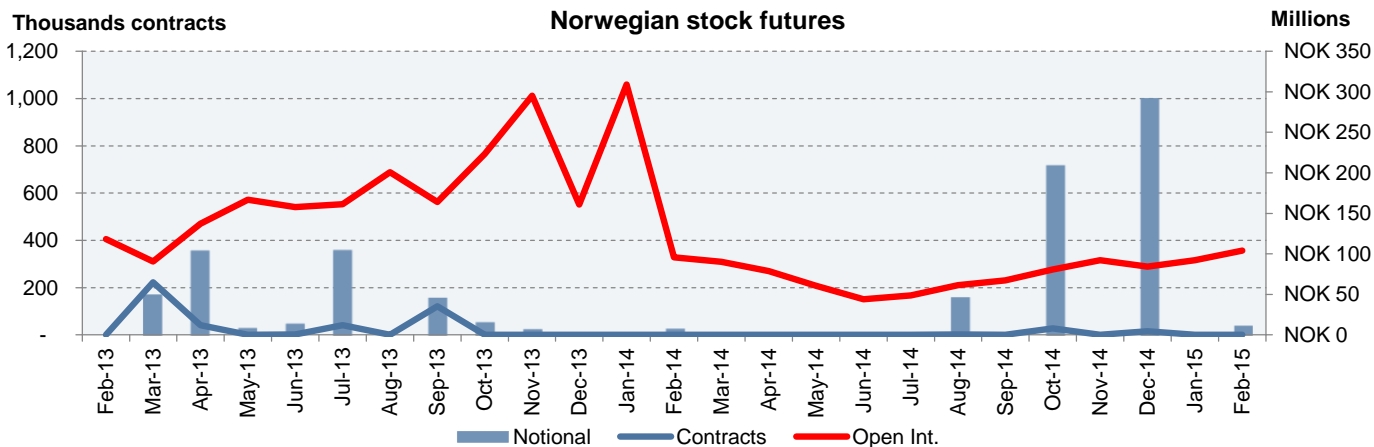
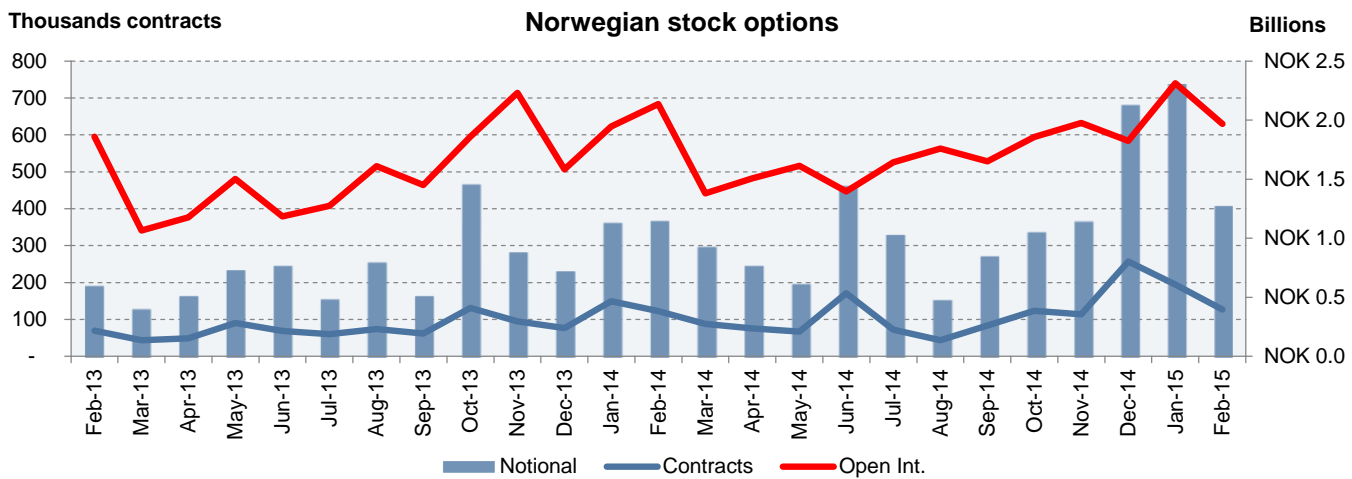
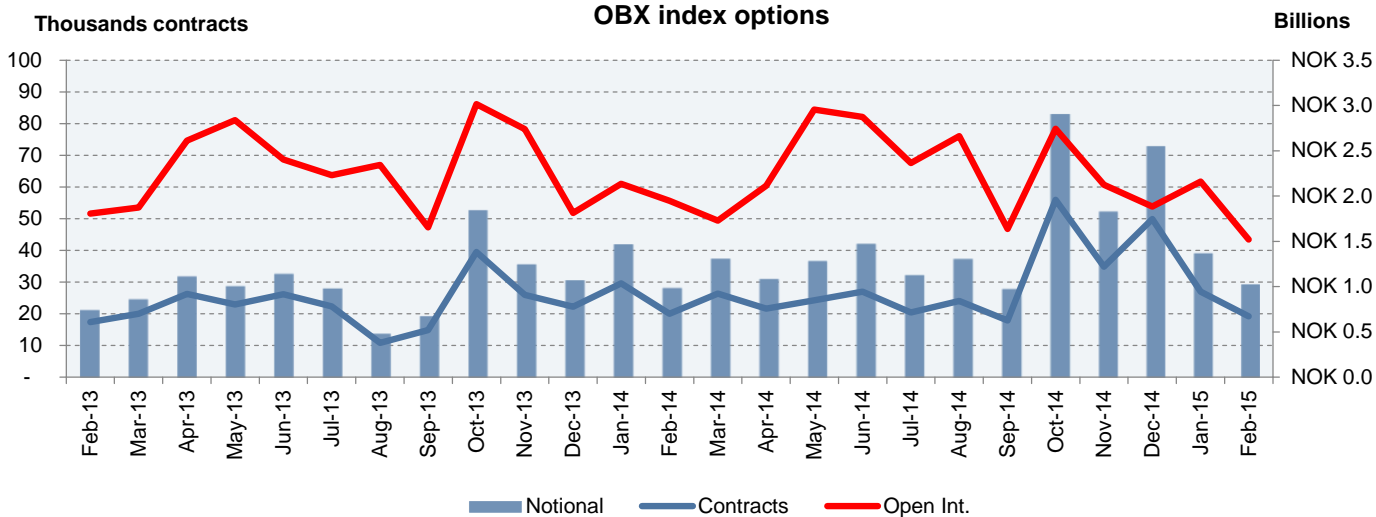
Single stock options	Contract terms			Notional (USD, M)		
	Feb-14	Feb-15	%Diff	Feb-14	Feb-15	%Diff
GAZPROM	496,617	120,662	↓ -76%	\$ 417	\$ 71	↓ -83%
ROSNEFT OJSC	35,972	4,130	↓ -89%	\$ 26	\$ 2	↓ -93%
JSC VTB BANK	279,554	21,002	↓ -92%	\$ 65	\$ 4	↓ -93%
SBERBANK	65,586	21,400	↓ -67%	\$ 69	\$ 11	↓ -83%
LUKOIL OAO	20,251	15,127	↓ -25%	\$ 123	\$ 73	↓ -40%
MMC NORILSK NICKEL	49,134	15,090	↓ -69%	\$ 72	\$ 25	↓ -66%
SURGUTNEFTEGAZ	4,207	8,000	↑ 90%	\$ 3	\$ 4	↑ 30%
<b>TOTAL</b>	<b>951,321</b>	<b>205,411</b>	<b>↓ -78%</b>	<b>\$ 775</b>	<b>\$ 190</b>	<b>↓ -75%</b>
<b>OTHER OPTIONS</b>	<b>22,491</b>	<b>350</b>	<b>↓ -98%</b>	<b>\$ 72</b>	<b>\$ 3</b>	<b>↓ -96%</b>

Note: the selected names are available on-screen. Statistics are for both on and off-screen trading. \* At current exchange rates

**APPENDIX 1- HISTORICAL DATA GRAPHS - HIGHLIGHTS**



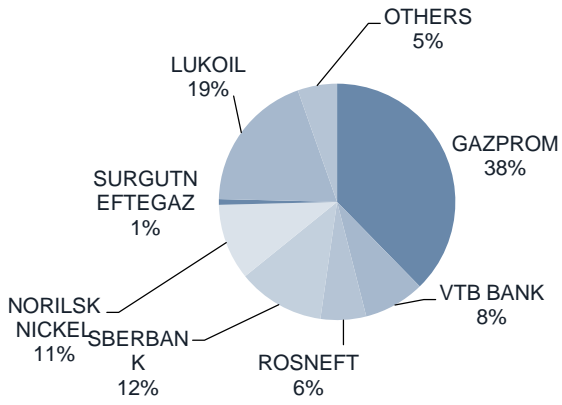
Notional Contracts Open Int.



Note : all statistics are for both on/off-screen. The open interest for Norwegian products is for both Oslo & LSE

**APPENDIX 2- IOB DR stock options traded (USD notional)**

2014



2015TD

