

Green Revenues Data Model



Contents

Section 1 Introduction	3
Section 2 Green revenues data model	4
Section 3 Green Revenues Classification System (GRCS)	7
Appendix Definitions of GRCS sectors, subsectors, and micro sectors	11

Section 1

Introduction

Overview

The greening of the global economy, in response to the threat of climate change and other environmental challenges, presents myriad opportunities to investors. However, investors and policymakers face a common challenge: How can green business activities be systematically identified, categorised, and measured across diverse sectors and supply chains to mobilise investment at scale?

The FTSE Russell Green Revenues Data Model provides investors with a highly granular and flexible dataset for assessing over 16,000 stocks for revenue exposure to green business activities. It identifies any company with revenues derived from environmental products and services and classifies the green revenues based on the Green Revenues Classification System.

FTSE Russell has been at the forefront of research and development of green industrial taxonomies since 2008, starting with the launch of the FTSE Environmental Markets Index Series. The original Green Revenues data model was launched in 2015 and continuously enhanced in 2020 and 2021. The updated data model offers enhanced granularity and usability with an expanded classification system, a robust estimation model, tiering based on the level of “greenness,” and eligibility of activities for the EU Taxonomy Regulation.

The Green Revenues Data Model is a useful tool for investors to assess portfolio exposure to climate transition risks and identify opportunities for investment in companies with green activities. It also provides a practical solution to the challenges that financial market participants face in complying with upcoming regulatory requirements such as the EU Taxonomy Regulation.

This document presents the Green Revenues Data Model, the Green Revenues Classification System (GRCS), and the methodology used to generate the Green Revenues data.

Key features

Define the green economy: FTSE Russell’s Green Revenues is a unique data model enabling users to identify and quantify revenue exposure to the green economy and measure companies’ progress in achieving green standards, based on a transparent and robust methodology.

Comprehensive and granular classification: FTSE Russell’s Green Revenues Classification System (GRCS) identifies green products and services across the whole value chain covering 10 green sectors, 64 subsectors and 133 micro sectors. The updated data model offers enhanced usability via company point estimates at the company level and broken down to the sector, subsector, and micro sector level.

Alignment with the upcoming EU regulatory requirements: The Green Revenues Data Model is highly aligned with the EU Taxonomy for sustainable activities. According to our mapping, the vast majority of the sustainable activities covered by the EU Taxonomy are included in the GRCS. Based on actual revenues generated, our coverage is extensive and goes beyond the EU Taxonomy, covering more environmental objectives.

Section 2

Green revenues data model

Data structure

FTSE Russell's Green Revenues Data Model measures the green revenue exposure of more than 16,000 securities across 48 developed and emerging markets based on the FTSE Russell's Green Revenues Classification System (GRCS).

Approximately 3,000 of these companies generate revenues from green products and services. For these companies, the Green Revenues Data Model provides a detailed breakdown of green activities and associated revenues, as well as an overall company green revenue estimate.

Operational since 2015, the data model was continuously enhanced in 2020 and 2021, featuring:

- A comprehensive green classification system with 10 subsectors, 64 subsectors, and 133 micro sectors;
- An estimation model based on reported data, company-specific estimates and sector-specific estimates that delivers point estimates for all companies;
- A green tiering system to allow clients to assess net "greenness" over seven environmental objectives, assigned to three tiers.

The latest model consists of the following data outputs for each company identified to generate green revenues in the research universe.

Data fields	Description	Outputs
Green Revenues Percentage and Range	Portion of revenue derived from green activities	Percentage figure at the company level, and broken down to sector, subsector, and micro sector levels
Estimate Type	Type of estimate used to calculate portion of revenues derived from green activities	Disclosed, Company Specific, or Sector Specific
Tiering	Overall environmental impact associated with the green activity	Tier 1, Tier 2 or Tier 3
Estimated EU Taxonomy Eligibility	Estimated eligibility of company revenues for the EU Taxonomy	<ul style="list-style-type: none"> - Substantial contribution of GRCS micro sectors and Technical Screening Criteria requirement based on mapping to the EU Taxonomy; - Corresponding environmental objective and type of activity; - Estimated Green Revenues percentage eligible for the EU Taxonomy



The Green Revenues Data Model is updated on a rolling annual basis. Data sources reviewed and assessed are primarily publicly disclosed information, such as company websites, Annual Reports, CSR Reports, Sustainability Reports, Integrated Reports, Corporate Governance Reports, Factsheets, and Compliance handbooks.

Research and calculation process

- 1. Semantic screening.** Keywords based on the GRCS such as “biofuel” or “electric vehicles” are being used for automated screening of corporate disclosures to identify companies involved in green business activities. Any companies with matches are then verified by analysts for actual involvement in products or services that qualify under the GRCS.
- 2. Business segments identification.** For those companies where involvement of green products or services is confirmed, the company-reported business segments are analysed and GRCS classifications are attached to the relevant segments. In this process, analysts will also assess each reported segment to determine whether it contains: (a) non-green activities; (b) a mix of green and non-green activities; or (c) only green activities. This step allows us to set a minimum and maximum range for green revenues based on corporate disclosure levels.
- 3. Micro sector breakdown.** For the lion’s share of companies with green revenues, public disclosures will be insufficient to determine exact revenues from individual types of green business activities (green ‘micro sectors’). This is because revenue segments reported by companies typically aggregate multiple green activities (say ‘renewables,’ comprising wind, solar, and biomass), or green and non-green business activities (say ‘power generation’ consisting of gas, solar, and hydro power). This prevents not only a granular revenue breakdown across green activities, but in many cases makes it difficult to establish the overall green revenue for a company.

Box 1: Example – Company X

Company X categorises its business into eight segments – some of which are green in their entirety and others which combine green and non-green activities and reports revenues.

Green segments include Renewable Energy, Energy Efficient Lighting and Locomotive Manufacturing, providing **9.7%** of company revenues and the **minimum green revenue**. Additional Power and Transportation segments contain green and non-green activities and account for 24.2% of company revenues. By adding all revenue from these segments to the fully green segments already identified, the **maximum green revenue** is established as **33.9%**. Company X therefore has a minimum and maximum **green revenue range of 9.7% and 33.9%**.

Information such as technology types, numbers of product lines and revenues at acquisition are then used to estimate green revenues from the power and transportation segments at 5.9% and 0.8%, respectively. Adding this to the revenue from the fully green segments yields the more precise **company-specific green revenue estimate of 16.4%**.

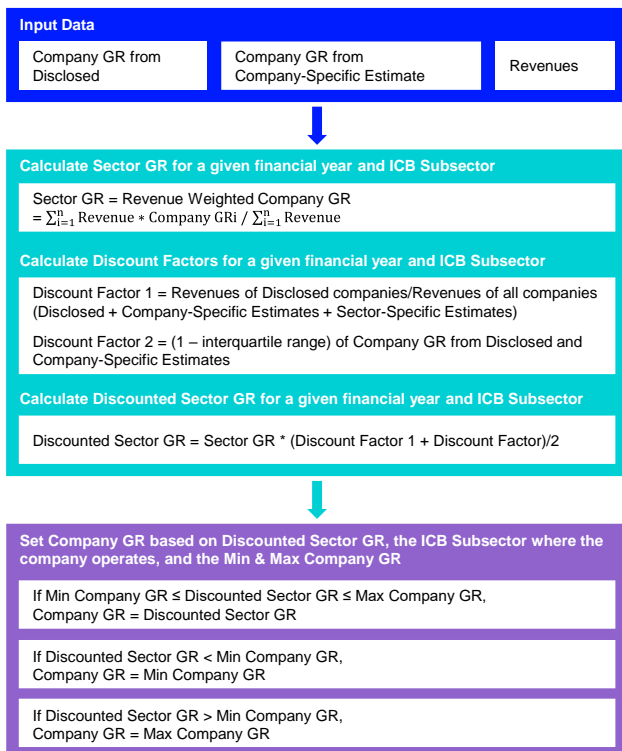
Because all of Company X’s activities that qualify under the GRCS are also eligible under the EU Taxonomy, this also represents the estimate of Company X’s **EU taxonomy-aligned revenue**.

In these cases, further research is required to break down the revenues associated with each business segment to obtain revenues associated with each green micro sector and to establish their share in the company’s overall revenues. FTSE Russell achieves this through:

- a. Direct company engagement.** All companies are engaged directly by FTSE Russell to verify the green revenue assessment, and, where required, are asked to confirm the breakdown of revenues by green activity and the overall green revenue. Guidance documents are provided during company engagement so companies may better respond with related information within a two-week timeframe;
- b. Company-specific estimates.** Where companies provide limited revenue disclosures and do not respond to the request for disclosure, analysts will identify additional data, such as non-revenue data (e.g. production volumes) or relevant market or peer data (such as market share of a product) that can form a reasonable basis for estimating revenues from each green micro sector;

- c. **Sector-specific estimates.** For companies where limited additional information is available to generate robust company-specific estimates, a quantitative model is used to estimate green revenues using reported data from sector peers (an approach akin to carbon emissions models). The model uses data input from disclosure and company-specific estimates to extrapolate green revenues at sector level. The green revenue of a specific company depends on which sector the company operates in.

Figure 1: Quantitative Model process



In all three cases, the resulting data is triangulated against the minimum and maximum green revenue data established during the business segment identification, to ensure robust estimates are built on publicly available corporate disclosure.

Currently, approximately 30% of companies with green revenues provide disclosures – either as part of public filings or on request – that are granular enough to identify their green revenues. As corporates begin to make more detailed disclosures on green revenues, the role of estimated data in measuring green revenues will decline over time.

However, disclosure improvements are likely to be gradual, and estimated green revenues data will play a critical role for investors in coming years – not only in enabling investors to allocate capital to green investment opportunities at scale, but also in reporting on green revenues and complying with the reporting requirements under the EU Taxonomy.

Quality measures

Quality measures occur in four stages:

1. **Analyst level quality controls.** An automated quality check with pre-set rules would immediately flag data errors (such as missing reference, spelling errors and miscalculations) during the data entry. This is to prevent potential errors prior to the creation of a company assessment in the system;
2. **Advanced quality controls.** Analysts conduct a further review, which includes checking accuracy of data assessed, consistency in comparison with companies in the same ICB subsector, and companies' feedback from the direct company engagement process;
3. **Company review of research.** All companies are contacted and given the opportunity to comment on the accuracy and completeness of the company's data. Where companies identify pertinent information (i.e. information relevant to its assessment), such as revenues or product specific attributes which was not included in the assessment, then the analyst incorporates the applicable company changes and the assessment is updated. FTSE Russell contacts every company and allows them to respond within a two-week timeframe;
4. **Quality monitoring of research.** Subject matter experts and analysts conduct quantitative analysis on the dataset to ensure data consistency and quality. Indicators include outliers, year on year variations, change of micro sectors and peer comparisons.

All data is subject to a final review (which may result in further remedies), defended or remedied before being delivered for market consumption.

Section 3

Green Revenues Classification System (GRCS)

Overview and history

FTSE Russell's Green Revenues Classification System (GRCS) was created to help investors and financial markets to better identify companies with green products and services, track their performance and facilitate the construction of financial products that seek exposure to such companies.

The GRCS identifies green products and services across the whole value chain covering 10 green sectors, 64 subsectors and 133 micro sectors (see Figure 2). When a company's activity is identified to have green revenues, it is mapped to one or more micro sectors and then aggregated at the company level.

See Appendix for detailed definitions by GRCS sector, subsector, and micro sectors.

Figure 2: Green Revenues Classification System

Energy Generation [EG] 19	Energy Management and Efficiency [EM] 13	Energy Equipment [EQ] 22	Environmental Resources [ER] 11	Environmental Support Services [ES] 5
Bio Fuels	Buildings & Property (Integrated)	Bio Fuels	Advanced & Light Materials	Environmental Consultancies
Cogeneration	Controls	Cogeneration Equipment	Key Raw Minerals & Metals	Finance & Investment
Clean Fossil Fuels	Energy Management Logistics & Support	Clean Fossil Fuels	Recyclable Products & Materials	Smart City Design & Engineering
Geothermal	Industrial Processes	Fuel Cells		
Hydro	IT Processes	Geothermal		
Nuclear	Lighting	Hydro		
Ocean & Tidal	Power Storage	Nuclear		
Solar	Smart & Efficient Grids	Ocean & Tidal		
Waste to Energy	Sustainable Property Operator	Solar		
Wind		Waste to Energy		
		Wind		

Food & Agriculture [FA] 17	Transport Equipment [TE] 12	Transport Solutions [TS] 9	Water Infrastructure & Technology 10	Waste & Pollution Control [WP] 15
Agriculture	Aviation	Railways Operator	Advanced Irrigation Systems & Devices	Cleaner Power
Aquaculture	Railways	Road Vehicles	Desalination	Decontamination Services & Devices
Land Erosion	Road Vehicles	Video Conferencing	Flood Control	Environmental Testing & Gas Sensing
Logistics	Shipping		Meteorological Solutions	Particles & Emission Reduction Devices
Food Safety, Efficient Processing & Sustainable Packaging			Natural Disaster Response	Recycling Equipment
Sustainable Plantations			Water Infrastructure	Recycling Services
			Water Treatment	Waste Management
			Water Utilities	
10 Sectors	64 Subsectors	133 Micro Sectors		

The roots of the GRCS stretch as far as 2008 when FTSE Russell and the Impax Asset Management launched the Environmental Markets Index Series¹. The collaboration between FTSE Russell and Impax continues today. The initial Environmental Markets Classification System had a thematic focus on sectors including clean energy, energy efficiency, water and waste management and were assessed and included in the index family based on revenue thresholds².

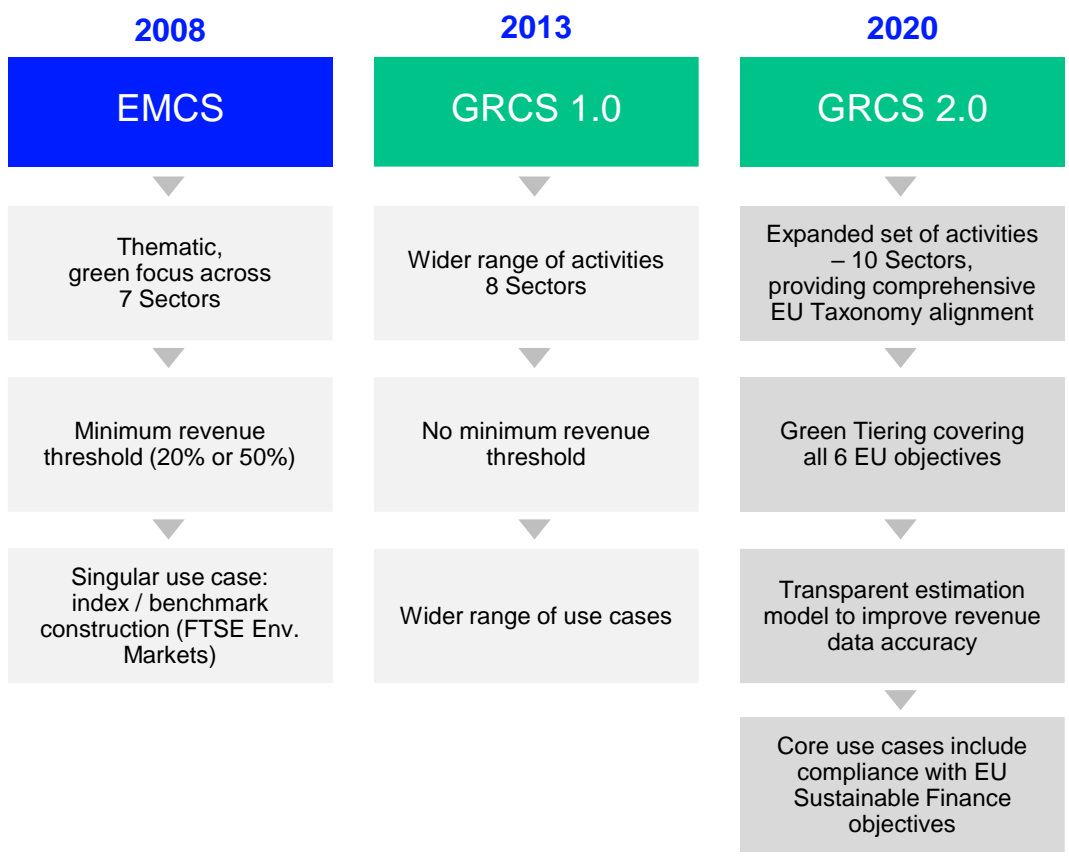
On this basis, FTSE Russell created the GRCS in 2013 that offered a wider scope and improved granularity. It provided a broader view of what could be considered green and therefore catered to a wider range of use cases including portfolio monitoring and reporting, portfolio construction and benchmarks.

The latest iteration of the classification system, GRCS 2.0, was launched in 2020. It takes a broad, bottom-up view of the green economy, capturing products and services across the whole value chain. These products and services are analysed based on their impact on climate change mitigation and adaptation, water, resource use, pollution and agricultural efficiency, which are well aligned with the EU's environmental objectives.

¹ <https://www.ftserussell.com/products/indices/env-markets>.

² Companies are required to have at least 50% of their business derived from environmental markets and technologies to be eligible for the FTSE Environmental Technology Index Series; at least 20% of their business derived from environmental markets and technologies to be eligible for the FTSE Environmental Opportunities Index Series.

Figure 3: GRCS – a decade of change



Governance

The GRCS is developed with guidance and input from the FTSE Russell Green Industries Advisory Committee (formally the FTSE Environmental Markets Advisory Committee), consisting of senior and leading expert members from the investment community. The external advisory committee provides guidance on the GRCS, its definitions and evolution, including alignment with other international standards and frameworks, and ensures that the classification system is in accordance with best practice and addresses market needs.

For more information on the committee members and terms of reference:

https://research.ftserussell.com/products/downloads/FTSE_Russell_Green_Industries_Advisory_Committee.pdf

Tiering

The tiering system identifies the level of “greenness”, or net environmental impact, of companies’ business activities and revenues. Each micro sector in the GRCS is assessed against seven environmental objectives: climate change mitigation, climate change adaptation, pollution prevention and control, protection of healthy ecosystems, sustainable use and protection of water and marine resources, transition to a circular economy, waste prevention and recycling, and sustainable and efficient agriculture. Of which, six environmental objectives are set by the European Commission and aligned with the EU Taxonomy. Sustainable and efficient agriculture, which accounts for significant environmental benefits, was incorporated as an additional environmental objective. It plays a key part in the Environmental Markets and Green Revenues classification systems.

Each micro sector is allocated to a tier based on its overall environmental impacts relating to the seven environmental objectives:

- **Tier 1** covers activities (micro sectors) with significant and clear environmental benefits (e.g. EG.08.0 Energy Generation – Solar);
- **Tier 2** covers activities (micro sectors) with more limited but net positive environmental benefits (e.g. WI.08.0 Water Utilities);
- **Tier 3** covers activities (micro sectors) which have some environmental benefits but are overall net neutral or negative (e.g. EG.06.0 Energy Generation – Nuclear).

The micro sector level tiering and green revenues data allows users to understand the exposure to various levels of green products and services and provides users the flexibility to focus on activities with higher environmental impact.

Application for the EU Taxonomy

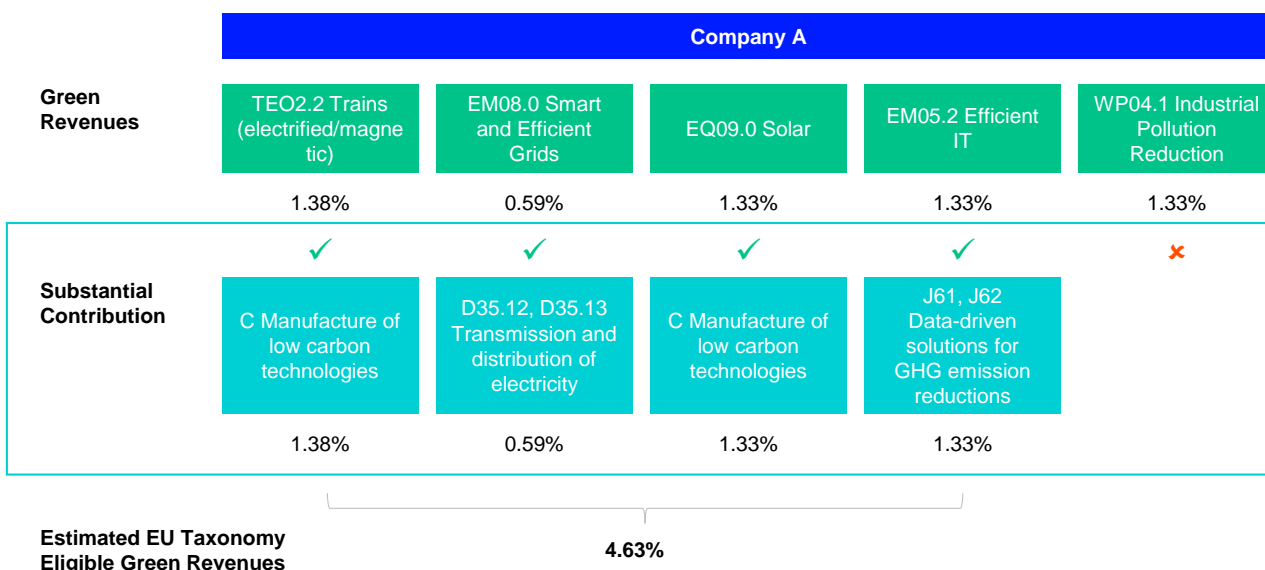
FTSE Russell’s Green Revenues data provides a granular, robust and transparent solution to assess and report on EU Taxonomy alignment for individual companies, investment products and broader portfolios. While not identical, the EU Taxonomy and FTSE Russell’s Green Revenues Classification System are broadly similar in structure and highly aligned on core activities, giving investors an effective tool to conveniently identify companies involved in the green economy and quantify the share of their revenues that is likely to qualify under the EU Taxonomy.

To identify EU Taxonomy Eligible GRCS micro sectors, a mapping of the sustainable economic activities under the EU Taxonomy and the micro sectors covered by the FTSE Russell GRCS has been undertaken. This mapping demonstrates that the vast majority of the sustainable activities covered by the EU Taxonomy are included in the GRCS. The data model indicates if and how much of a company’s green revenues is eligible for the EU Taxonomy, based on the Climate Delegated Act released in June 2021.

Although the GRCS is somewhat broader because it addresses environmental objectives that are not yet covered by the EU Taxonomy (such as waste management and pollution control solutions), its modular structure allows us to filter these elements from the calculation of EU Taxonomy Eligible revenues. Figure 4 schematically illustrates the process of how we identify revenues under the GRCS and measure EU Taxonomy alignment.

For the EU Taxonomy Eligible GRCS micro sectors, the Green Revenues data model also provides information on the corresponding Substantial Contribution activity, including the Environmental Objective, type of activity (i.e. Own Performance, Enabling, or Transitional), and whether Technical Screening Criteria is required.

Figure 4: Demonstrating EU Taxonomy Eligible Green Revenues



Appendix

Definitions of GRCS sectors, subsectors, and micro sectors

Sector EG Energy Generation		Revenue generating activities from the generation of power from renewable and alternative energy sources		
Sub sector	Micro sector	Green tier	Code	Description
Bio Fuels	Bio Fuels (General)	TIER 3	EG.01.0	Revenue generating activities related specifically to the operation and supply of power generation facilities that utilises non-fossilised organic material, with the exception of peat
	Bio Gas	TIER 2	EG.01.1	Revenue generating activities related specifically to the operation and supply of power generation facilities that utilises gas generated through the active decomposition of organic matter, typically during landfill processes
	Bio Mass (Grown)	TIER 3	EG.01.2	Revenue generating activities related specifically to the operation and supply of electricity from power generation facilities that utilises crops grown as a fuel source
	Bio Mass (Waste)	TIER 2	EG.01.3	Revenue generating activities related specifically to the operation and supply of electricity from power generation facilities that utilises organic by products of the agricultural and other systems
Cogeneration	Cogeneration (General)	TIER 2	EG.02.0	Revenue generating activities related specifically to the operation and supply of power generation where the waste heat is utilised for large-scale heating and/or cooling purposes
	Cogeneration (Biomass)	TIER 1	EG.02.1	Revenue generating activities related specifically to the operation and supply of power generation where primary source is biomass-based, and where the waste heat is utilised for large-scale heating and/or cooling purposes
	Cogeneration (Renewable)	TIER 1	EG.02.2	Revenue generating activities related specifically to the operation and supply of power generation where primary source is renewables-based, and where the waste heat is utilised for large-scale heating and/or cooling purposes
	Cogeneration (Gas)	TIER 2	EG.02.3	Revenue generating activities related specifically to the operation and supply of power generation where the primary source is natural gas, but where the waste heat is utilised for large-scale heating and/or cooling purposes
Clean Fossil Fuels	Fossil Fuels (General)	---	EG.03.0	Revenue generating activities related specifically to the operation and supply of power generation that utilises fossilised organic material. Only clean fossil fuels (EG.03.01) are considered green revenues
	Clean Fossil Fuels	TIER 1	EG.03.1	Revenue generating activities related specifically to the operation and supply of power generation that utilises fossilised organic material, where chimney emissions are zero (or practically so), for instance through Carbon Capture & Storage
Geothermal	Geothermal	TIER 1	EG.04.0	Activities related specifically to the operation and supply of power generation that utilises energy produced by the internal heat of the earth, excluding small-scale heat pump systems

Sector EG Energy Generation		Revenue generating activities from the generation of power from renewable and alternative energy sources		
Sub sector	Micro sector	Green tier	Code	Description
Hydro	Hydro (General)	TIER 2	EG.05.0	Revenue generating activities related specifically to the operation and supply of power generation that utilises the energy produced by flowing fresh water
	Large Hydro	TIER 2	EG.05.1	Revenue generating activities related specifically to the operation and supply of power generation that utilises the energy produced by flowing fresh water, where the power generation capacity of the system is greater than 10MW
	Small Hydro	TIER 1	EG.05.2	Revenue generating activities related specifically to the operation and supply of power generation that utilises the energy produced by flowing fresh water, where the power generation capacity of the system is less than 10MW
Nuclear	Nuclear (General)	TIER 3	EG.06.0	Revenue generating activities related specifically to the operation and supply of power generation that harnesses the energy present within atomic nuclei or their components
Ocean & Tidal	Ocean & Tidal (General)	TIER 1	EG.07.0	Revenue generating activities related specifically to the operation and supply of power generation that utilises the energy produced by harnessing the power of wave, tidal or other ocean and marine current forces
Solar	Solar (General)	TIER 1	EG.08.0	Revenue generating activities related specifically to the operation and supply of power generation that harnesses the power of solar radiation, such as solar photovoltaic or concentrated solar systems but excluding solar thermal heating systems
Waste to Energy	Waste to Energy (General)	TIER 1	EG.09.0	Revenue generating activities related specifically to the operation and supply of power generation that utilises the energy derived from the incineration of municipal waste, or from a fuel source derived thereof. Otherwise known as Energy from Waste
Wind	Wind (General)	TIER 1	EG.10.0	Revenue generating activities related specifically to the operation and supply of power generation that harnesses the power of movements or currents in the air

Sector EM Energy Management & Efficiency		Revenue generating activities from products and services enabling more efficient methods of energy usage and management		
Sub sector	Micro sector	Green tier	Code	Description
Buildings & Property (Integrated)	Buildings & Property (Integrated) (General)	TIER 1	EM.01.0	Revenue generating activities related specifically to the design, development, manufacture or installation of energy and other resource efficient products and services for use in residential, commercial and municipal buildings. Products include those that contribute to international certification standards such as LEED and BREEAM and can include entire buildings
Controls	Controls (General)	TIER 2	EM.02.0	Revenue generating activities related specifically to the design, development, manufacture or installation of efficient energy manipulation and optimisation systems. Activities include efficient semiconductor controllers and microgrid controllers
Energy Management Logistics & Support	Energy Management Logistics & Support (General)	TIER 2	EM.03.0	Revenue generating activities related to the design, development, manufacture or installation of energy management or efficiency products or services that are directly related to the other core products but do not by themselves lead to increased efficiencies
Industrial Processes	Industrial Processes (General)	TIER 1	EM.04.0	Revenue generating activities related specifically to the design, development, manufacture or installation of energy and other resource efficient products and services for use in industrial applications. These include products and core components which improve energy profiles, and products or systems which reduce energy and other resource usage within processes

Sector EM Energy Management & Efficiency		Revenue generating activities from products and services enabling more efficient methods of energy usage and management		
Sub sector	Micro sector	Green tier	Code	Description
IT Processes	IT Processes (General)	TIER 2	EM.05.0	Revenue generating activities related specifically to the design, development, manufacture or installation of energy efficient information technology products and services
	Cloud Computing (General)	TIER 2	EM.05.1	Revenue generating activities related specifically to the design, development, manufacture or installation of cloud computing products and services. These include infrastructure and underlying platforms but not pure software. General data centres are not included
	Efficient IT (General)	TIER 1	EM.05.2	Revenue generating activities related specifically to the design, development, manufacture or installation of highly energy efficient IT equipment and electronics
Lighting	Lighting (General)	TIER 1	EM.06.0	Revenue generating activities related specifically to the design, development, manufacture or installation of energy efficient lighting
Power Storage	Power Storage (General)	TIER 1	EM.07.0	Revenue generating activities related specifically to the design, development, manufacture, installation or operation of products that store energy at a grid or building level
	Power Storage (Battery)	TIER 1	EM.07.1	Revenue generating activities related specifically to the design, development, manufacture, installation or operation of products that store electrical energy at a grid or building level. Also include lithium-ion and other advanced batteries and their components unless specifically designed for consumer products
	Power Storage (Pumped Hydro)	TIER 1	EM.07.2	Revenue generating activities related specifically to the design, development, manufacture, installation or operation of products and facilities that store potential energy at grid level through the utilisation of electricity at times of low demand to pump water to an upper reservoir
Smart & Efficient Grids	Smart & Efficient Grids (General)	TIER 1	EM.08.0	Revenue generating activities related specifically to the design, development, manufacture or installation of equipment and services that enhance the efficiency of operation of the electrical power network. This includes advanced meters, distributed generation, "smart grid" technologies, high efficiency power generation, transmission and distribution technologies
Sustainable Property Operator	Sustainable Property Operator (General)	TIER 2	EM.09.0	Revenue generating activities related specifically to the operation of sustainable buildings

Sector EQ Energy Equipment		Revenue generating activities from the renewable and alternative energy value chain, excluding power generation activities		
Sub sector	Micro sector	Green tier	Code	Description
Bio Fuels	Bio Fuels (General)	TIER 3	EQ.01.0	Revenue generating activities related specifically to the development, processing, production and distribution of bio-derived fuels for transport, heat and electrical power generation. Bio-derived fuels include bioethanol, biodiesel, and 'advanced' biofuels such as cellulosic ethanol. Excluded are blends combining bio and conventional fuels
	Bio Fuel (1st & 2nd Generation)	TIER 3	EQ.01.1	Revenue generating activities related specifically to the development, processing, production and distribution of bio-derived fuels predominantly for transport. These include 1st Generation Biofuels that use food stock (such as corn) and 2nd Generation uses other biomass types such as woodcuttings or waste products from food stock (such as sugarcane bagasse)
	Bio Fuel (3rd Generation)	TIER 3	EQ.01.2	Revenue generating activities related specifically to the development, processing, production and distribution of bio-derived fuels for transport, heat and electrical power generation. These include 3rd Generation uses specially-engineered non-food items such as algae

Sector EQ Energy Equipment		Revenue generating activities from the renewable and alternative energy value chain, excluding power generation activities		
Sub sector	Micro sector	Green tier	Code	Description
	Bio Gas	TIER 2	EQ.01.3	Revenue generating activities related specifically to the development, processing, production and distribution of bio-derived gas generated through the active decomposition of organic matter, typically during landfill processes
	Bio Mass (grown)	TIER 3	EQ.01.4	Revenue generating activities related specifically to the development, processing, production and distribution of bio-derived fuels typically for heat and/or electrical power generation using crops grown as a fuel source
	Bio Mass (waste)	TIER 2	EQ.01.5	Revenue generating activities related specifically to the development, processing, production and distribution of bio-derived fuels typically for heat and/or electrical power generation using organic by products of the agricultural and other systems
Cogeneration Equipment	Cogeneration Equipment (General)	TIER 2	EQ.02.0	Revenue generating activities related specifically to the development, processing, production and distribution of equipment for power generation where the waste heat is utilised for large-scale heating and/or cooling purposes
	Cogeneration (Biomass)	TIER 1	EQ.02.1	Revenue generating activities related specifically to the development, processing, production and distribution of equipment for power generation where primary source is biomass-based, and where the waste heat is utilised for large-scale heating and/or cooling purposes
	Cogeneration (Renewable)	TIER 1	EQ.02.2	Revenue generating activities related specifically to the development, processing, production and distribution of equipment for power generation where primary source is renewables-based, and where the waste heat is utilised for large-scale heating and/or cooling purposes. This excludes activities where biomass is the primary energy source
	Cogeneration (Gas)	TIER 2	EQ.02.3	Revenue generating activities related specifically to the development, processing, production and distribution of equipment for power generation where primary source is natural gas, and where the waste heat is utilised for large-scale heating and/or cooling purposes
Clean Fossil Fuels	Fossil Fuels (General)	—	EQ.03.0	Revenue generating activities related specifically to the development, processing, production and distribution of equipment for power generation using fossilised organic material. Only activities related to carbon capture & storage (EQ.03.1) are considered green revenues
	Carbon Capture & Storage	TIER 1	EQ.03.1	Revenue generating activities related specifically to the development, processing, production and distribution of equipment for capturing carbon dioxide produced through power generation for long-term storage
Fuel Cells	Fuel Cells	TIER 2	EQ.04.0	Revenue generating activities related specifically to the development, processing, production and distribution of equipment for power generation through fuel cells, which are primary cells that consume fuel continuously and converts its chemical energy directly into electrical energy
Geothermal	Geothermal	TIER 1	EQ.05.0	Revenue generating activities related specifically to the development, processing, production and distribution of equipment and plants engaged in the supply of power generation that utilises energy produced by the internal heat of the earth, excluding small-scale heat pump systems
Hydro	Hydro (General)	TIER 2	EQ.06.0	Revenue generating activities related specifically to the development, processing, production and distribution of equipment and plants engaged in the supply of power generation that harnesses the energy produced by flowing fresh water
	Large Hydro	TIER 2	EQ.06.1	Revenue generating activities related specifically to the development, processing, production and distribution of equipment and plants engaged in the supply of power generation that harnesses the energy produced by flowing fresh water, where the power generation capacity of the system is greater than 10MW. This includes dam construction

Sector EQ Energy Equipment		Revenue generating activities from the renewable and alternative energy value chain, excluding power generation activities		
Sub sector	Micro sector	Green tier	Code	Description
	Small Hydro	TIER 1	EQ.06.2	Revenue generating activities related specifically to the development, processing, production and distribution of equipment and plants engaged in the supply of power generation that harnesses the energy produced by flowing fresh water, where the power generation capacity of the system is less than 10MW
Nuclear	Nuclear (General)	TIER 3	EQ.07.0	Revenue generating activities related specifically to the development, processing, production and distribution of equipment and plants engaged in the supply of power generation that harnesses the energy present within atomic nuclei or their components
Ocean & Tidal	Ocean & Tidal (General)	TIER 1	EQ.08.0	Revenue generating activities related specifically to the development, processing, production and distribution of equipment and plants engaged in the supply of power generation that harnesses the power of wave, tidal or other ocean and marine current forces
Solar	Solar (General)	TIER 1	EQ.09.0	Revenue generating activities related specifically to the development, processing, production and distribution of equipment and plants engaged in the supply of power generation that harnesses the power of solar radiation, such as solar photovoltaic or concentrated solar systems but excluding solar thermal heating systems
Waste to Energy	Waste to Energy (General)	TIER 1	EQ.10.0	Revenue generating activities related specifically to the development, processing, production and distribution of equipment and plants engaged in the supply of power generation that utilises the energy derived from the incineration of municipal waste, or from a fuel source derived thereof
Wind	Wind (General)	TIER 1	EQ.11.0	Revenue generating activities related specifically to the development, processing, production and distribution of equipment and plants engaged in the supply of power generation that harnesses the power of movements or currents in the air

Sector ER Environmental Resources		Revenue generating activities from production, processing and sale of key and advanced materials which specifically enable the minimisation of negative environmental impacts and improve the efficiency of natural resource use		
Sub sector	Micro sector	Green tier	Code	Description
Advanced & Light Materials	Advanced & Light Materials (General)	TIER 1	ER.01.0	Revenue generating activities related specifically to the design, development or manufacture of materials that during their manufacture or through their use allow for considerable increases in the efficiency of resource usage
Key Raw Minerals & Metals	Key Raw Minerals & Metals (General)	TIER 3	ER.02.0	Revenue generating activities related specifically to the mining, processing, handling or owning of raw materials fundamental to the transition to a green economy
	Cobalt	TIER 3	ER.02.1	Revenue generating activities related specifically to the mining, processing, handling or owning of cobalt, a key input into advanced batteries
	Lithium	TIER 3	ER.02.2	Revenue generating activities related specifically to the mining, processing, handling or owning of lithium, a key input into advanced batteries
	Platinum & Platinum-Group Metals (PGM)	TIER 3	ER.02.3	Revenue generating activities related specifically to the mining, processing, handling or owning of the Platinum Group Metals (PGMs), a key input into pollution control systems
	Rare Earths	TIER 3	ER.02.4	Revenue generating activities related specifically to the mining, processing, handling or owning of Rare Earth Metals, a key input into super-strength magnets for the renewable energy and advanced vehicles industries

Sector ER Environmental Resources		Revenue generating activities from production, processing and sale of key and advanced materials which specifically enable the minimisation of negative environmental impacts and improve the efficiency of natural resource use		
Sub sector	Micro sector	Green tier	Code	Description
	Silica	TIER 3	ER.02.5	Revenue generating activities related specifically to the mining, processing, handling or owning of silica, a key raw material for the solar photovoltaic industry
	Uranium	TIER 3	ER.02.6	Revenue generating activities related specifically to the mining, processing, handling or owning of uranium, a key raw material for the nuclear power industry
Recyclable Products & Materials	Recyclable Products & Materials (General)	TIER 1	ER.03.0	Revenue generating activities related specifically to products and materials that are explicitly designed with disassembling and repurposing abilities or that biodegrade rapidly at the end of their useful life
	Recyclable Materials	TIER 1	ER.03.1	Revenue generating activities related specifically to materials that have been created to allow for repurposing or are able to be or to biodegrade rapidly at the end of their useful life
	Recyclable & Reusable Products	TIER 1	ER.03.2	Revenue generating activities related specifically to products that have been created to allow for multiple re-use, disassembling and repurposing or are able to biodegrade rapidly at the end of their useful life

Sector ES Environmental Support Service		Revenue generating activities from environmental support services relating to consulting, investment or urban design that enable or indirectly contribute to green activities resulting in a large breadth of environmental utility		
Sub sector	Micro sector	Green tier	Code	Description
Environmental Consultancies	Environmental Consultancies (General)	TIER 2	ES.01.0	Revenue generating activities related specifically to companies that provide advice and/or support regarding environmental issues and strategies
Finance & Investment	Finance & Investment (General)	TIER 2	ES.02.0	Revenue generating activities related specifically to tradable environmentally based credits and to investment vehicles that specialise in environmental themes
	Carbon Credits trading	TIER 2	ES.02.1	Revenue generating activities related specifically to tradable environmentally based credits or certificates, such as RECs, TRCs or carbon credits
	Sustainable Investment Funds	TIER 2	ES.02.2	Revenue generating activities related specifically to investment vehicles that specialise in environmental themes
Smart City Design & Engineering	Smart City Design & Engineering (General)	TIER 2	ES.03.0	Revenue generating activities related specifically to the design, development, manufacture or installation of products and services that allow cities to use IT and communication technologies to operate at a significantly higher resource efficiency level

Sector FA Food & Agriculture		Revenue generating activities from products that improve yield, productivity and sustainability in agriculture, silviculture, aquaculture and food production or distribution, whilst minimising negative environmental impacts		
Sub sector	Micro sector	Green tier	Code	Description
Agriculture	Agriculture (General)	TIER 3	FA.01.0	Revenue generating activities specifically designed to improve yield, productivity and sustainability in agriculture, silviculture, aquaculture and food production or distribution, whilst minimising negative environmental impacts, or that help with adaptation to long term issues of climate change
	GM Agriculture	TIER 3	FA.01.1	Revenue generating activities related specifically to the design, development or manufacture of advanced seeds in which the genetic material (DNA) has been altered in a way that does not occur naturally by mating and/or natural recombination

Sector FA Food & Agriculture		Revenue generating activities from products that improve yield, productivity and sustainability in agriculture, silviculture, aquaculture and food production or distribution, whilst minimising negative environmental impacts		
Sub sector	Micro sector	Green tier	Code	Description
	Machinery	TIER 1	FA.01.2	Revenue generating activities related specifically to the design, development or manufacture of agricultural machinery that demonstrate exceptionally high levels of operational efficiencies
	Meat & Dairy Alternatives	TIER 1	FA.01.3	Revenue generating activities related specifically to the design, development or manufacture of advanced or modern foods that aim to replicate either animal meat or dairy products
	Non GM Advanced Seeds	TIER 2	FA.01.4	Revenue generating activities related specifically to the design, development or manufacture of advanced seeds in which the genetic material (DNA) has been altered in a way that occurs naturally by mating and/or natural recombination
	Organic & Low-Impact Farming	TIER 1	FA.01.5	Revenue generating activities related specifically to the food producers and distributors of food that meets national organic standards. Typically, these are those that use natural pesticides and fertilisers, no antibiotics or genetically modified ingredients, and that encourages wildlife
Aquaculture	Aquaculture (General)	TIER 3	FA.02.0	Revenue generating activities related specifically to the design, development or manufacture of fish farming equipment, or those who operate fish farms
	Aquaculture (Conventional)	TIER 3	FA.02.1	Revenue generating activities related specifically to the design, development or manufacture of standard fish farming equipment, or those who operate fish farms that do not meet feed inputs, antibiotic use and transparency levels as defined by the ASC
	Aquaculture (Sustainable)	TIER 1	FA.02.2	Revenue generating activities related specifically to the design, development or manufacture of fish farming equipment that is designed to significantly reduce the impact the industry has on the environment, or those who operate fish farms where feed inputs, antibiotic use and transparency levels are meet as defined by the ASC
Land Erosion	Land Erosion (General)	TIER 1	FA.03.0	Revenue generating activities related specifically to the design, development, manufacture or installation or application of products or services that reduce the degradation and movement of the upper layer of soil, particularly in areas exposed to natural disasters or those that have erosion-related soil quality issues
Logistics	Logistics (General)	TIER 1	FA.04.0	Revenue generating activities related specifically to the operation of efficient logistics systems and infrastructure in areas of high food waste in the transportation stage of production
Food Safety, Efficient Processing & Sustainable Packaging	Food Safety, Efficient Processing & Sustainable Packaging (General)	TIER 3	FA.05.0	Revenue generating activities related specifically to the design, development, manufacture, installation or application of products or services that raise food safety standard, test or monitor food, or packaging technologies that extend shelf life and reduce waste
	Food Safety, Efficient Processing & Sustainable Packaging (no single use plastic)	TIER 1	FA.05.1	Revenue generating activities related specifically to the design, development, manufacture, installation or application of products or services that raise food safety standard, test or monitor food, or packaging technologies that extend shelf life and reduce waste where no single-use plastic material is used in the product
	Food Safety, Efficient Processing & Sustainable Packaging (with single use plastic)	TIER 3	FA.05.2	Revenue generating activities related specifically to the design, development, manufacture, installation or application of products or services that raise food safety standard, test or monitor food, or packaging technologies that extend shelf life and reduce waste where single-use plastic material is used in the product
Sustainable Plantations	Sustainable Plantations (General)	TIER 2	FA.06.0	Revenue generating activities related specifically to the cultivation of forests and oil palms to verifiable international standards and protocols, which maintain or improve the long-term productivity of timberlands and plantations while enhancing the efficiency of input resources used

Sector FA Food & Agriculture		Revenue generating activities from products that improve yield, productivity and sustainability in agriculture, silviculture, aquaculture and food production or distribution, whilst minimising negative environmental impacts		
Sub sector	Micro sector	Green tier	Code	Description
	Sustainable Forestry	TIER 2	FA.06.1	Revenue generating activities related specifically to the cultivation of timber and lumber to verifiable international standards and protocols, which maintain or improve the long-term productivity of timberlands and plantations while enhancing the efficiency of input resources used
	Sustainable Palm Oil	TIER 2	FA.06.2	Revenue generating activities related specifically to the cultivation of oil palms to verifiable international standards and protocols, which maintain or improve the long-term productivity of plantations while enhancing the efficiency of input resources used

Sector TE Transport Equipment		Revenue generating activities from the provision of technologies, systems and services which minimise the environmental impacts and improve the efficiency of natural resource use associated with the transportation industry		
Sub sector	Micro sector	Green tier	Code	Description
Aviation	Aviation (General)	TIER 2	TE.01.0	Revenue generating activities related specifically to the design, development or manufacture of advanced aircraft, or products or services that enable advances in the environmental impact of aviation above and beyond the improvements in fuel economy typically associated with new generations of aircraft
Railways	Railways (General)	TIER 2	TE.02.0	Revenue generating activities related specifically to the design, development or manufacture of rolling stock or its key components
	Railway (Infrastructure)	TIER 1	TE.02.1	Revenue generating activities related specifically to the design, construction or management of rolling stock and rail infrastructure. Activities include locomotives, rolling stock, railway infrastructure, systems and equipment (excluding infrastructure where the primary good transported is coal)
	Trains (Electric/Magnetic)	TIER 1	TE.02.2	Revenue generating activities related specifically to the design, development or manufacture of electrical or magnetically powered rolling stock and their key components
	Trains (General)	TIER 2	TE.02.3	Revenue generating activities related specifically to the design, development or manufacture of diesel-powered rolling stock, and their key components
Road Vehicles	Road Vehicles (General)	TIER 1	TE.03.0	Revenue generating activities related specifically to the design, development or manufacture of low-impact and other advanced road vehicles and their key components
	Advanced Vehicle Batteries	TIER 1	TE.03.1	Revenue generating activities related specifically to the design, development or manufacture of advanced batteries designed for road vehicles
	Bikes and Bicycles	TIER 1	TE.03.2	Revenue generating activities related specifically to the design, development or manufacture of bicycles, and advanced electrified components
	Bus and Coach Manufacturers	TIER 1	TE.03.3	Revenue generating activities related specifically to the design, development or manufacture of buses and coaches for public transportation
	Electrified Road Vehicles & Devices (incl Hydrogen powered)	TIER 1	TE.03.4	Revenue generating activities related specifically to the design, development or manufacture of advanced road vehicles and their key components. These include hydrogen-powered, electric and hybrid vehicles, but exclude mild hybrids and gas-powered vehicles
	Energy Use Reduction Devices	TIER 1	TE.03.5	Revenue generating activities related specifically to the design, development or manufacture of road vehicle devices that lead to considerable savings in fuel economy, such as Stop-Start systems

Sector TE Transport Equipment		Revenue generating activities from the provision of technologies, systems and services which minimise the environmental impacts and improve the efficiency of natural resource use associated with the transportation industry		
Sub sector	Micro sector	Green tier	Code	Description
Shipping	Shipping (General)	TIER 2	TE.04.0	Revenue generating activities related specifically to the design, development or manufacture of advanced ships and components that lead to considerable savings in fuel economy. This does not include shipping operators

Sector TS Transport Solutions		Revenue generating activities from the operation of transportation solutions and services which minimise the environmental impacts and improve the efficiency of natural resource use associated with the transportation industry		
Sub sector	Micro sector	Green tier	Code	Description
Railways Operator	Railways Operator (General)	TIER 2	TS.01.0	Revenue generating activities related specifically to the operation of rolling stock networks
	General Railways	TIER 2	TS.01.1	Revenue generating activities related specifically to the operation of diesel-powered public transportation and railway freight networks (excluding those where the primary good transported is coal)
	Electrified Railways	TIER 1	TS.01.2	Revenue generating activities related specifically to the operation of electrified public transportation and railway freight networks (excluding those where the primary good transported is coal)
Road Vehicles	Road Vehicles (General)	TIER 3	TS.02.0	Revenue generating activities related specifically to the operation of sustainable road transportation services
	Bike Sharing	TIER 1	TS.02.1	Revenue generating activities related specifically to the operation of city cycle hire schemes and other similar ultra-short-term individual transport vehicle schemes
	Bus and Coach operators	TIER 3	TS.02.2	Revenue generating activities related specifically to the operation of bus and coach fleets
	Car Clubs	TIER 2	TS.02.3	Revenue generating activities related specifically to the operation or management of fleets of self-drive road vehicles (typically in urban or residential locations) which members may rent, usually on an hourly or per minute basis
	Ride Hailing	TIER 2	TS.02.4	Revenue generating activities related specifically to the operation of pre-booked taxi fleets, particularly those that offer ride-sharing services
Video Conferencing	Video Conferencing (General)	TIER 2	TS.03.0	Revenue generating activities related specifically to the design, development, manufacture of video-based teleconference facilities designed for business purposes that allow participants to see as well as hear one another

Sector WI Water Infrastructure & Technology		Revenue generating activities from technologies, infrastructure, products and services for the supply, management and treatment of water		
Sub sector	Micro sector	Green tier	Code	Description
Advanced Irrigation Systems & Devices	Advanced Irrigation Systems & Devices (General)	TIER 1	WI.01.0	Revenue generating activities related specifically to the design, development, manufacture or installation of equipment that enables water to be applied efficiently in agricultural contexts
Desalination	Desalination (General)	TIER 1	WI.02.0	Revenue generating activities related specifically to the design, development, manufacture, operation or installation of facilities that remove salt from marine and other saline waters for subsequent industrial, agricultural or residential use
Flood Control	Flood Control (General)	TIER 2	WI.03.0	Revenue generating activities related specifically to the design, development, manufacture, operation or installation of products and services that prevent or reduce the impact of flood waters

Sector WI Water Infrastructure & Technology		Revenue generating activities from technologies, infrastructure, products and services for the supply, management and treatment of water		
Sub sector	Micro sector	Green tier	Code	Description
Meteorological Solutions	Meteorological Solutions (General)	TIER 1	WI.04.0	Revenue generating activities related specifically to the design, development, manufacture, operation or installation of products and services that enable accurate weather forecasting and climate predictions
Natural Disaster Response	Natural Disaster Response (General)	TIER 2	WI.05.0	Revenue generating activities related specifically to the design, development, manufacture, operation or installation of products and services that help reduce the adverse impact on human life and property in the event of a natural disaster
Water Infrastructure	Water Infrastructure (General)	TIER 1	WI.06.0	Revenue generating activities related specifically to the design, development, manufacture, operation or installation of products and services that enhance water infrastructure systems. This includes specialty pipes, pumps, valves, actuators, hydrants and meters activities and the development and construction of water infrastructure
Water Treatment	Water Treatment (General)	TIER 2	WI.07.0	Revenue generating activities related specifically to the design, development, manufacture or installation of technologies or facilities for the separation and purification of water to meet environmental standards. This includes membranes, ultra-violet, desalination, filtration, ion exchange, biological treatment, chemical and environmental treatment
	Water Treatment Chemicals	TIER 2	WI.07.1	Revenue generating activities related specifically to the design, development, manufacture or installation of chemicals produced for the separation and purification of water to meet environmental standards
	Water Treatment Equipment	TIER 1	WI.07.2	Revenue generating activities related specifically to the design, development, manufacture or installation of equipment used for the separation and purification of water to meet environmental standards. This does not include any chemicals
Water Utilities	Water Utilities (General)	TIER 2	WI.08.0	Revenue generating activities related specifically to the operation of water treatment and supply infrastructure, providing potable water or wastewater and sewage services

Sector WP Waste & Pollution Control		Revenue generating activities from products and services which reduce, monitor, or prevent the contamination of air, water and soil to address global, regional and local environmental issue and technologies, systems and services for waste management, reuse and recycling		
Sub sector	Micro sector	Green tier	Code	Description
Cleaner Power	Cleaner Power (General)	TIER 2	WP.01.0	Revenue generating activities related specifically to facilitating the substitution of more polluting fuels by cleaner burning fuels in areas of chronic air pollution, in particular relating to the powering of industry
Decontamination Services & Devices	Decontamination Services & Devices (General)	TIER 1	WP.02.0	Revenue generating activities related specifically to the design, development, manufacture, installation or operation of equipment and services for the clean-up of air, soil or water pollution
	Air Decontamination Services & Devices	TIER 1	WP.02.1	Revenue generating activities related specifically to the design, development, manufacture, installation or operation of equipment and services for the clean-up of air pollution
	Land & Soil Decontamination Services & Devices	TIER 1	WP.02.2	Revenue generating activities related specifically to the design, development, manufacture, installation or operation of equipment and services for reduction, prevention or clean-up of land & soil pollution
	Sea & Water Decontamination Services & Devices	TIER 1	WP.02.3	Revenue generating activities related specifically to the design, development, manufacture, installation or operation of equipment and services for reduction, prevention or clean-up of marine, river and other water table pollution

Sector WP Waste & Pollution Control		Revenue generating activities from products and services which reduce, monitor, or prevent the contamination of air, water and soil to address global, regional and local environmental issue and technologies, systems and services for waste management, reuse and recycling		
Sub sector	Micro sector	Green tier	Code	Description
Environmental Testing & Gas Sensing	Environmental Testing & Gas Sensing (General)	TIER 2	WP.03.0	Revenue generating activities related specifically to the design, development, manufacture, installation or operation of equipment and services for environmental analysis, monitoring and modelling, auditing, site evaluation and environmental impact assessments
Particles & Emission Reduction Devices	Particles & Emission Reduction Devices (General)	TIER 1	WP.04.0	Revenue generating activities related specifically to the design, development, manufacture, installation or operation of equipment and services for the clean-up of air pollution. Principal areas are the industrial and power generation sectors (such as smoke stack scrubbing technologies), and the transportation sector (such as particulate filters and catalytic converters)
	Industrial Pollution Reduction	TIER 1	WP.04.1	Revenue generating activities related specifically to the design, development, manufacture, installation or operation of equipment and services for the prevention of air pollution associated to the industrial and power generation sectors (such as smoke stack scrubbing technologies)
	Transport Pollution Reduction	TIER 1	WP.04.2	Revenue generating activities related specifically to the design, development, manufacture, installation or operation of equipment and services for the prevention of air pollution associated to the transportation sector (such as particulate filters and catalytic converters)
Recycling Equipment	Recycling Equipment (General)	TIER 1	WP.05.0	Revenue generating activities related specifically to the design, development, manufacture, installation or operation of equipment for the return of materials to a previous stage of a cyclic process
Recycling Services	Recycling Services (General)	TIER 1	WP.06.0	Revenue generating activities related specifically to the design, development, manufacture, installation or operation of services for the return of materials to a previous stage of a cyclic process
Waste Management	Waste Management (General)	TIER 2	WP.07.0	Revenue generating activities related specifically to the design, development, manufacture, installation or operation of equipment and services for the collection, management and treatment of waste
	Hazardous Waste Management	TIER 1	WP.07.1	Revenue generating activities related specifically to the design, development, manufacture, installation or operation of equipment and services for the processing and treatment of hazardous waste such as clinical waste, batteries, end of life vehicles, electronic equipment (e-waste) and radioactive waste
	Organic Waste Process	TIER 1	WP.07.2	Revenue generating activities related specifically to the design, development, manufacture, installation or operation of equipment and services for the processing and treatment of animal and plant-based waste
	General Waste Management	TIER 2	WP.07.3	Revenue generating activities related specifically to the design, development, manufacture, installation or operation of equipment and services for general municipal and commercial waste management operations, typically including collection, processing and disposal (including landfill and incineration)

For more information about our indices, please visit ftserussell.com.

Disclaimer

© 2021 London Stock Exchange Group plc and its applicable group undertakings (the "LSE Group"). The LSE Group includes (1) FTSE International Limited ("FTSE"), (2) Frank Russell Company ("Russell"), (3) FTSE Global Debt Capital Markets Inc. and FTSE Global Debt Capital Markets Limited (together, "FTSE Canada"), (4) MTSNext Limited ("MTSNext"), (5) Mergent, Inc. ("Mergent"), (6) FTSE Fixed Income LLC ("FTSE FI"), (7) The Yield Book Inc ("YB") and (8) Beyond Ratings S.A.S. ("BR"). All rights reserved.

FTSE Russell® is a trading name of FTSE, Russell, FTSE Canada, MTSNext, Mergent, FTSE FI, YB and BR. "FTSE", "Russell", "FTSE Russell", "MTS", "FTSE4Good", "ICB", "Mergent", "The Yield Book", "Beyond Ratings" and all other trademarks and service marks used herein (whether registered or unregistered) are trademarks and/or service marks owned or licensed by the applicable member of the LSE Group or their respective licensors and are owned, or used under licence, by FTSE, Russell, MTSNext, FTSE Canada, Mergent, FTSE FI, YB or BR. FTSE International Limited is authorised and regulated by the Financial Conduct Authority as a benchmark administrator.

All information is provided for information purposes only. All information and data contained in this publication is obtained by the LSE Group, from sources believed by it to be accurate and reliable. Because of the possibility of human and mechanical error as well as other factors, however, such information and data is provided "as is" without warranty of any kind. No member of the LSE Group nor their respective directors, officers, employees, partners or licensors make any claim, prediction, warranty or representation whatsoever, expressly or impliedly, either as to the accuracy, timeliness, completeness, merchantability of any information or of results to be obtained from the use of the FTSE Russell products, including but not limited to indices, data and analytics or the fitness or suitability of the FTSE Russell products for any particular purpose to which they might be put. Any representation of historical data accessible through FTSE Russell products is provided for information purposes only and is not a reliable indicator of future performance.

No responsibility or liability can be accepted by any member of the LSE Group nor their respective directors, officers, employees, partners or licensors for (a) any loss or damage in whole or in part caused by, resulting from, or relating to any error (negligent or otherwise) or other circumstance involved in procuring, collecting, compiling, interpreting, analysing, editing, transcribing, transmitting, communicating or delivering any such information or data or from use of this document or links to this document or (b) any direct, indirect, special, consequential or incidental damages whatsoever, even if any member of the LSE Group is advised in advance of the possibility of such damages, resulting from the use of, or inability to use, such information.

No member of the LSE Group nor their respective directors, officers, employees, partners or licensors provide investment advice and nothing contained herein or accessible through FTSE Russell products, including statistical data and industry reports, should be taken as constituting financial or investment advice or a financial promotion.

The information contained in this report should not be considered "research" as defined in recital 28 of the Commission Delegated Directive (EU) 2017/593 of 7 April 2016 supplementing Directive 2014/65/EU of the European Parliament and of the Council ("MiFID II") and is provided for no fee.

Past performance is no guarantee of future results. Charts and graphs are provided for illustrative purposes only. Index returns shown may not represent the results of the actual trading of investable assets. Certain returns shown may reflect back-tested performance. All performance presented prior to the index inception date is back-tested performance. Back-tested performance is not actual performance, but is hypothetical. The back-test calculations are based on the same methodology that was in effect when the index was officially launched. However, back-tested data may reflect the application of the index methodology with the benefit of hindsight, and the historic calculations of an index may change from month to month based on revisions to the underlying economic data used in the calculation of the index.

This document may contain forward-looking assessments. These are based upon a number of assumptions concerning future conditions that ultimately may prove to be inaccurate. Such forward-looking assessments are subject to risks and uncertainties and may be affected by various factors that may cause actual results to differ materially. No member of the LSE Group nor their licensors assume any duty to and do not undertake to update forward-looking assessments.

No part of this information may be reproduced, stored in a retrieval system or transmitted in any form or by any means, electronic, mechanical, photocopying, recording or otherwise, without prior written permission of the applicable member of the LSE Group. Use and distribution of the LSE Group data requires a licence from FTSE, Russell, FTSE Canada, MTSNext, Mergent, FTSE FI, YB, BR and/or their respective licensors.

About FTSE Russell

FTSE Russell is a leading global index provider creating and managing a wide range of indices, data and analytic solutions to meet client needs across asset classes, style and strategies. Covering 98% of the investable market, FTSE Russell indices offer a true picture of global markets, combined with the specialist knowledge gained from developing local benchmarks around the world.

FTSE Russell index expertise and products are used extensively by institutional and retail investors globally. For over 30 years, leading asset owners, asset managers, ETF providers and investment banks have chosen FTSE Russell indices to benchmark their investment performance and create investment funds, ETFs, structured products and index-based derivatives. FTSE Russell indices also provide clients with tools for asset allocation, investment strategy analysis and risk management.

A core set of universal principles guides FTSE Russell index design and management: a transparent rules-based methodology is informed by independent committees of leading market participants. FTSE Russell is focused on index innovation and customer partnership applying the highest industry standards and embracing the IOSCO Principles. FTSE Russell is wholly owned by London Stock Exchange Group.

For more information, visit ftserussell.com.

To learn more, visit ftserussell.com; email info@ftserussell.com; or call your regional Client Service team office:

EMEA +44 (0) 20 7866 1810

North America +1 877 503 6437

Asia-Pacific

Hong Kong +852 2164 3333

Tokyo +81 3 4563 6346

Sydney +61 (0) 2 8823 3521



**FTSE
RUSSELL**
An LSEG Business