


## PRODUCT HIGHLIGHTS

# Russell US Indexes Ecosystem



### A complete US market view

The Russell US Indexes, from mega cap to microcap, serve as leading benchmarks for institutional investors.

The modular index construction allows investors to track current and historical market performance by specific market segment (large/mid/small cap), or investment style (growth/value/defensive/dynamic). All sub-indexes roll up to the Russell 3000® Index.

### We lead with style

In 1987, based on research showing that major investing styles move in and out of favor over time, Russell developed separate benchmarks for tracking growth and value stocks. This innovation has now become industry standard. Today, FTSE Russell is a leading provider of comprehensive institutional equity style indexes. We provide both growth and value indexes and defensive and dynamic indexes.

### Leading Methodology

Established in 1984, the Russell 3000® Index was the first of its kind to provide institutional investors with a modular framework which segments large cap and small cap into the Russell 1000® and Russell 2000® Indexes.

# 1,000 + 2,000 = 3,000

### It's really that simple

The Russell US Indexes—based on the broad-market Russell 3000® Index—includes two well-known subsets: the large cap Russell 1000® Index and the small-cap Russell 2000® Index.


**The Russell 1000® Index**—The largest 1,000 stocks by market cap, the index comprehensively covers the large cap opportunity set.

**The Russell 2000® Index**—The next 2,000 largest stocks by market cap, the index comprehensively covers the small cap opportunity set.

**The Russell 3000® Index**—This broad cap index of the top 3,000 US stocks by market cap covers ~97% of the US equity investable universe.

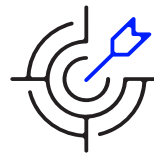
### A trusted partner

Approximately \$12.2 trillion assets track the Russell US Indexes<sup>1</sup>, which provide comprehensive representation of the US equity market and its size and style segments.



#### Relevant

The indexes are based on the most relevant data, calculated using the most robust methodology and delivered according to your requirements.



#### Accurate

The indexes are designed and maintained by experienced professionals with deep industry knowledge.



#### Reliable

The indexes combine academic rigor with practical relevance so that you can use them with confidence to inform your investment decisions, and as a foundation for your index-related investment products.

<sup>1</sup> Data as of June 30, 2025 as reported on November 15, 2025 by eVestment for active institutional funds, Morningstar for active retail mutual funds, insurance products, and ETFs, and passive assets directly collected by FTSE Russell. AUM includes blended benchmarks and excludes futures and options. AUM data does not include active and passive assets not reported to a 3rd party source or FTSE Russell. For funds where the AUM was not reported as of June 30, 2025, the previous period AUM was used as an estimate. No assurances are given by FTSE Russell as to the accuracy of the data.

## Russell Indexes: Framework for US Equity building blocks

The Russell US Indexes suite offers a comprehensive modular framework for clients and partners that represents the US investable opportunity set. The ecosystem covers different company sizes and segments of the US market, in a range of different currencies, styles and market capitalizations. A snapshot of this offering is detailed below.

<b>Size</b>	Russell 1000® (Large Cap)	Russell 2000® (Small Cap)	Russell 3000® (All Cap)	Russell Microcap®	Russell 3000E™ (Total Cap)	Russell Top 200®	Russell Midcap®	Russell 2500™	Russell Top 500
<b>Style</b>	Growth	Value	Defensive	Dynamic					
<b>Sector and Themes</b>	ICB	TRBC	Exclusions	Select	Thematic	Real Assets			
<b>Screens</b>	Earnings Leaders	Cash Flow Focus	Dividends and Yields	Ideal Ratings Islamic	ESG and Climate	Smart Sustainability			
<b>Coverage</b>	Completion	Target Sampling	Exclusion	Custom					
<b>Construction</b>	Factor	Shareholder Yield Growers	Risk-based						
<b>Alternative Weighting</b>	Equally weighted	Fundamentally weighted	Target Diversification	Capped					
<b>Geography</b>	US States	Developed World ex US	Emerging	Global	Country				
<b>Fixed income</b>	Credit quality	Duration	Issuer type	Currency					
<b>Derivatives and Overlays</b>	Futures	Options	Covered Calls	Decrement	Volatility Controlled				
<b>Multi-asset</b>	Ultra Cap	Target Date	Composites						

Source: FTSE Russell, May 2026

---

## About FTSE Russell

FTSE Russell is a leading global provider of index and benchmark solutions, spanning diverse asset classes and investment objectives. As a trusted investment partner we help investors make better-informed investment decisions, manage risk, and seize opportunities.

Market participants look to us for our expertise in developing and managing global index solutions across asset classes. Asset owners, asset managers, ETF providers and investment banks choose FTSE Russell solutions to benchmark their investment performance and create investment funds, ETFs, structured products, and index-based derivatives. Our clients use our solutions for asset allocation, investment strategy analysis and risk management, and value us for our robust governance process and operational integrity.

For over 35 years we have been at the forefront of driving change for the investor, always innovating to shape the next generation of benchmarks and investment solutions that open up new opportunities for the global investment community.

## Contact us

To learn more, visit [lseg.com/ftse-russell](https://lseg.com/ftse-russell); email [info@ftserussell.com](mailto:info@ftserussell.com); or call your regional Client Service team office:

<b>EMEA</b> +44 (0) 20 7866 1810	<b>Asia-Pacific</b>
<b>North America</b> +1 877 503 6437	<b>Hong Kong</b> +852 2164 3333
	<b>Tokyo</b> +81 (3) 6441 1430
	<b>Sydney</b> +61 (0)2 7228 5659

## Disclaimer

© 2026 London Stock Exchange Group plc and its applicable group undertakings ("LSEG"). LSEG includes (1) FTSE International Limited ("FTSE"), (2) Frank Russell Company ("Russell"), (3) FTSE Global Debt Capital Markets Inc. "FTSE Canada", (4) FTSE Fixed Income LLC ("FTSE FI"), (5) FTSE (Beijing) Consulting Limited ("WOFE"), FTSE EU SAS ("FTSE EU"). All rights reserved.

FTSE Russell® is a trading name of FTSE, Russell, FTSE Canada, FTSE FI, WOFE, FTSE EU and other LSEG entities providing LSEG Benchmark and Index services. "FTSE®", "Russell®", "FTSE Russell®", "FTSE4Good®", "ICB®", "Refinitiv", "WMM™", "FR™" and all other trademarks and service marks used herein (whether registered or unregistered) are trademarks and/or service marks owned or licensed by the applicable member of LSEG or their respective licensors.

FTSE International Limited is authorised as a Benchmark Administrator and regulated in the United Kingdom (UK) by the Financial Conduct Authority ("FCA") according to the UK Benchmark Regulation, FCA Reference Number 796803. FTSE EU SAS is authorised as Benchmark Administrator and regulated in the European Union (EU) by the Autorité des Marchés Financiers ("AMF") according to the EU Benchmark Regulation.

All information is provided for information purposes only. All information and data contained in this publication is obtained by LSEG, from sources believed by it to be accurate and reliable. Because of the possibility of human and mechanical inaccuracy as well as other factors, however, such information and data is provided "as is" without warranty of any kind. No member of LSEG nor their respective directors, officers, employees, partners or licensors make any claim, prediction, warranty or representation whatsoever, expressly or impliedly, either as to the accuracy, timeliness, completeness, merchantability of any information or LSEG Products, or of results to be obtained from the use of LSEG products, including but not limited to indices, rates, data and analytics, or the fitness or suitability of the LSEG products for any particular purpose to which they might be put. The user of the information assumes the entire risk of any use it may make or permit to be made of the information.

No responsibility or liability can be accepted by any member of LSEG nor their respective directors, officers, employees, partners or licensors for (a) any loss or damage in whole or in part caused by, resulting from, or relating to any inaccuracy (negligent or otherwise) or other circumstance involved in procuring, collecting, compiling, interpreting, analysing, editing, transcribing, transmitting, communicating or delivering any such information or data or from use of this document or links to this document or (b) any direct, indirect, special, consequential or incidental damages whatsoever, even if any member of LSEG is advised in advance of the possibility of such damages, resulting from the use of, or inability to use, such information.

No member of LSEG nor their respective directors, officers, employees, partners or licensors provide investment advice and nothing in this document should be taken as constituting financial or investment advice. No member of LSEG nor their respective directors, officers, employees, partners or licensors make any representation regarding the advisability of investing in any asset or whether such investment creates any legal or compliance risks for the investor. A decision to invest in any such asset should not be made in reliance on any information herein. Indices and rates cannot be invested in directly. Inclusion of an asset in an index or rate is not a recommendation to buy, sell or hold that asset nor confirmation that any particular investor may lawfully buy, sell or hold the asset or an index or rate containing the asset. The general information contained in this publication should not be acted upon without obtaining specific legal, tax, and investment advice from a licensed professional.

Past performance is no guarantee of future results. Charts and graphs are provided for illustrative purposes only. Index and/or rate returns shown may not represent the results of the actual trading of investable assets. Certain returns shown may reflect back-tested performance. All performance presented prior to the index or rate inception date is back-tested performance. Back-tested performance is not actual performance, but is hypothetical. The back-test calculations are based on the same methodology that was in effect when the index or rate was officially launched. However, back-tested data may reflect the application of the index or rate methodology with the benefit of hindsight, and the historic calculations of an index or rate may change from month to month based on revisions to the underlying economic data used in the calculation of the index or rate.

This document may contain forward-looking assessments. These are based upon a number of assumptions concerning future conditions that ultimately may prove to be inaccurate. Such forward-looking assessments are subject to risks and uncertainties and may be affected by various factors that may cause actual results to differ materially. No member of LSEG nor their licensors assume any duty to and do not undertake to update forward-looking assessments.

No part of this information may be reproduced, stored in a retrieval system or transmitted in any form or by any means, electronic, mechanical, photocopying, recording or otherwise, without prior written permission of the applicable member of LSEG. Use and distribution of LSEG data requires a licence from LSEG and/or its licensors.