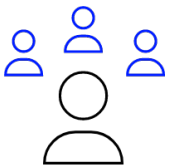


## PRODUCT HIGHLIGHTS

# FTSE GEIS Monitor List (GML)

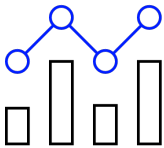
### A Comprehensive View of the Global Equity Universe

The FTSE GEIS Monitor List (GML) is a transparent, comprehensive, and timely data source consisting of underlying attribute data for listed equities across 49 developed and emerging markets.



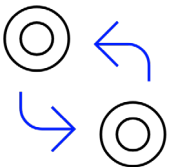
#### Practical client analysis ahead of the upcoming rebalance

The FTSE GEIS Monitor List provides the same underlying dataset the FTSE Russell Index Review Teams uses to rebalance the FTSE Global Equity Index Series. GML aims to support client analysis in preparation for the upcoming rebalance while reducing the manual effort required to pull together a high-quality security universe in advance of the review.



#### Comprehensive list of Global Equities

The FTSE GEIS Monitor List aims to help investors better understand the underlying equity universe used to construct the FTSE Global Equity Index series. The product includes all global equities listed on GEIS-eligible markets and exchanges. This coverage spans across 49 developed and emerging markets.



#### Relevant and Timely data source

The FTSE GEIS Monitor List includes attribute data such as nationality, shares outstanding, free float, foreign ownership limits and total company market caps. Having direct access to the underlying attribute data reduces the reliance on third-party data sets, manual mapping and validation, and interpretations of index rules.

While the product seeks to provide subscribing customers with a more complete picture of the underlying dataset, FTSE GML will not confirm final membership or index data as of the review effective date. FTSE GEIS membership changes will be confirmed through the FTSE GEIS indicative review files published on announcement date.

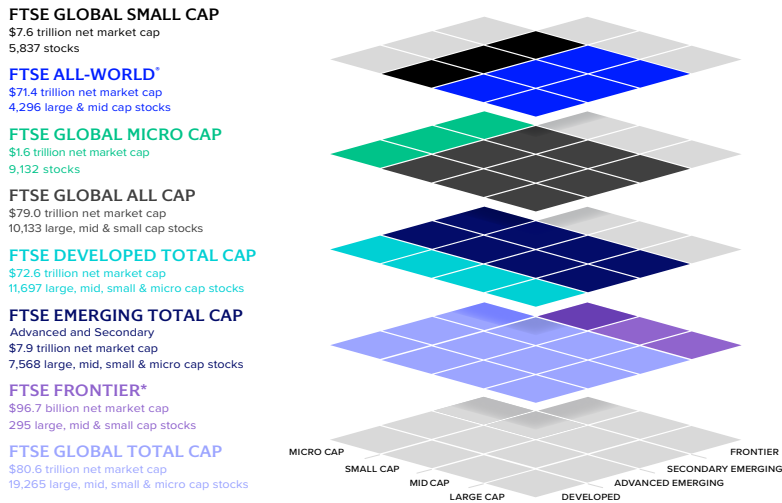


**FTSE  
RUSSELL**  
An LSEG Business

## FTSE GEIS coverage and modularity

### GML Universe Coverage:

GML includes all securities within the FTSE Russell equity universe, including all GEIS eligible classes of securities across 49 developed and emerging markets. In total, the eligible universe covers approximately 34,000 global equities, of which ~20,000 are current members of FTSE Global Total Cap (large, mid, small, micro).



Source: FTSE Russell, data as of March 18, 2024 market open.

\* The FTSE Frontier Index Series is maintained separately from FTSE GEIS.

### Included Data Fields:

- Market identifiers\*
- Exchange Code
- Nationality
- FTSE Russell Country Classification
- Multiple Line identification
- Security Price
- Shares in Issue
- Security Free Float (Domestic and Global)
- Foreign Ownership Limit
- Security Market Caps (before and after investability weight)
- Company Market Caps (before and after investability weight)

### FTSE Global Equity Index Series

FTSE GEIS provides a robust global equity index framework with the versatility to tailor to your investment view. The series includes ~20,000 large, mid, small and micro-cap securities across 49 developed and emerging markets globally with a wide range of modular indices available to target specific markets and market segments.

FTSE GEIS is constructed through a transparent, rules-based methodology that includes the versatility required to meet diverse investor needs. With \$2.2 trillion<sup>1</sup> in assets under management tracking the series, FTSE GEIS is adopted as a global benchmark for both active and passive managers.

\* A file containing SEDOL, CUSIP and ISIN will be available to clients licensed to these identifiers

<sup>1</sup> Source: Data as at the end of December 2023 by eVestment for institutional assets, Morningstar for retail mutual funds, insurance products, and ETFs, and additional passive assets directly collected by FTSE Russell. AUM data includes blended benchmarks and excludes futures and options. Passive assets directly collected by FTSE Russell have been removed from third party sources to prevent double counting. No assurances are given by FTSE Russell as to the accuracy of the data.

---

## About FTSE Russell

FTSE Russell is a leading global provider of index and benchmark solutions, spanning diverse asset classes and investment objectives. As a trusted investment partner we help investors make better-informed investment decisions, manage risk, and seize opportunities.

Market participants look to us for our expertise in developing and managing global index solutions across asset classes. Asset owners, asset managers, ETF providers and investment banks choose FTSE Russell solutions to benchmark their investment performance and create investment funds, ETFs, structured products, and index-based derivatives. Our clients use our solutions for asset allocation, investment strategy analysis and risk management, and value us for our robust governance process and operational integrity.

For over 35 years we have been at the forefront of driving change for the investor, always innovating to shape the next generation of benchmarks and investment solutions that open up new opportunities for the global investment community.

## Contact Us

To learn more, visit [lseg.com/ftse-russell](https://lseg.com/ftse-russell); email [info@ftserussell.com](mailto:info@ftserussell.com); or call your regional Client Service team office:

**EMEA** +44 (0) 20 7866 1810

**Asia-Pacific**

**North America** +1 877 503 6437

**Hong Kong** +852 2164 3333

**Tokyo** +81 (3) 6441 1430

**Sydney** +61 (0)2 7228 5659

## Disclaimer

© 2024 London Stock Exchange Group plc and its applicable group undertakings ("LSEG"). LSEG includes (1) FTSE International Limited ("FTSE"), (2) Frank Russell Company ("Russell"), (3) FTSE Global Debt Capital Markets Inc. and FTSE Global Debt Capital Markets Limited (together, "FTSE Canada"), (4) FTSE Fixed Income Europe Limited ("FTSE FI Europe"), (5) FTSE Fixed Income LLC ("FTSE FI"), (6) FTSE (Beijing) Consulting Limited ("WOFE") (7) Refinitiv Benchmark Services (UK) Limited ("RBSL"), (8) Refinitiv Limited ("RL") and (9) Beyond Ratings S.A.S. ("BR"). All rights reserved.

FTSE Russell® is a trading name of FTSE, Russell, FTSE Canada, FTSE FI, FTSE FI Europe, WOFE, RBSL, RL, and BR. "FTSE®", "Russell®", "FTSE Russell®", "FTSE4Good®", "ICB®", "Refinitiv", "Beyond Ratings®", "WMM™", "FR™" and all other trademarks and service marks used herein (whether registered or unregistered) are trademarks and/or service marks owned or licensed by the applicable member of LSEG or their respective licensors and are owned, or used under licence, by FTSE, Russell, FTSE Canada, FTSE FI, FTSE FI Europe, WOFE, RBSL, RL or BR. FTSE International Limited is authorised and regulated by the Financial Conduct Authority as a benchmark administrator. Refinitiv Benchmark Services (UK) Limited is authorised and regulated by the Financial Conduct Authority as a benchmark administrator.

All information is provided for information purposes only. All information and data contained in this publication is obtained by LSEG, from sources believed by it to be accurate and reliable. Because of the possibility of human and mechanical inaccuracy as well as other factors, however, such information and data is provided "as is" without warranty of any kind. No member of LSEG nor their respective directors, officers, employees, partners or licensors make any claim, prediction, warranty or representation whatsoever, expressly or impliedly, either as to the accuracy, timeliness, completeness, merchantability of any information or LSEG Products, or of results to be obtained from the use of LSEG products, including but not limited to indices, rates, data and analytics, or the fitness or suitability of the LSEG products for any particular purpose to which they might be put. The user of the information assumes the entire risk of any use it may make or permit to be made of the information.

No responsibility or liability can be accepted by any member of LSEG nor their respective directors, officers, employees, partners or licensors for (a) any loss or damage in whole or in part caused by, resulting from, or relating to any inaccuracy (negligent or otherwise) or other circumstance involved in procuring, collecting, compiling, interpreting, analysing, editing, transcribing, transmitting, communicating or delivering any such information or data or from use of this document or links to this document or (b) any direct, indirect, special, consequential or incidental damages whatsoever, even if any member of LSEG is advised in advance of the possibility of such damages, resulting from the use of, or inability to use, such information.

No member of LSEG nor their respective directors, officers, employees, partners or licensors provide investment advice and nothing in this document should be taken as constituting financial or investment advice. No member of LSEG nor their respective directors, officers, employees, partners or licensors make any representation regarding the advisability of investing in any asset or whether such investment creates any legal or compliance risks for the investor. A decision to invest in any such asset should not be made in reliance on any information herein. Indices and rates cannot be invested in directly. Inclusion of an asset in an index or rate is not a recommendation to buy, sell or hold that asset nor confirmation that any particular investor may lawfully buy, sell or hold the asset or an index or rate containing the asset. The general information contained in this publication should not be acted upon without obtaining specific legal, tax, and investment advice from a licensed professional.

Past performance is no guarantee of future results. Charts and graphs are provided for illustrative purposes only. Index and/or rate returns shown may not represent the results of the actual trading of investable assets. Certain returns shown may reflect back-tested performance. All performance presented prior to the index or rate inception date is back-tested performance. Back-tested performance is not actual performance, but is hypothetical. The back-test calculations are based on the same methodology that was in effect when the index or rate was officially launched. However, back-tested data may reflect the application of the index or rate methodology with the benefit of hindsight, and the historic calculations of an index or rate may change from month to month based on revisions to the underlying economic data used in the calculation of the index or rate.

This document may contain forward-looking assessments. These are based upon a number of assumptions concerning future conditions that ultimately may prove to be inaccurate. Such forward-looking assessments are subject to risks and uncertainties and may be affected by various factors that may cause actual results to differ materially. No member of LSEG nor their licensors assume any duty to and do not undertake to update forward-looking assessments.

No part of this information may be reproduced, stored in a retrieval system or transmitted in any form or by any means, electronic, mechanical, photocopying, recording or otherwise, without prior written permission of the applicable member of LSEG. Use and distribution of LSEG data requires a licence from LSEG and/or its licensors.



**FTSE  
RUSSELL**  
An LSEG Business