

# LSEG Workspace | Office

## Add-in Comparison

Access to LSEG® data and tools is provided through separately installed add-ins. Each add-in provides an additional menu ribbon in Microsoft® Office apps.

This document provides an overview and comparison of the add-in capabilities.

## Add-in ribbons

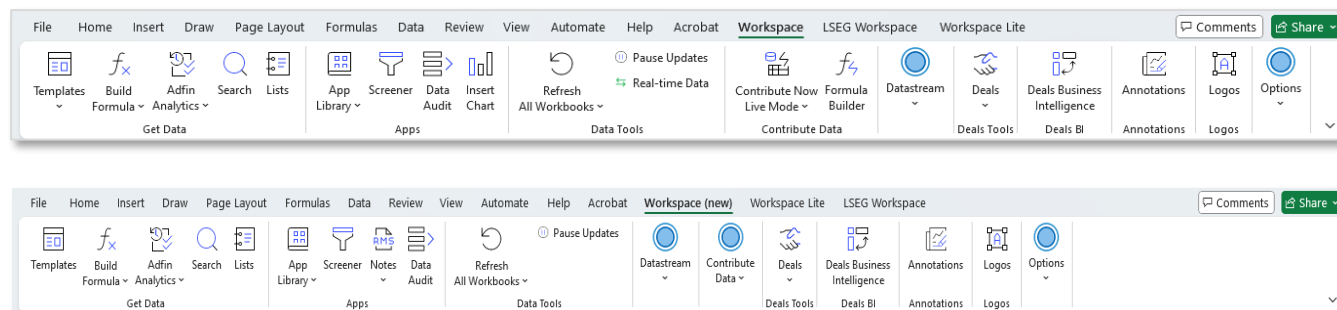
Access to LSEG® data and tools is provided through either of the following separately installed add-ins. These tools provide an additional menu ribbon in certain Microsoft® Office apps.

### Desktop add-ins

**Workspace / Workspace (new):** These add-ins – which are installed with the Workspace Desktop or Workspace for OpenFin, respectively – have a comprehensive set of capabilities and are recommended for most users.

These add-ins are primarily targeted at users who:

- Work in investment banking, finance, or wealth management and need comprehensive analysis across multiple content sets, such as deals, bonds, equity, loans, and public and private companies.
- Want to build complex calculations, using Formula Builder for advanced modelling.
- Need to track and manage portfolios with the full audit capability of drilling down to the source data.
- Rely on Deals BI for transaction insights or RMS for risk management.
- Prefer RDP/TR syntax for precise data queries.
- Value features such as Annotations and Logos for branding and clarity in reports.



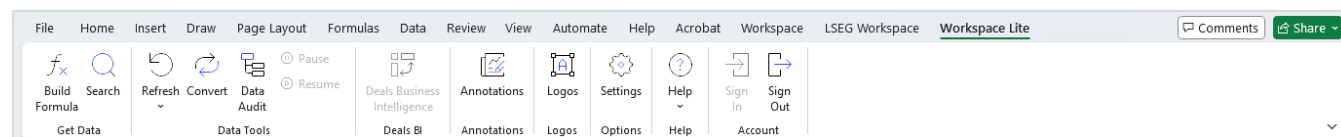
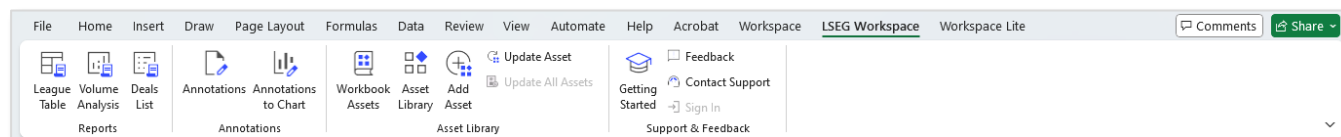
## Web add-ins

**LSEG Workspace:** This add-in is made available through Microsoft AppSource and is targeted at users who:

- Need to quickly pull deals or public company data into Excel, including financials and estimates.
- Want to convert a simple cell entry into a rich data type, with linked properties for faster analysis.
- Aim to amplify productivity by:
  - Annotating charts with events or news for better storytelling.
  - Improving team collaboration using the Asset Library to manage and share assets across Excel and PowerPoint.
- Prefer LSEG custom syntax for streamlined workflows.
- Use Chart Builder and conversion tools to create visual insights without leaving Excel.

**Workspace Lite:** This add-in is also made available through AppSource and is targeted at users who:

- Need a simplified version of Workspace for quick lookups and basic workflows.
- Do not require advanced features, such as Deals BI, RMS, Audit, or Screener.
- Want a lighter tool for straightforward data access without the complexity of full-scale analysis.















## Feature comparison

The table below illustrates the functions that can be found in each of the Workspace add-ins for Microsoft Office and highlights the apps in which the function can be found. For each Office app, the table indicates whether the option is available in the desktop (D) and Web (W) versions of the app.

Function	Add-in Source	Workspace			Workspace (new)			LSEG Workspace			Workspace Lite		
		Desktop installation			OpenFin installation			AppSource			AppSource		
	Ribbon menu	X	P	W	X	P	W	X	P	W	X	P	W
Add Asset	Asset Library	-	-	-	-	-	-	D W	D W <sup>1</sup>	-	-	-	-
Add Image	Asset Library	-	-	-	-	-	-	-	D W	-	-	-	-

<sup>1</sup> For PowerPoint desktop and Web apps, named **Add Slide**.

Function	Add-in Source	Workspace			Workspace (new)			LSEG Workspace			Workspace Lite		
		Desktop installation			OpenFin installation			AppSource			AppSource		
													
Add-in Version	Options / Settings	D	D	D	D	D	D	-	-	-	D W	D W	-
Adfin Analytics	Get Data	D	-	-	D	-	-	-	-	-	-	-	-
Annotation to Chart	Annotations	-	-	-	-	-	-	D W	-	-	-	-	-
Annotations	Annotations	D	-	-	D	-	-	-	-	-	D W	-	-
App Library	Apps	D	-	-	D	-	-	-	-	-	-	-	-
Asset Library	Asset Library	-	-	-	-	-	-	-	-	-	-	-	-
Build Formula	Get Data	D	-	-	D	-	-	-	-	-	D W	-	-
Chart	Datastream	D	D	D	D	D	-	-	-	-	-	-	-
Contact Support	Options / Settings	-	-	-	-	-	-	D W	D W	-	D W	D W	-
Conversion Wizard	Datastream	D	-	-	-	-	-	-	-	-	-	-	-
Convert	Data Tools	-	-	-	-	-	-	-	-	-	D W	-	-
Data Audit	Apps	D	-	-	D	-	-	-	-	-	-	-	-
Data Audit	Data Tools	-	-	-	-	-	-	-	-	-	D W	-	-
Datastream Formula	Datastream	D	-	-	D	-	-	-	-	-	-	-	-
Deals Business Intelligence	Deals BI	D	-	-	D	-	-	-	-	-	D W	-	-
Deals List	Reports	-	-	-	-	-	-	D W	-	-	-	-	-
Edit	Datastream	D	D	D	D	D	-	-	-	-	-	-	-
Feedback	Options / Settings	D	D	D	D	-	-	D W	D W	-	D W	D W	-
Formula Builder	Contribute Data	D	-	-	D	-	-	-	-	-	-	-	-
Generate Report	Datastream	D	D	D	-	-	-	-	-	-	-	-	-
Getting Started	Options / Settings	-	-	-	-	-	-	D W	-	-	D W	D W	-
Help	Options / Settings	D	D	D	D	D	-	-	-	-	D W	-	-

Function	Add-in Source	Workspace			Workspace (new)			LSEG Workspace			Workspace Lite		
		Desktop installation			OpenFin installation			AppSource			AppSource		
	Ribbon menu	X	P	W	X	P	W	X	P	W	X	P	W
Insert Chart	Apps	D	-	-	-	-	-	-	-	-	-	-	-
Insert Last Asset	Asset Library	-	-	-	-	-	-	-	D W	-	-	-	-
League Table	Reports	-	-	-	-	-	-	D W	-	-	-	-	-
League Tables	Deals Tools	D	-	-	D	-	-	-	-	-	-	-	-
Library	Datastream	D	D	D	D	D	-	-	-	-	-	-	-
Lists	Get Data	D	-	-	D	-	-	-	-	-	-	-	-
Live or Manual Mode	Contribute Data	D	-	-	D	-	-	-	-	-	-	-	-
Logos	Logos	D	D	--	D	D	-	-	-	-	D W	D W	-
Manage	Datastream	D	D	D	D	D	-	-	-	-	-	-	-
Manage Requests	Datastream	D	-	-	D	-	-	-	-	-	-	-	-
New (UCTS) Request Table	Datastream	D	-	-	D	-	-	-	-	-	-	-	-
Pause/Resume Updates	Data Tools	D	-	-	D	-	-	-	-	-	D W	-	-
Pick/Edit Template	Datastream	-	D	D	-	-	-	-	-	-	-	-	-
Real-time Data	Data Tools	D	-	-	D <sup>2</sup>	-	-	-	-	-	-	-	-
Refresh All Workbooks	Data Tools	D	-	-	D	-	-	-	-	-	-	-	-
Refresh All Workbooks	Datastream	D	D	D	D	D	-	-	-	-	-	-	-
Refresh Cell	Data Tools	-	-	-	-	-	-	-	-	-	D W	-	-
Refresh Selected	Datastream	D	D	D	D	D	-	-	-	-	-	-	-
Refresh Selection	Data Tools	D	-	-	D	-	-	-	-	-	-	-	-
Refresh Workbook	Data Tools	D	-	-	D	-	-	-	-	-	D W	-	-

<sup>2</sup> Shown under the **Options > Help > About** option.

Function	Add-in Source	Ribbon menu	Workspace			Workspace (new)			LSEG Workspace			Workspace Lite		
			Desktop installation			OpenFin installation			AppSource			AppSource		
			X	P	W	X	P	W	X	P	W	X	P	W
Refresh Worksheet		Data Tools	D	-	-	D	-	-	-	-	-	D W	-	-
Run Template		Datastream	D	D	D	-	-	-	-	-	-	-	-	-
Save As Existing		Notes (RMS)	-	-	-	D	D	-	-	-	-	-	-	-
Save As New		Notes (RMS)	-	-	-	D	D	-	-	-	-	-	-	-
Schedule Refresh		Datastream	D	-	-	-	-	-	-	-	-	-	-	-
Screener		Apps	D	-	-	D	-	-	-	-	-	-	-	-
Screener		Deals Tools	D	-	-	D	-	-	-	-	-	-	-	-
SDC Platinum		Deals Tools	D	-	-	D	-	-	-	-	-	-	-	-
Search		Get Data	D	-	-	D	-	-	-	-	-	D W	-	-
Settings		Options / Settings	D	D	D	D	D	-	-	-	-	D W	-	-
Sign In / Online		Options / Settings	D	D	D	D	D	-	D W	D W	-	D W	-	-
Templates		Get Data	D	-	-	D	-	-	-	-	-	-	-	-
Update All Assets		Asset Library	-	-	-	-	-	-	D W	-	-	-	-	-
Update Asset		Asset Library	-	-	-	-	-	-	D W	-	-	-	-	-
Utilities		Datastream	D	-	-	D	-	-	-	-	-	-	-	-
Volume Analysis		Reports	-	-	-	-	-	-	D W	-	-	-	-	-
Workbook Assets		Asset Library	-	-	-	-	-	-	D W	D W <sup>3</sup>	-	-	-	-

<sup>3</sup> For PowerPoint desktop and Web apps, named **Document Assets**.

## Support

LSEG supports the use of Workspace add-ins under the versions and variants of Microsoft Office that are supported by Microsoft.

For further information, refer to the [End of support resources](#) article on Microsoft.com.

## Further information

For more detailed information regarding:

- Microsoft 365/Office version requirements and browser compatibility, refer to the [Workspace | Office – Add-in System Requirements](#).
- An overview and comparison of add-in capabilities, refer to the [Workspace | Office - Add-in Comparison](#).
- Prerequisites, installation, and deployment instructions for the required add-in, refer to the appropriate document for your add-in:
  - [Workspace | Office – Workspace Add-in Installation Guide](#)
  - [Workspace | Office – Workspace \(new\) Add-in Installation Guide \(Pilot\)](#)
  - [Workspace | Office – LSEG Workspace Add-in Installation Guide](#)
  - [Workspace | Office – Workspace Lite Add-in Installation Guide](#)
- Product assistance, contact [Support](#).
- Other LSEG Workspace technical content, see the [Workspace technical documentation site](#).
- Providing feedback on Workspace technical content, contact [DocFeedback@lseg.com](mailto:DocFeedback@lseg.com).

# Version history

Updates to this document are listed in the table below:

Version	Update
1265.01	In parallel with the release of Workspace version 1.26.5, a new version of the add-in System Requirements has been released to include all four add-ins.

© 202630/01/2026 LSEG. Republication or redistribution of LSEG content, including by framing or similar means, is prohibited without the prior written consent of LSEG. LSEG is not liable for any errors or delays in LSEG content, or for any actions taken in reliance on such content. LSEG Data & Analytics logo is a trademark of LSEG and its affiliated companies.

[lseg.com](https://lseg.com)