

Company name: New Company | Country: Germany

MODEL SUMMARY

Components

Probability				
Coverage				
Stability				
Quality				
Growth And Stability				

Percentile Keys: 1-10 | 11-30 | 31-70 | 71-90 | 91-100

Model Implied Rating: **AA**

Probability of Default: 0.04 %

COMPONENT DETAILS

PROFITABILITY 44 COVERAGE

Return on Tangible Capital, % 5.02 EBIT / Interest

Net Profit Margin, % 3.17 EBITDA / Interest

Free Cash Flow

LEVERAGE 100 **GROWTH & STABILITY**

Equity / Assets 0.43 Stabilized Return

Net Debt / Equity 0.04 EPS Standard

Intangibles / Assets 0.00 Revenue Standard

	FY2021	FY2020	FY2019
Rate EUR/USD	1.18273	1.14142	1.11932
Revenue	93,137,788,290.95	81,604,839,630.18	86,994,627,266.62
EBITDA	11,006,505,026.61	7,533,386,599.70	9,091,112,603.54
EBIT	5,098,758,131.28	2,096,792,603.58	3,436,310,723.08
Interest Expense	353,636,901.24	405,204,885.29	552,943,810.16
Net Income	2,055,617,545.83	854,925,236.85	2,305,798,074.77

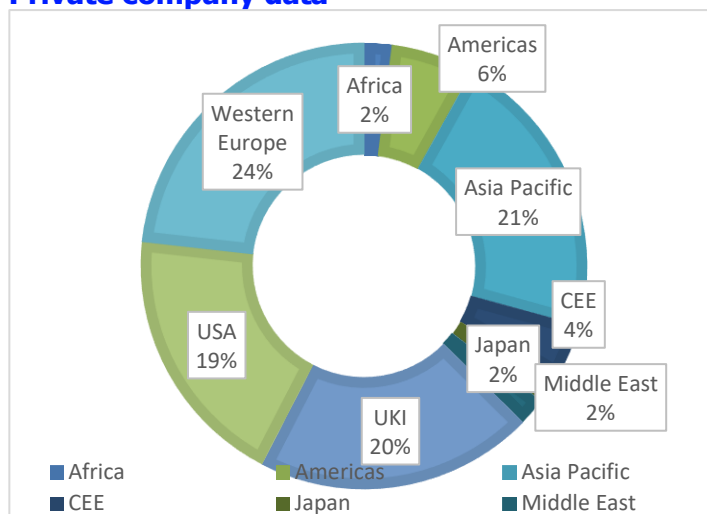
Private company data

LSEG offers comprehensive global coverage of private companies with in-depth profiles and hard-to-find details combined with robust screening capability

Powerful screening with global coverage of private companies

Leverage powerful screening capability to filter the universe. Create custom reports to find potential targets, acquisition candidates or investment opportunities, or research risk exposure.

Private company data



Most important and relevant companies from the country registries.

Profiles of 23 million private companies, researched through a combination of sources, including:

- Most important and relevant companies from the country registries
- Portfolio companies backed by venture capital and private firms
- Mergers and acquisitions (M&A) and capital markets-active companies which have been involved in transactions
- Companies with publicly traded debt and loans
- Pre-IPO companies and companies that have a potential to raise capital soon
- Third-party data from industry-leading vendors

A deep relationship with the venture capital and private equity communities provides the most comprehensive and reliable content for investigating private companies for potential deals or investments.

We focus on capital markets-active and private equity-backed companies that:

- have the potential to generate deal fees
- are relevant to bankers and private equity and investment managers
- have a high-value proprietary content with both depth and quality

Private company client-specific workflow

Investment bankers and private equity professionals

- Investigate and source deals, acquisition targets, divestiture opportunities, alliance partners and financing activities
- Create valuation reports for peers/comparable companies
- Perform due diligence and perform credit risk assessments
- Research a company to identify whom to contact and how to approach
- Use screening tools to identify lists of companies that meet prescribed criteria

Corporations

- Research competitors, suppliers, peers and more
- Identify acquisition or partnership opportunities
- Conduct general market trend analysis and benchmarking

Consultants

- Prospect clients to advise for an investment or exit strategy
- Identify investment trends by industry, sector, or region
- Assist clients with portfolio valuation work
- Track trends in deal making and exits to provide insights and guidance to clients

Investment managers

- Seek and find alternative investment strategies
- Research pre-IPO companies for possible investments

Risk and supply chain

- Risk management
- Supply chain risk management

Private company data includes:

- Company Profiles:
 - Entity Data: Names, AKA Names, Address, Contact details, Registration details and Incorporation details.
 - Textual Data: Descriptions & Industry Classifications.
 - Hierarchy: Immediate Parent and Ultimate Parent.
- Financial Statements:
 - Revenue & Employee Numbers
 - Full Financials (Balance Sheet, Income statement, Cash Flow and financial ratios)
- StarMine Smart Credit Ratios:
 - Probability of Default & Implied Ratings
 - Accounting Components & Ratios
- Transactions: All the transaction of a company
 - Company Deals, i.e. M&A Transactions
 - Equity, Bonds, Loans Issuances
- PE/VC Investments: Current & historical investments
- ESG Data: ESG data for the top 1.3K Companies
- Officers & Directors: Top 5 Officers & Directors of a Company
- Debt: Companies publicly listed debt instruments and maturity of the debt issuers.
- Ratings: S&P, Moody's & Fitch Ratings (when applicable)
- Related companies: Related or Peer companies
- News: News stories for the companies

Key highlights

- High-value proprietary content regarding the most important and relevant companies
- Current and historical financials available to assess the strength and growth of a subset of companies
- Standardised financial statements offering comparability between companies across markets and industries and against public companies
- Click-through auditability and source documents for UK companies
- 'Related companies' help to identify otherwise hard-to-find organisations with similar business and activity
- StarMine SmartRatios Credit Risk Model output probability of default (PD), which calculates the probability that a private organisation will go bankrupt or default on its debt obligations over the next one-year period
- Private equity data with over 50 years of history covering private equity and venture capital firms, funds and portfolio companies around the world
- Transaction data of M&A and new issues deal coverage with over 4 million transactions announced in 225 nations since the 1970s
- Multiple industry codes
- Ownership data for India companies

Search & discover the private markets

- Easy-to-use search and search functionality with Workspace Launcher
- Previews to identify and get a snapshot of a company
- Data tags with navigation to granular datasets
- Advanced Search options to enable you to search or filters by various parameters, including name, industry, company status, PE-backed status or type, LEI, country business descriptions and others

More ways to search: search by company name, Perm ID, LEI and Local Registration Number

Search filters to narrow search and filter out other instruments

Navigate directly to apps from the search bar's content tags

Quickly share a snapshot of the entity with its key financial measures, business description, and latest deals

Private company overview page

A comprehensive overview page that combines all the hard-to-find information in a single view. Each section provides links to more granular information.

Navigation menu for viewing more granular information for major contents

Debt classification and maturity and ratings

Transactions/deals including M&A, equity, bond and loan

Most important fundamental values

Key financial measures and ratios

The screenshot shows the Robert Bosch GmbH corporate overview page. Red lines connect various sections to labels:

- Navigation menu:** A horizontal menu at the top left with tabs for Overview, News & Research, Financials, ESG, Events, Ownership, Filings, Value Chains, and Debt & Credit.
- Business Summary:** A text block on the left providing a high-level overview of the company's operations and segments.
- Corporate Information:** A table on the left containing details like Company PermID, Address, Country of Headquarters, and Date of Incorporation.
- Deals:** A table in the center listing various transactions, including acquisitions and investments, with columns for Date, Deal Headline, and Deal Type.
- Debt:** A section on the right showing Total Outstanding Debt, Cash, and a bar chart of Debt by Maturity (EUR).
- Financial Performance:** A table on the right displaying key ratios such as Gross Margin, Operating Margin, and Net Margin across different periods.
- Smart Ratios Credit Risk:** A visual dashboard on the right showing a credit score of 30 and various risk components like Profitability, Leverage, and Coverage.
- Related Companies:** A table at the bottom right listing other companies in the same industry with their similarity scores.

Business description of the company

Five-level industry classification and TRBC

Company hierarchy

News stories

StarMine Credit Ratings

Related companies

Private company screener

A combination of powerful screener and report generator

- Build screens using financial values combined with descriptions and industry filters
- Combined screening across the private (and public) company universe
- Create custom values with the intuitive interface, from complex compounded analytics to simple period-to-period changes
- Simple and sophisticated filters and ranks on a broad range of factors to identify new investment opportunities

- Fully integrated to Microsoft Office so that reports can be exported into Excel or visualised in a bubble chart for further
- Filter the universe by key metrics like industry classification, keywords in description, StarMine SmartRatios, ESG metrics and various financial metrics
- Save screens and reports and easily share with colleagues

Popular filters are one click away for easy access

Load a different report template, create a new template and save the template independently of the screener

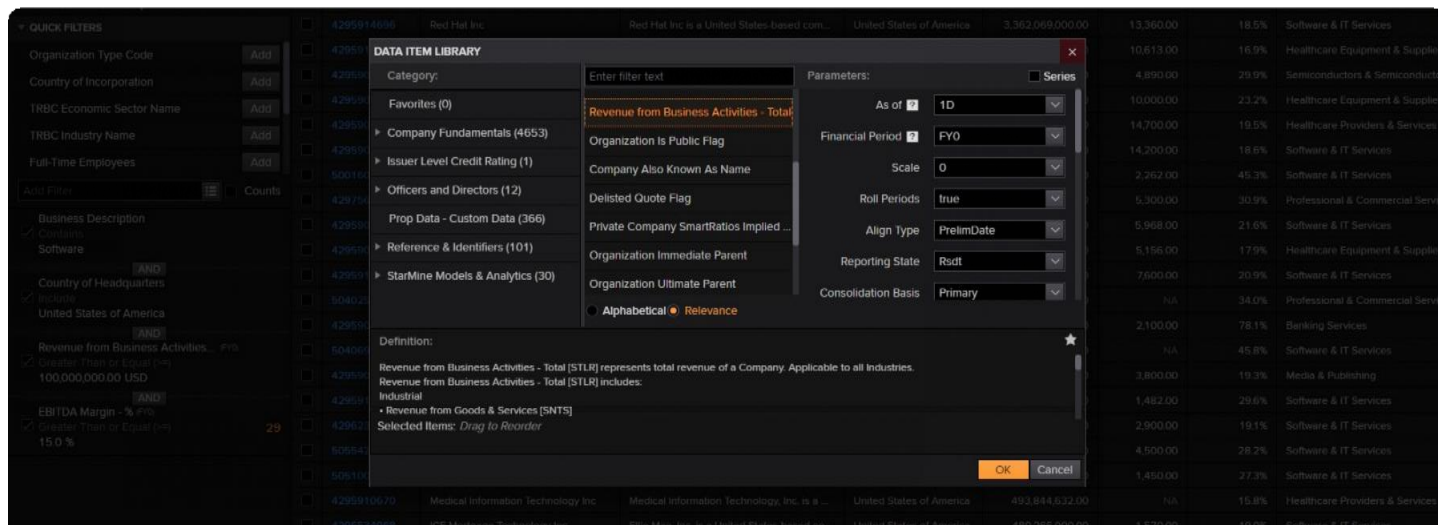
Screener output

The screenshot displays the 'SCREEN' interface with a sidebar on the left containing various filters and a main table of results. The sidebar includes filters for Organization Type Code, Country of Incorporation, TRBC Economic Sector Name, TRBC Industry Name, Full-Time Employees, Business Description (contains Software), Country of Headquarters (include United States of America), Revenue from Business Activities (Greater Than or Equal to 100,000,000.00 USD), and EBITDA Margin (Greater Than or Equal to 15.0%). The main table lists companies with columns for Identifier, Company Name, Business Description, Country of Headquarters, Revenue from Business Activities, Employees, EBITDA Margin, and TRBC Industry Group Name. A 'Counts' button is visible in the sidebar, and a '29' is shown next to the EBITDA Margin filter, indicating the number of results meeting that criteria.

Identifier	Company Name	Business Description	Country of Headquarters	Revenue from Business Activities - Total (FY0, USD)	Employees - Full-Time/Full-Time (FY0)	EBITDA Margin - % (FY0)	TRBC Industry Group Name
4295903102	CA Inc	CA, Inc. (CA) is engaged in providing soft...	United States of America	4,235,000,000.00	11,300.00	36.0%	Software & IT Services
4295914696	Red Hat Inc	Red Hat Inc is a United States-based com...	United States of America	3,362,069,000.00	13,360.00	18.5%	Software & IT Services
4295912319	Varian Medical Systems Inc	Varian Medical Systems, Inc. is a United St...	United States of America	3,168,200,000.00	10,613.00	16.9%	Healthcare Equipment & Supplie
4295908502	Xilinx Inc	Xilinx, Inc. (Xilinx) is engaged in designing ...	United States of America	3,147,599,000.00	4,890.00	29.9%	Semiconductors & Semiconduct
4295903149	Hill-Rom Holdings Inc	Hill-Rom Holdings, Inc. is a medical techn...	United States of America	3,018,700,000.00	10,000.00	23.2%	Healthcare Equipment & Supplie
4295901857	VCA Inc	VCA Inc. is an animal healthcare company...	United States of America	2,516,863,000.00	14,700.00	19.5%	Healthcare Providers & Services
4295903838	DST Systems Inc	DST Systems, Inc. (DST) is a provider of te...	United States of America	2,218,200,000.00	14,200.00	18.6%	Software & IT Services
5001607346	Mcafee Corp	McAfee Corp is a cybersecurity company. ...	United States of America	1,920,000,000.00	2,262.00	45.3%	Software & IT Services
4297568283	Corelogic Inc	CoreLogic, Inc is a United States-based gl...	United States of America	1,642,375,000.00	5,300.00	30.9%	Professional & Commercial Serv
4295907127	Mentor Graphics Corp	Mentor Graphics Corp is a United States-b...	United States of America	1,282,467,000.00	5,968.00	21.6%	Software & IT Services
4295901758	athenahealth Inc	athenahealth, Inc. provides network-base...	United States of America	1,220,300,000.00	5,156.00	17.9%	Healthcare Equipment & Supplie
4295918143	RealPage Inc	RealPage Inc is a United States-based co...	United States of America	1,158,484,000.00	7,600.00	20.9%	Software & IT Services
5040251213	APX Group Holdings Inc	APX Group Holdings, Inc. is a smart home ...	United States of America	1,155,981,000.00	NA	34.0%	Professional & Commercial Serv
4295900616	IBM Credit LLC	IBM Credit LLC is engaged in providing fin...	United States of America	1,128,000,000.00	2,100.00	78.1%	Banking Services
5040697207	Black Knight Financial Services Inc	Black Knight Financial Services, Inc. is a U...	United States of America	1,051,600,000.00	NA	45.8%	Software & IT Services
4295901816	Advisory Board Co	The Advisory Board Company is a United ...	United States of America	803,424,000.00	3,800.00	19.3%	Media & Publishing
4295915020	Stamps.Com Inc	Stamps.com Inc. is a provider of internet-b...	United States of America	757,980,000.00	1,482.00	29.6%	Software & IT Services
4296239274	Cornerstone OnDemand Inc	Cornerstone OnDemand, Inc. is a provider...	United States of America	740,916,000.00	2,900.00	19.1%	Software & IT Services
5055420044	Cision Ltd	Cision Ltd is a provider of public relation (...)	United States of America	730,373,000.00	4,500.00	28.2%	Software & IT Services
5051001781	TIVO Corp	TIVO Corp. is a United States-based comp...	United States of America	668,129,000.00	1,450.00	27.3%	Software & IT Services
4295910670	Medical Information Technology Inc	Medical Information Technology, Inc. is a ...	United States of America	493,844,632.00	NA	15.8%	Healthcare Providers & Services
4296534968	ICE Mortgage Technology Inc	Ellie Mae, Inc. is a United States-based co...	United States of America	480,266,000.00	1,570.00	19.0%	Software & IT Services
4295914275	NIC Inc	NIC Inc. is a provider of digital governmen...	United States of America	460,454,000.00	1,025.00	22.1%	Software & IT Services
4298068121	RPX Corp	RPX Corporation is engaged in providing ...	United States of America	330,457,000.00	300.00	61.8%	Media & Publishing
4295913841	Intermap Holding LLC	Intermap Holding LLC, formerly Intermap C...	United States of America	291,505,000.00	540.00	29.8%	Software & IT Services
4295915753	Windstream By Holdings LLC	Windstream By Holdings LLC is a United S...	United States of America	288,755,000.00	NA	16.8%	Electric Utilities & IPPs
4295914854	Rudolph Technologies Inc	Rudolph Technologies, Inc. (Rudolph) is an	United States of America	273,284,000.00	654.00	31.0%	Manufacturing, Trade, Mag...

Enable filter counts

Filter in Screener



Private company search and data in Excel

- Expand the universe of companies you can analyse in Excel, matching the universe available in the desktop and screener
- Insert dynamic private company screens into Excel for update
- Excel template provides the full breadth of private company data for a specific company
- Find private companies in Excel using the auto-suggest search tools available
- Data Connect allows you to share adjusted and proprietary data across teams and departments within the firm. Built on top of Excel, Data Connect takes your proprietary data and workbooks and saves them on the cloud in a machine-readable format
- Customise your private company analysis in Excel by retrieving a variety of associated private company data items, including business description, country of headquarters, industry classifications, contact info and financials data

PRIVATE COMPANY TEMPLATE

Refresh
Refinitiv Workspace Identifier: 4295863214
Enter =RIC in this cell and use the in-cell search tool to find the Refinitiv Workspace Identifier

Company Profile & Key Facts			
Common Name	Robert Bosch GmbH	Revenue	78,748
Company Also Known As Name	Bosch Group	Number of Employees	402,614
Website		Starline Implied Rating	A-
Organization Status	Active	Starline Probability of Default	0.22%
Is Public	No	S&P Rating	A
PE Backed Status	Never		

Business Description

Robert Bosch GmbH is a Germany-based supplier of technology and services. The Company diversifies its activities into four segments: Automotive Technology; Industrial Technology; Consumer Goods and Building Technology, and all other segments. The Automotive Technology segment is divided into gasoline systems, diesel systems, chassis systems brakes, chassis systems control, electrical drives, starter motors and generators, car multimedia, automotive electronics, automotive aftermarket, and steering systems divisions. The Industrial Technology segment is divided into drive and control technology, packaging technology and solar energy divisions. The Consumer Goods and Buildings Technology segment is divided into power tools, thermotechnology, household appliances and security systems divisions. The all other segments segment comprises mainly financial and holding companies, as well as other service companies.

Corporate Information			
Refinitiv Organization PermID	4295863214	Legal Entity ID (LEI)	529900FLT50P45V6122
Domiciled In	Germany	Organization Immediate Parent	Robert Bosch Industrietreuhand KG
Incorporated In	Germany (17-Jul-1917)	Immediate Parent Id	4238428523
Phone Number		Organization Ultimate Parent	Robert Bosch Industrietreuhand KG
Organization Type	Unable to resolve all requested ic. Ultimate Parent Id	Organization Ultimate Parent Id	4238428523
Organization SubType	Operating Company		

Industry Classifications	
Economic Sector	TRBC
Business Sector	Consumer Cyclicals
Industry Group	Automobiles & Auto Parts
Industry	Automobiles & Auto Parts
Activity/Sub Industry	Auto, Truck & Motorcycle Parts (NEC)

NAICS	
Manufacturing	33
Transportation Equipment Manufacturing	3363
Motor Vehicle Parts Manufacturing	336310
Motor Vehicle Gasoline Engine and Engine Parts Manufacturing	33631010
Gasoline Engine and Engine Parts Manufacturing	3363101010

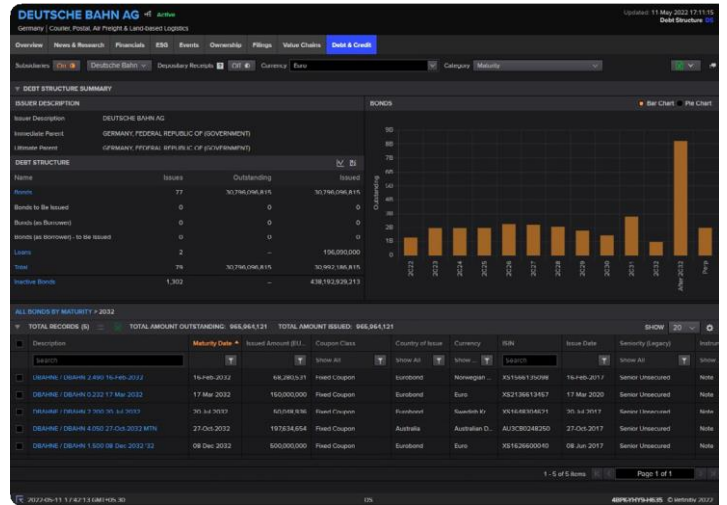
Revenues

Fiscal Year	Revenue (EUR)	Revenue Growth (YOY %)
FY2017	~78,000	~0%
FY2018	~78,000	~0%
FY2019	~78,000	~0%
FY2020	~78,000	~0%
FY2021	~78,000	~0%

Officers	
Chairman of the Supervisory Board	Prof. Stefan Asenkerschbaumer
Chairman of the Management Board	Dr. Stefan Hartung
Deputy Chairman of the Supervisory Board	Mr. Frank Sell
Member of the Management Board, Director - Industri	Ms. Filiz Albrecht
Member of the Management Board	Dr. Markus Heyn

Private debt structure

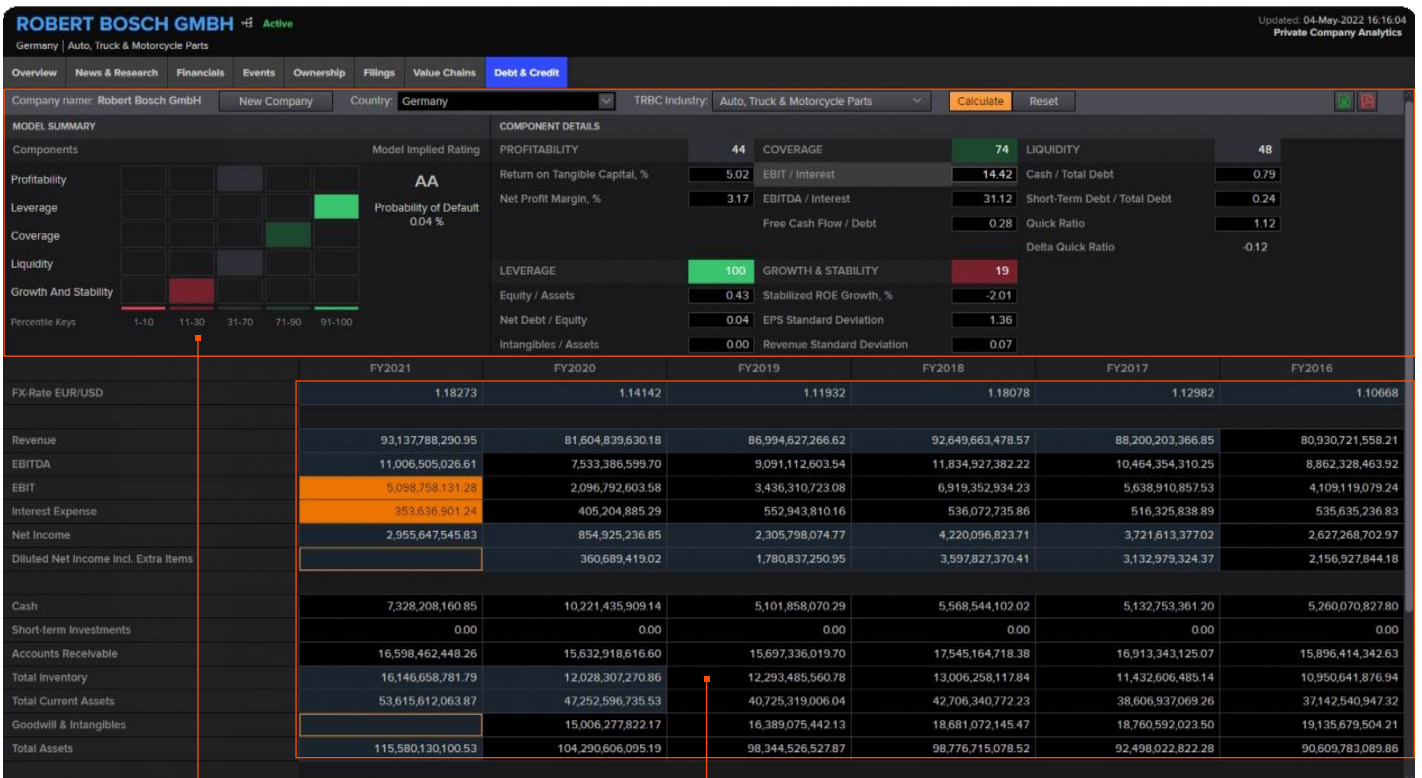
The singular debt structure overview page contains all relevant content and analytics related to a specific bond, including bond information, events schedules, terms and conditions, maturity details and other analytics.



Private company analytics – StarMine SmartCredit Risk Calculator

- The calculator incorporates a robust and intuitive default probability model that provides a view of the company's credit condition and financial health by analysing a wide array of inputted financial data that capture credit risk

Create a custom company, input financial data and receive Credit-Risk ratios such as the probability of default and implied credit ratings along with the underlying accounting components

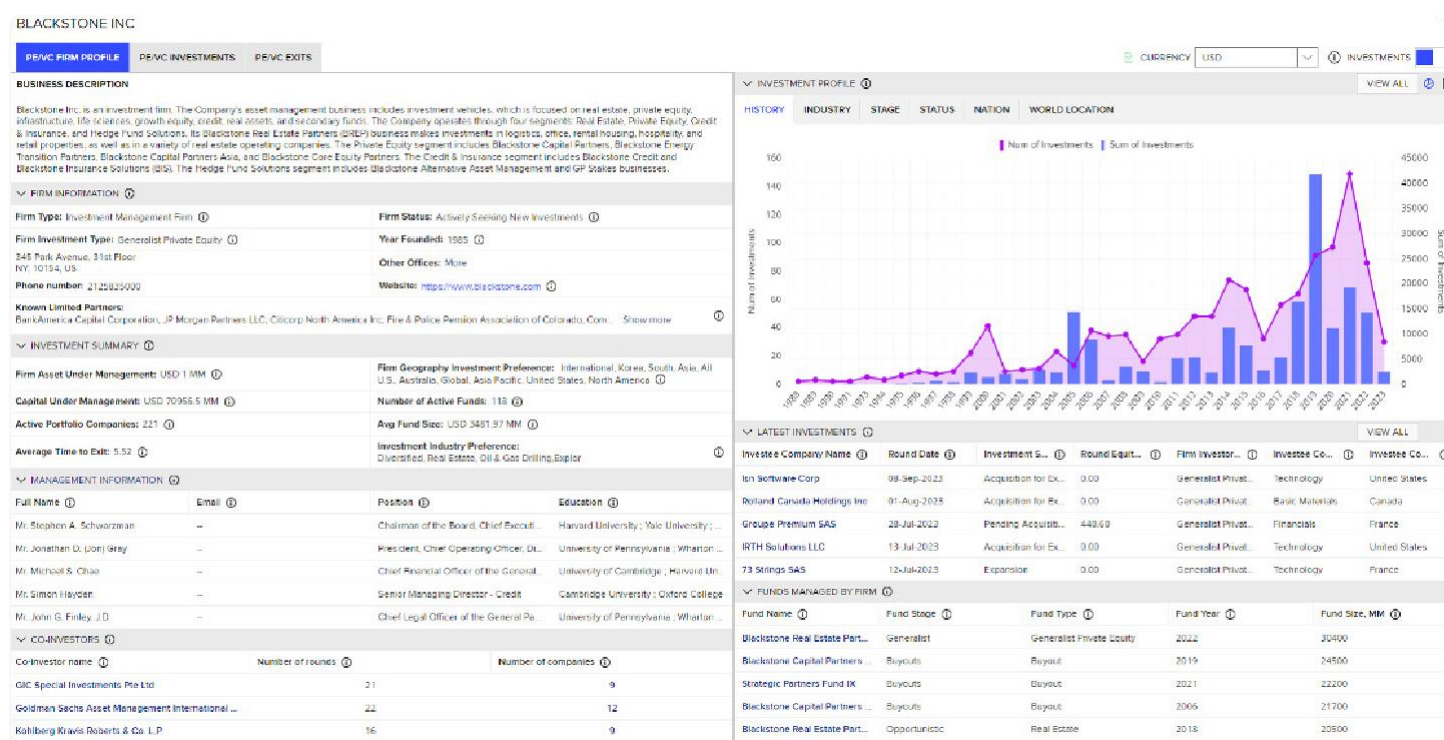


Model-generated results

Input the data

Company deals and M&A transactions

- Deals content enables you to monitor deal flow, identify trends, analyse market share, monitor banking relationships and competitors, structure new deals and search for comparable transactions
- With thousands of granular deals data points, you can easily monitor deal flow, identify the latest market trends and gain insight into your competitive positioning
- The most extensive data and capabilities help you uncover new investment ideas, find precedent deal comps and structure better deals



Private equity company and firm summary

- The private equity company summary page provides data on current and historical private equity investors as well as detailed information on private equity and venture capital investment rounds
- The private equity firm summary and private equity company summary views are accessible through Eikon® search and the company overview page
- Private equity and venture capital data includes history covering fundraising, investments, private equity and venture capital-backed exits and portfolio companies

Private company news

- Filter news stories from multiple sources to easily surface private company news. Whenever a private company is tagged on a story, the PRIVT tag is added which can be used to isolate stories about private companies
- Filter private company stories related to specific topics such as private companies going public, private company debt and private company M&A by querying the PRIVT filter in combination with other topics

The screenshot displays a news filtering interface. On the left, a table lists news items with columns for Time, Source, RICs, Headline, and Sentiment. The headline for the selected item is "LookingGlass Cyber To Acquire Business Intelligence & Strategic Advisory Firm, Next5".

Time	Source	RICs	Headline	Sentiment
15:35:50	EDG		BT Funds Management (NZ) Ltd -- 13F-NT	
15:30:09	CNW		Walmart Canada annonce des changements au niveau de la direction	
15:30:06	CNW		Walmart Canada annonce des changements au niveau de la direction	
15:30:04	DJN	HEDJ1	DJ WisdomTree Issuer PLC Net Asset Value(s)	
15:30:03	PRN		Maven invests in identity security specialists ProofID to support its growth and strategic expansion	
15:30:02	CNW		Walmart Canada announces executive changes	
15:30:01	GNW		LookingGlass Cyber To Acquire Business Intelligence & Strategic Advisory Firm, Next5	
15:30:01	BSW		Global Telecom Power System Markets, 2022-2027 with Eaton, Huawei Technologies, Cummins, ZTE, General Electric and Schneider Electric Dominating - ResearchAndMarkets.com	
15:30:00	BSW		MonetaGo Appoints Michael Hogan to Lead UK Operations	
15:30:00	BSW		North American Airline Passenger Satisfaction Declines: Here's Why That's Good News, Says J.D. Power	
15:30:00	BSW		Nautic Partners Announces Investment in IT Solutions	
15:30:00	BSW		Carmell Therapeutics Announces the Appointment of Sebastian "Sebby" Borriello to Chief Business Officer	
15:30:00	DJCP		HGC and AMS-IX go live with a new Internet Exchange in Singapore	
15:30:00	DJCP		VIP Announces Women in Technology 2022 Scholarship Winners	
15:30:00	DJCP		Folding Furniture Market Size Worth US\$ 4,754.29MN, Globally, by 2027 at 5.7% CAGR - Exclusive Report by The Insight Partners	
15:30:00	DJCP		Carmell Therapeutics Announces the Appointment of Sebastian "Sebby" Borriello to Chief Business Officer	

The detailed view on the right shows the article "LookingGlass Cyber To Acquire Business Intelligence & Strategic Advisory Firm, Next5 - GlobeNewswire" dated 11-May-2022 15:30:01. The article text describes the acquisition and the role of Bryan Ware as the new CEO of LookingGlass.

A filter menu is overlaid on the article, showing a list of categories and sub-topics:

- Company News
 - Going Public (IPO, DPO, SP...)
- Private Company News
 - Private Company: M&A
- ESG
 - Divestitures / Spinoffs
- Sustainable Finance
 - Strategic Combinations
- Sector News
 - Debt
- Industry News
 - Debt Ratings
- Financial Advisor News
 - Restructuring / Reorganizati...
- Research
 - Officer/Director Changes
- Earnings
 - Product News
- Estimates
 - Expansion / New Markets
- Filings
 - Litigation
- Transcripts
 - Regulatory
- Press Releases

ESG data

- Environmental, social, and governance (ESG) metrics are available for private companies
- Within a private company’s Company Profile, there are 4 ‘ESG’ views to chose from: Sustainability Dashboard, Peer analysis, Operating Metrics and the SFDR PAI tables

The image displays three screenshots of the ESG data interface for Cargill Inc. The top screenshot shows the 'REFINITIV ESG - OPERATING METRICS' view with various filters and a list of metrics such as 'Sustainability Dashboard', 'ESG - Peer Analysis', 'ESG Report', and 'ESG Reporting Scope'. The middle screenshot shows the 'REFINITIV ESG - PEER ANALYSIS' view, featuring a table of peer companies, a world map, and a 'PEER TRENDS' bar chart. The bottom screenshot shows the 'REFINITIV SUSTAINABILITY DASHBOARD' view, which includes sections for 'Private Company ESG Data', 'Sustainable Finance - Debt Categorization', 'ESG Controversies Insight', 'Sustainable Finance News Monitor', and 'Advanced ESG Research'.

