

LSEG Infrastructure 360 App

Insights on global infrastructure
developments from ideation
to completion



LSEG DATA &
ANALYTICS

Infrastructure is crucial for development. From transport systems to powergeneration facilities, it provides the services that enable countries to function and economies to thrive. Encompassing everything from telecommunications, health and education to energy, clean water and sanitation, improvements in infrastructure imply improved economies, environments and societies.

Historically seen as the remit of governments and international development banks, institutional and private investment in public infrastructure has been steadily increasing over the last two decades. The long-term and diversified nature of infrastructure projects, and the strong return profile, has seen the asset class gain increasing interest from the fund management and pension fund industry.

Lower interest rates have further encouraged greater focus on alternative assets, with 200+ private funds launched in recent years, totaling ~\$125 billion in assets under management. With the added shift towards ESG, an estimated \$6.9 trillion annual investment gap is identified to achieve the sustainability goals of the Paris Agreement.

The ongoing economic consequences of Covid-19 and historical underinvestment in certain regions are likely to result in increased private sector investment in infrastructure over the medium term, as governments seek to rebalance finances.





Data is the fuel of development

The key to the success and growth of development projects will depend on transparent access to data, information and insights. Investors need to understand, analyse and deliver profitability for any capital employed.

LSEG has the most comprehensive set of news, data, insights and analytics available on global infrastructure developments from rumour to close, including deal structuring, financing, risk profiling, regulatory compliance and lender, investor and advisor profiles.

Our partnership with the world's premier news source, Reuters, in combination with infrastructure financing intelligence from PFI, enables investors, state institutions, asset managers and corporations to make informed decisions that maximise returns.

Enhanced due diligence and surveillance tools further enable coverage of the compliance of these projects, minimising risks of financial malpractice across the end-to-end value chain.

With LSEG's data and insights, you will be able to confidently:

- Analyse trends in infrastructure investment
- Manage risks associated with infrastructure
- Monitor progress across multiple projects
- Understand relationships between various stakeholders
- Build and deploy investable assets
- Leverage precedent and ongoing transactions for due diligence, structuring and valuation

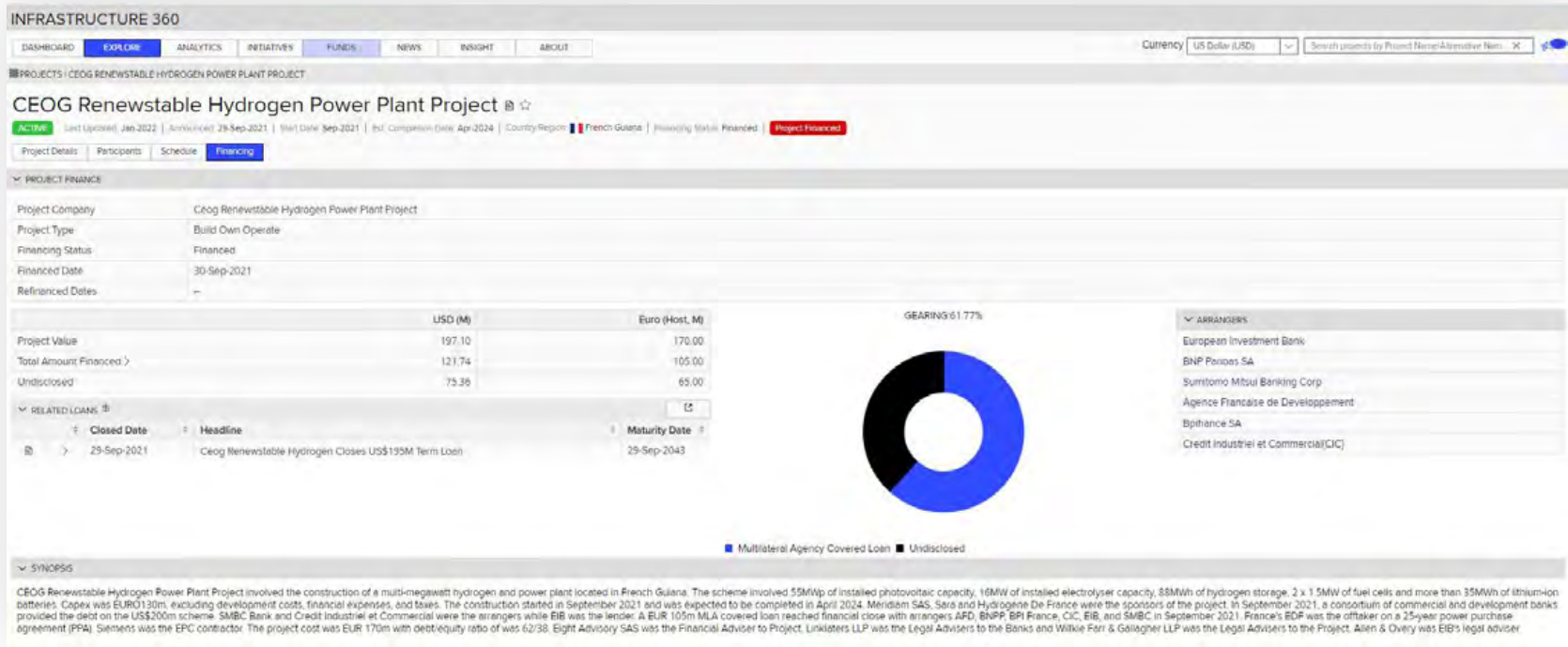
LSEG Advantage

Infrastructure 360 combines more than 45 years of leading content from LSEG Project Finance International (PFI), LSEG Lipper®, LSEG Deals Intelligence, LSEG Datastream®, loans, Reuters News, Infraclear and ESG to bring together the world's most comprehensive view of infrastructure and project finance-related insight.

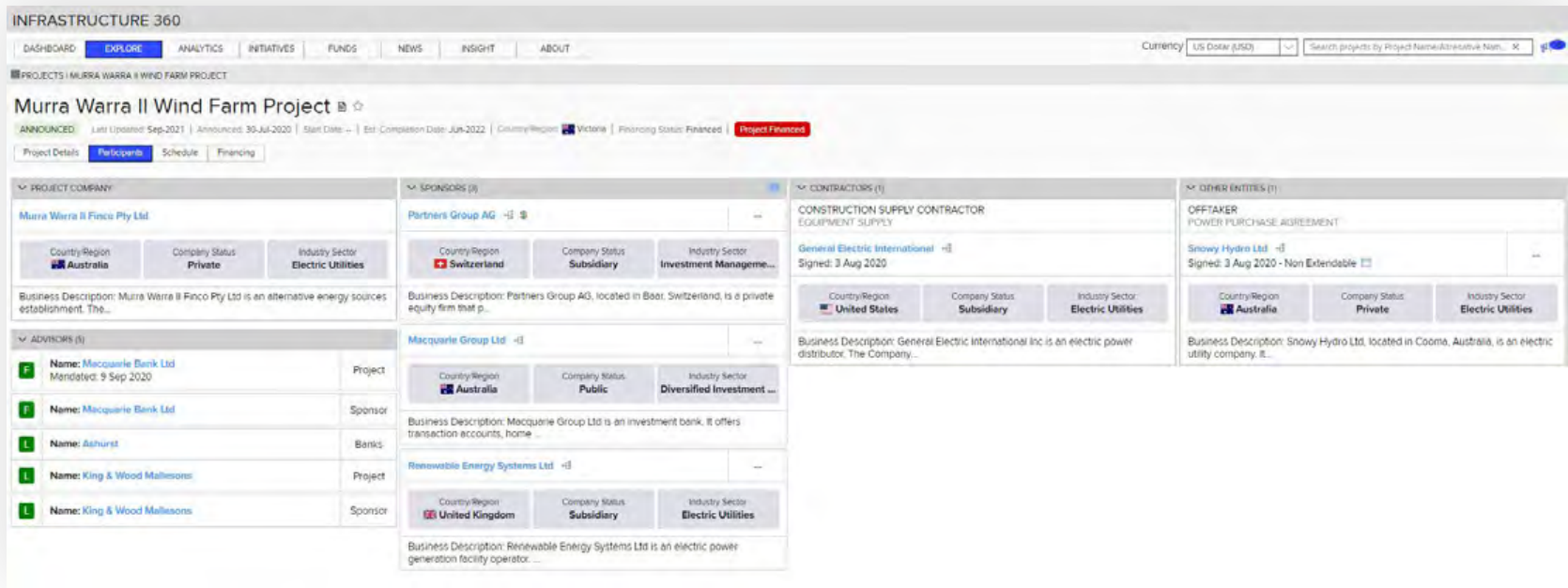
Project Finance International

PFI is the leading source of global project finance intelligence. PFI's team of market specialists reports on the entire lifecycles of deals, from the initial rumours through to post-completion analysis. PFI content, including daily market-moving news, webinars and reports, can be accessed directly within Infrastructure 360.





Detailed insight into project participants, schedule and financing via the EXPLORE tab



Click on **Participants** for a view on sponsors, contractors, advisors and other entities associated with a project

For project finance

For research and portfolio management

For investment

Keep updated with the latest stories and insights on developments from across the infrastructure world with Reuters News

Track macro and micro economic activity with global/regional economic indicators

Link relationships across deals, projects, entities and individuals

Track, benchmark and value progress on 55,000+ projects from inception to completion

Visibility into industry directionality, demographics, regulatory and political risks

Quantify and analyse the addressable market and regional or industry trends through aggregation of data across key sources

Model the impact of deviations in project performance

Benchmark project and funding performance and the impact on economies, regions and industries

Qualify opportunities through enhanced screening and filtering capabilities and expose key data including rumours, loans and tenders

Screen and audit underlying performance from project financing to fund levels

Generate investment ideas based on regional trends, average yields and returns

Harness information at a deal level across the full value chain (bidding, won/lost status) to understand competitive landscape and identify new opportunities for clients and sponsors

Identify likelihood of project delays and impact on critical path and cash flows

Integrate ESG factors to meet demands for sustainable investing

Screen for potential investments and understand the performance and metrics of precedent transactions

Access infraclear via infrastructure 360

A searchable database of infrastructure agreements

Project and financing agreements are at the heart of structuring every infrastructure transaction. The agreements contain information on terms, risks, pricing and more.

For years, infrastructure professionals have struggled to find actionable information on prior transactions. Now, in a major breakthrough, Infraclear has meticulously collected thousands of project and financing agreements from around the world – and is putting them at your fingertips.

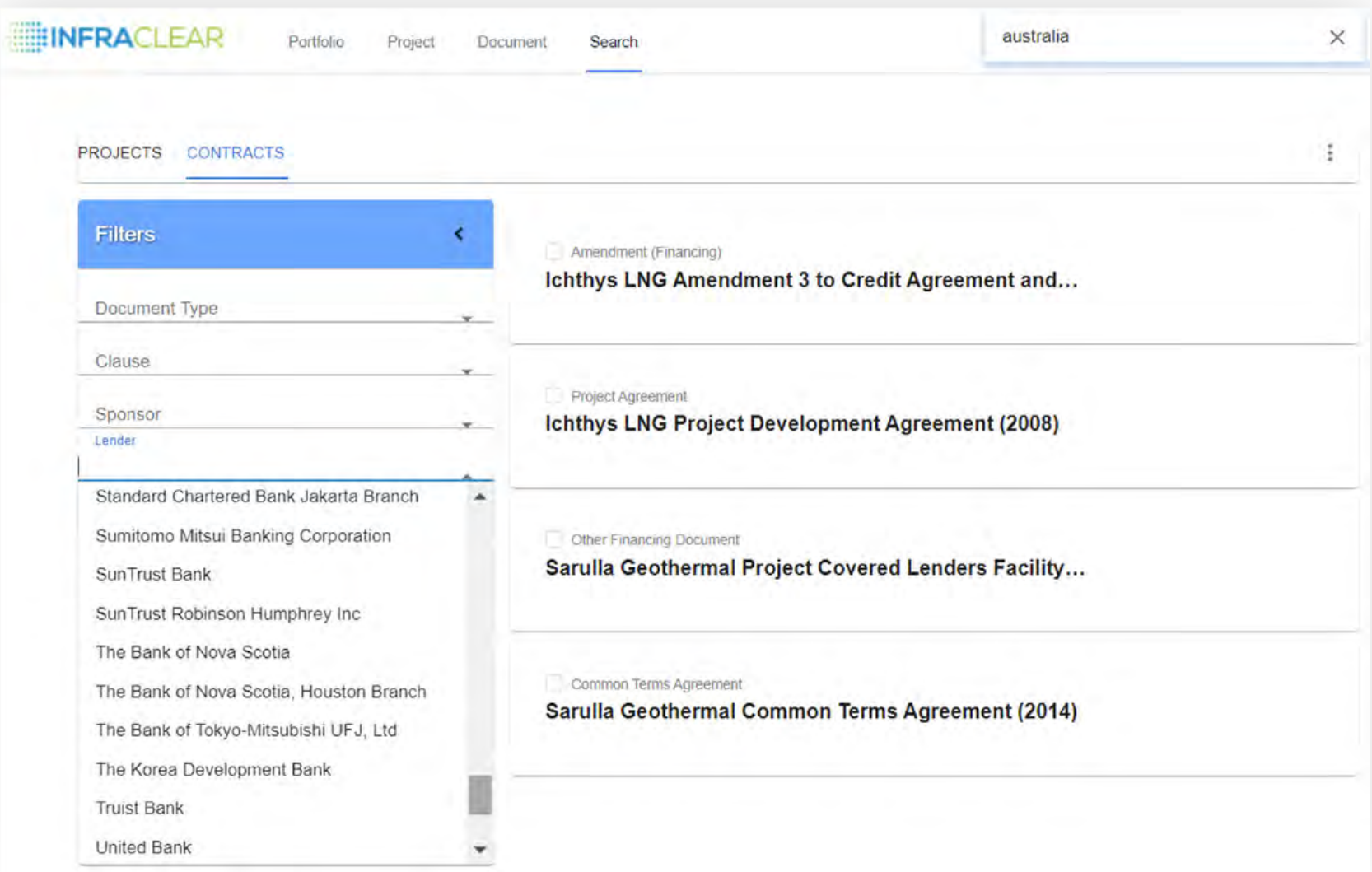
Key features

- Infraclear gives you access to:
 - Agreements across a range of sectors, including power, transport, water and sanitation, telecommunications, mining, agriculture and social infrastructure
 - Agreements across developed and emerging markets
 - The ability to query comparable agreements in a particular country, region or sector
 - The ability to search for projects done by a particular sponsor or lender
- Documents have been made machine-readable and you can search the full text
- New project documents are constantly being added and the database is growing rapidly

Benefits

- Gain extraordinary visibility into the structure and details of thousands of projects
- Rapidly assess the bankability of a deal by comparing it to similar deals
- Gain negotiating leverage by analysing terms to which your counterparties have previously agreed
- Understand deal terms when entering new markets

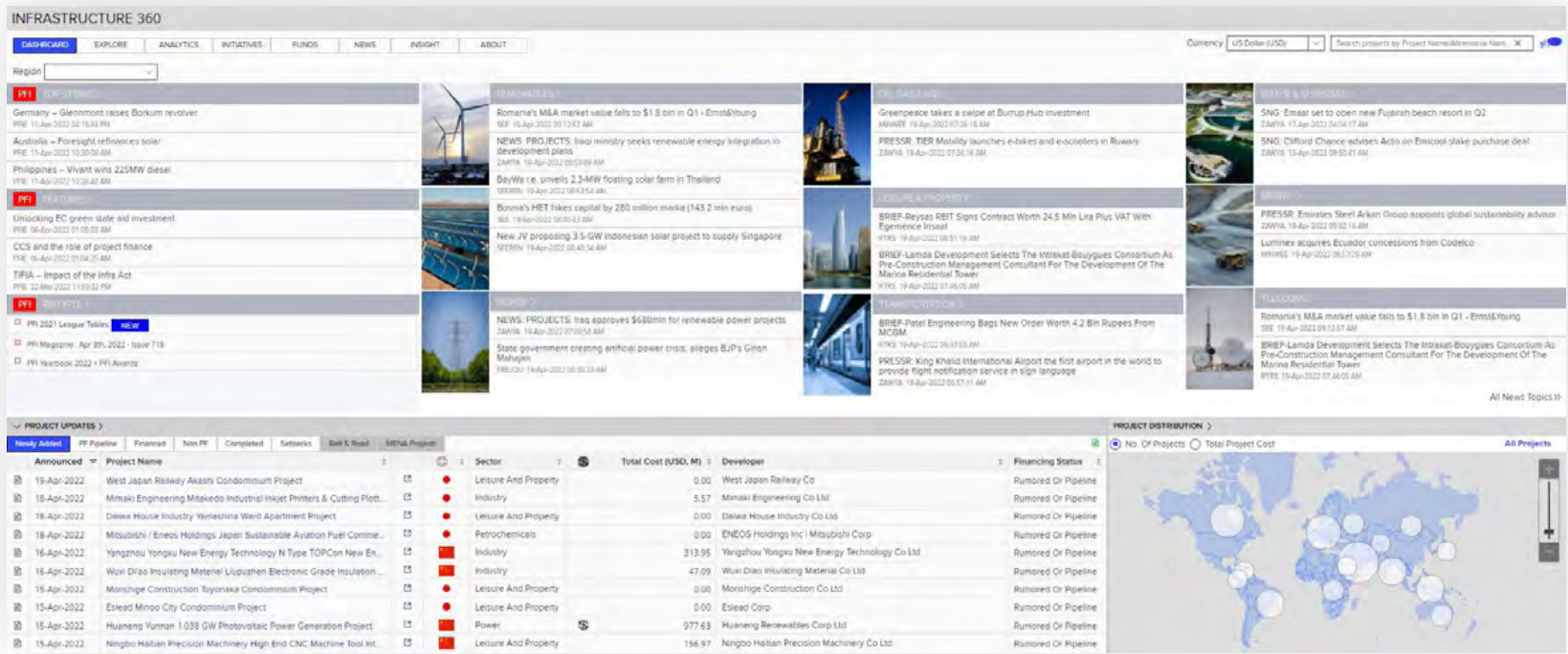
By having hard-to-find information at your fingertips, you can transform the way you develop projects, structure financing, conduct due diligence and manage risk. Infraclear can help every investor, developer, lender, legal adviser, technical adviser, government, construction company or insurer.



Search for critical information buried in infrastructure contracts – classified by sector, agreement type and participant information.

The A to Z of global infrastructure developments

A comprehensive understanding of all relevant projects is key to capitalising on developments in the global infrastructure domain: their origin, financing, the entities involved and the target output and offtake.



Infrastructure 360 DASHBOARD provides top stories, insights and project updates from across the infrastructure world

With LSEG’s breadth and depth of data, insights and the flexible technologies enabling access to them, you are never more than a click away from insights needed to inform smarter decisions.

LSEG Infrastructure 360 provides access to a workflow that follows the deal and underlying project lifecycle from pre-construction, to construction, to ongoing project analysis, providing comprehensive project information and valuation and mark-to-market tools.

News – latest stories, insights and updates on developments from across the world

Macro and micro economic activity – historic and current updates on global/regional economic indicators

Fundamentals – company, commodities, equities, bonds and many other areas of coverage for a transparent insight on all fundamentals

Benchmark and indices – fund-level, asset class-oriented and/or global/regional focus indicators

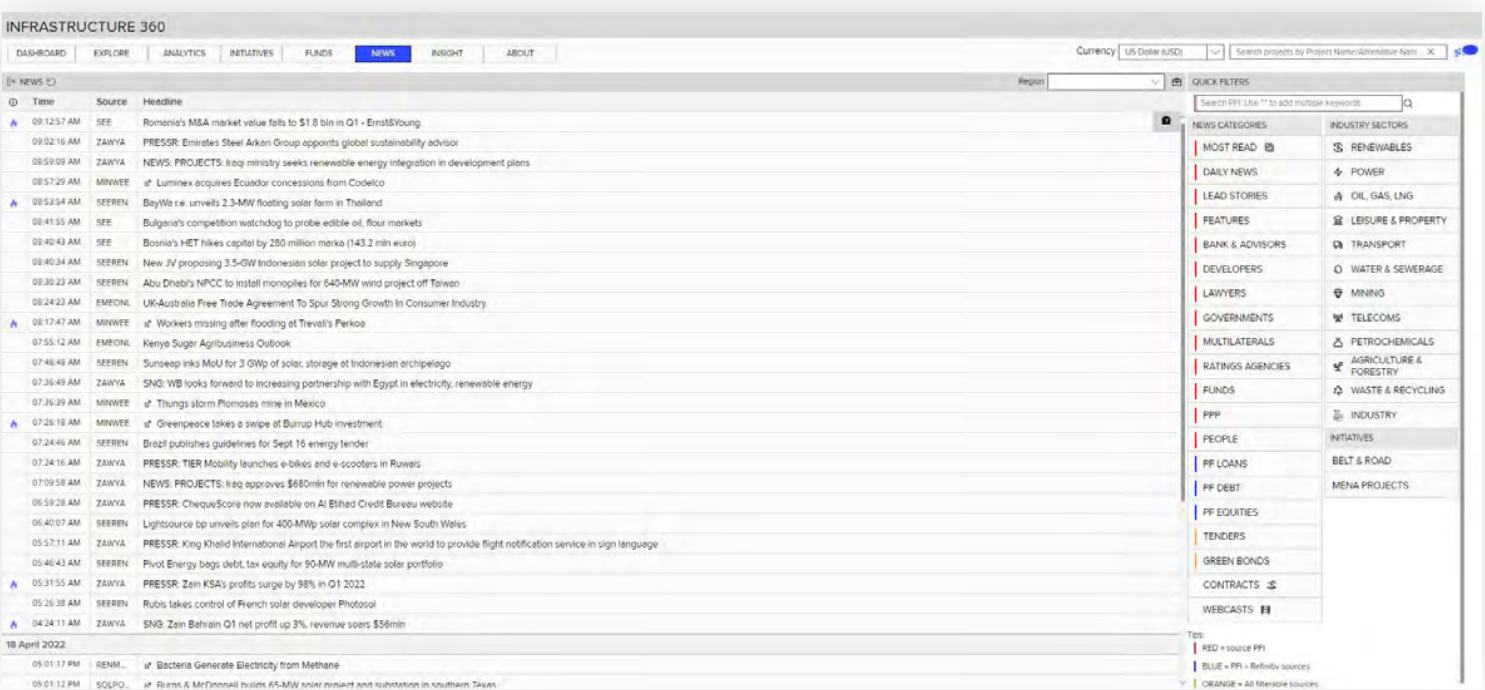
Screening and surveillance – stakeholder and/or entity-level screening and due diligence support for comprehensive value chain monitoring

League tables – for Bonds, Loans and Sustainable Finance - including mandated arranger and bookrunner views

Project-level data – global and regional focused information on 55,000+ projects from 100+ countries

Deals – screening and analysing of precedent transactions and bonds issued in this space with unmatched content on participants, structures, terms/pricing and valuation

Funds – LSEG Lipper, Private Equity and Venture Capital infrastructure fund and benchmark views, including details of all investments plus associated infrastructure projects



Utilise quick filters in the NEWS tab to receive timely updates on a specific industry sector, company type or location

Ensuring critical, timely and relevant information on global infrastructure initiatives

Belt and Road Initiative

The Belt and Road Initiative (BRI) is considered the largest investment programme in human history, accounting for more than US\$500 billion of spend in infrastructure projects across over 70 countries.

Infrastructure 360 powers investors with comprehensive information on ~\$3 trillion worth of BRI projects, macroeconomic and historical time series data, ESG benchmarking, project finance, deals, due diligence and risk profiling analytics. We cover over 3,500 BRI-related organisations, offering data on shareholders, number of employees, company hierarchy, directors, tenders, bidders, participants, scope of work, and more than 4,000 related officers, including job titles and contact information.

- Gain comprehensive insight into BRI projects and understand where to invest using the interactive map
- Secure accurate, up-to-date country risk rankings and mitigate counterparty exposure when dealing with cross-border transactions in BRI countries

MENA Projects

The fast-growing economies of the MENA (Middle East/North Africa) region offer a wealth of opportunity for existing players and new market entrants. In such a competitive market, identifying new market opportunities – and qualifying potential partners and suppliers – is critical to success.

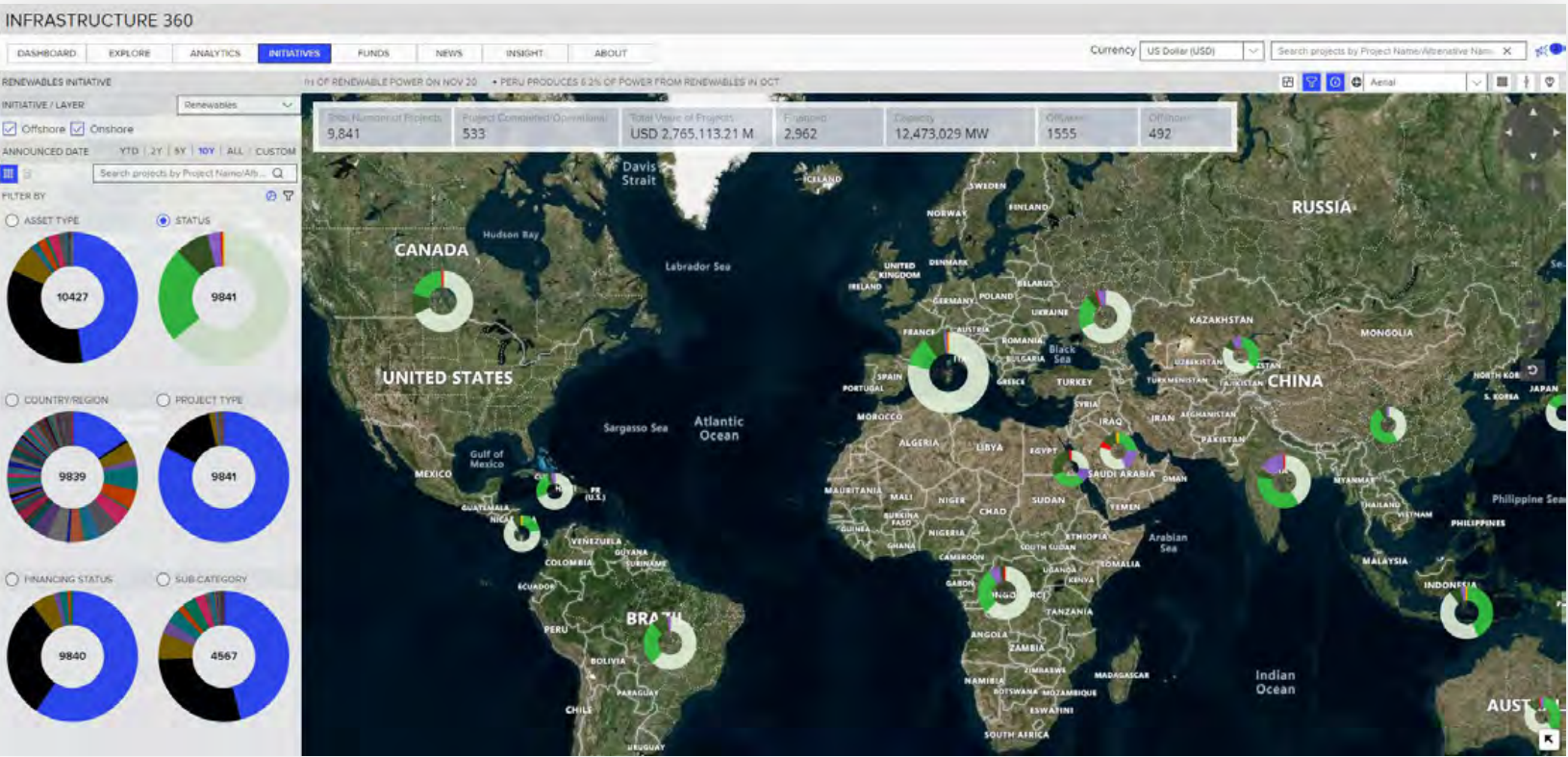
Powered by real-time insight, Infrastructure 360 is the region’s most comprehensive projects, companies and contacts database, providing reliable information, transparency and actionable insight into the construction industry.

- Access 80+ regional and international news providers and robust analytical tools to evaluate 30,000+ project opportunities
- Mitigate risks and manage costs with visibility on entire project’s value chain, and understand the relationships between participants

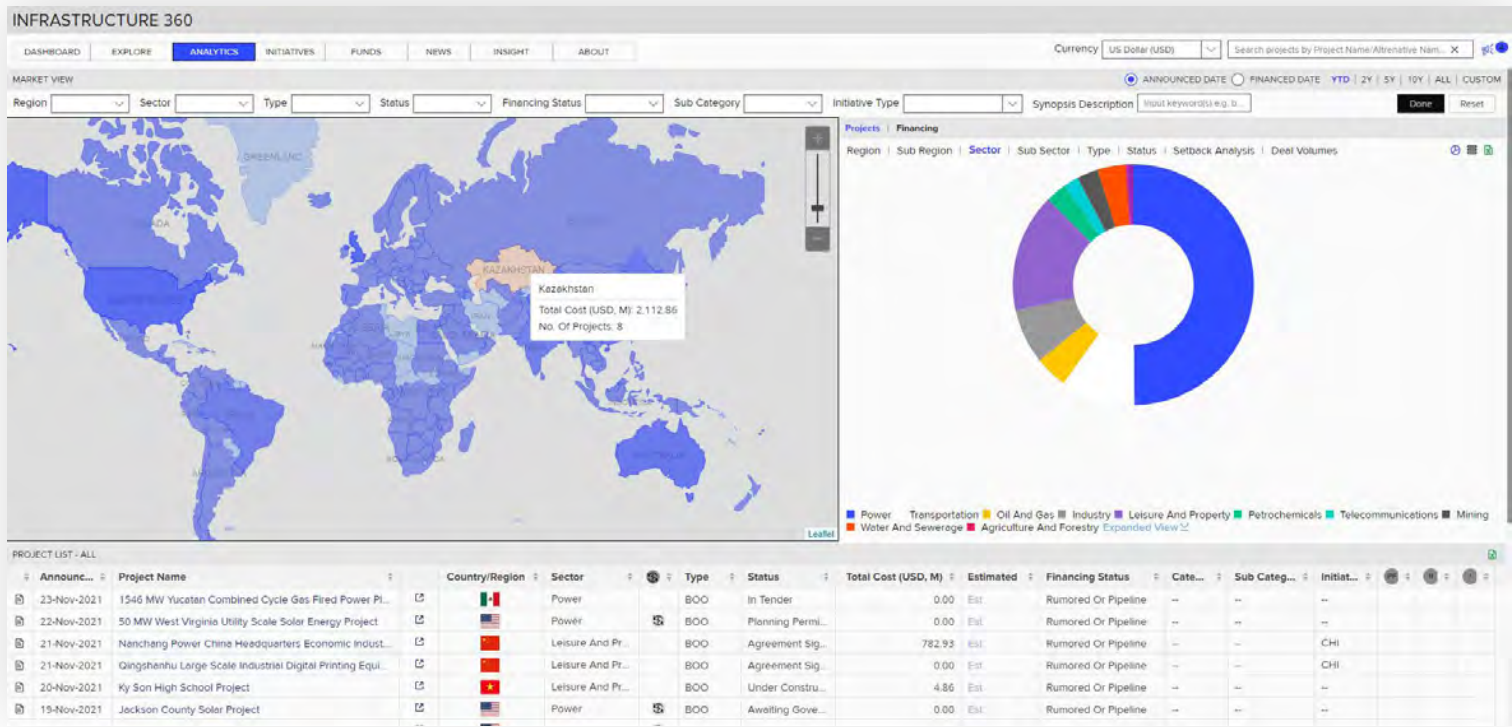
Renewables

With the OECD estimating ~6.9 trillion a year in sustainable infrastructure is required up to 2030 to meet the goals of the Paris Agreement, the volume of ‘bankable’ infrastructure projects involving renewable power, sustainable water and waste is expanding. The challenge lies in verifying which projects will offer stable, long-term returns, whilst meeting environmental, social, resiliency and governance needs.

Infrastructure 360 provides real-time, high-quality data for over 38,000 projects across biomass, geothermal, hydroelectric, solar, tidal/wave, waste and wind – giving you a competitive edge when searching for new opportunities.



Identify and compare project-level detail across different initiatives via the interactive world map



Explore regional, global and sectoral trends via the ANALYTICS tab

Infrastructure 360 is available on LSEG Workspace

LSEG Workspace brings together all the content and functionality the investment banking, research and portfolio management communities need, now using cutting-edge browser design and AI-powered technology to perform even faster across desktop, Web and mobile, offering a unique, customised environment.

New features:

- New 'Financing' view under the 'Explore' Tab. Search the underlying loans and bonds financing a project
- Within the 'News' view there is now a 'most read' feature and additional sector filters for Waste & Recycling and Industry news
- Under the 'Funds' tab there is a new section for PE I VC Funds, including details of their investments plus associated infrastructure projects

The screenshot shows the 'FINANCING - LOANS' tab in the INFRASTRUCTURE 360 application. It displays a table of loan details with columns for Issuer / Borrower, Loan Type, Currency, Amount, and Maturity Date. The table lists various loans from different issuers, including Hayabusa Wind Farm Portfolio, PT Bajradaya Sentrenusa, Mesquite Creek Wind LLC, and others.

Issuer / Borrower	Loan Type	Currency	Amount	Maturity Date
Hayabusa Wind Farm Portfolio	Term Loan	GBP	9.05	11-Jun-2028
Hayabusa Wind Farm Portfolio	Term Loan	GBP	17.03	11-Jun-2028
Hayabusa Wind Farm Portfolio	Term Loan	GBP	64.24	11-Jun-2028
Shin Izumo Wind Farm	Term Loan	JPY	7,989.00	30-Sep-2028
PT Bajradaya Sentrenusa	Term Loan	USD	130.89	28-May-2027
Mesquite Creek Wind LLC	Standby Letter Of Credit	USD	69.60	30-Sep-2030
Mesquite Creek Wind LLC	Term Loan	USD	218.90	30-Sep-2030
FMS KK	Term Loan	JPY	5,490.00	30-Nov-2032
Varna Wind LP	Term Loan	CAD	170.00	13-Jun-2032
JAMC Solar Energy Godo Kels...	Term Loan	JPY	4,800.00	10-Apr-2032
JAMC Solar Energy Godo Kels...	Term Loan	JPY	276.00	10-Apr-2032
Nam Ngiep 1 Power Co Ltd	Term Loan	USD	71.65	15-Aug-2034
GDF Suez UK Wind Portfolio S...	Term Loan	GBP	90.00	10-Sep-2028
Setouchi Future Creation LLC	Standby Letter Of Credit	JPY	6,334.00	31-Mar-2037
Setouchi Future Creation LLC	Term Loan	JPY	78,934.00	31-Mar-2037
Setouchi Future Creation LLC	Standby Letter Of Credit	JPY	1,688.50	31-Mar-2037

The screenshot shows the 'FUNDS' tab in the INFRASTRUCTURE 360 application. It displays a table of fund details with columns for Fund Name, Firm Name, Fund Type, and Fund Year. The table lists various funds, including DIF Infrastructure VI, Dunreth Capital Infrastructure Surety Fund, L.P., and others.

Fund Name	Firm Name	Fund Type	Fund Year
DIF Infrastructure VI	DIF Capital Partners Ltd	Buyout	2021
Dunreth Capital Infrastructure Surety Fund, L.P.	Dunreth Capital, Inc.	Venture Capital	2004
Dutch Infrastructure Fund VI	DIF Capital Partners Ltd	Buyout	2019
Edelweiss Infrastructure Yield Plus	Edelweiss Financial Services Ltd	Other Private Equity	2018
Ember Infrastructure Fund I, LP	Ember Infrastructure Management LP	Generalist Private Equity	2021
Emerging Africa Infrastructure Fund	Emerging Capital Partners LLC	Generalist Private Equity	2012
Encavis Infrastructure Fund II	Encavis AG		
Encavis Infrastructure Fund III	Encavis AG		
Encavis Infrastructure Fund IV	Encavis AG		
Energy Infrastructure Partners AG - Unspecified ...	Energy Infrastructure Partners AG		
EOS ReNewable Infrastructure Fund II	Eos Investment Management Ltd		
EQ Partners Asia Infrastructure Private Equity F...	Korea Investment Private Equity Co Ltd		
EQT Active Core Infrastructure	EQT Partners AB		
EQT Infrastructure Fund	EQT Partners AB		
EQT Infrastructure Fund II	EQT Partners AB		
EQT Infrastructure Fund IV	EQT Partners AB		
EQT Infrastructure Fund V	EQT Partners AB		
EQT Infrastructure III	EQT Partners AB		
Equitix European Infrastructure I SCSp	Equitix Investment Management Ltd		
Espirito Santo Infrastructure Fund I	Hatong Capital		
European Digital Infrastructure Fund I	DN Capital Global Venture Capital II LP		

Search **GINFR** in LSEG Workspace to get started with Infrastructure 360.