



# ETF & ETP May Update

# Highlights

London Stock Exchange remains Europe's top exchange for ETFs and other ETPs, and continues to grow across different products including fixed income ETFs, emerging market ETFs and Exchange Traded Commodities etc.

## Listings

- **14** new ETFs were listed in April 2017
- There are now **905** ETFs (available as **1,388** lines through multi-currency offerings) and **450** ETCs/ETNs (available as **519** lines) on our London market

## Trading activity

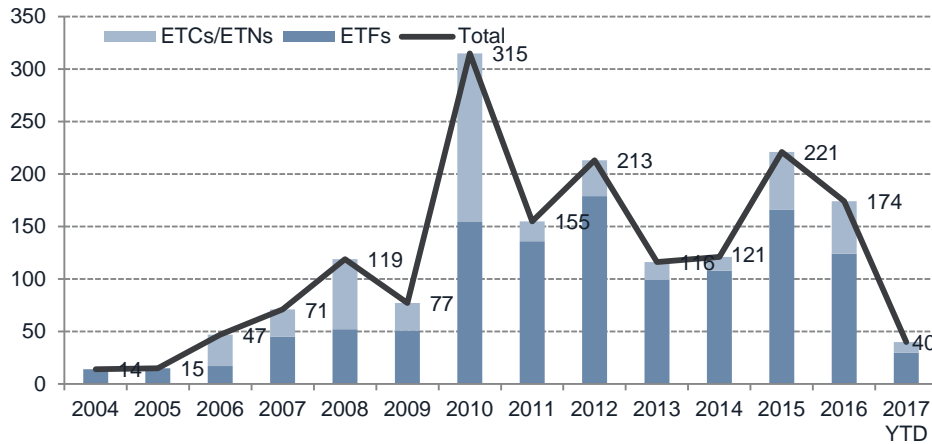
- Total on-exchange value traded for ETFs in Apr 2017 was **£20.5 billion (251k trades)**, up by **2%** compared to Apr 2016
- Total on-exchange value traded for other ETPs (ETCs and ETNs) in Apr 2017 was **£2.0 billion (41k trades)**, down by **29%** compared to Apr 2016

## Market coverage

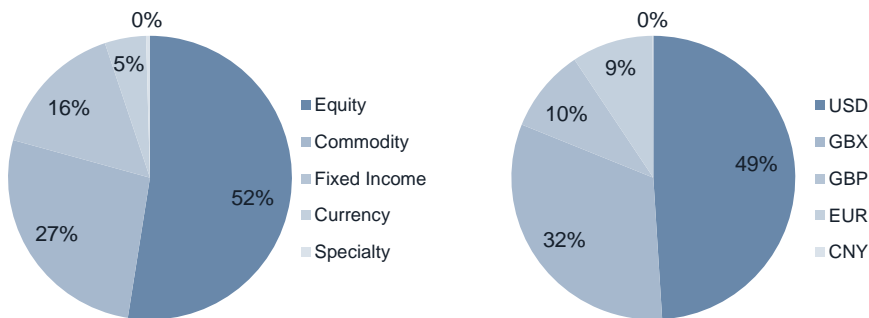
- **19** registered market makers provide continuous pricing and a high quality pool of liquidity on our order-book
- In addition, more than **150** member firms from over **20** countries are connected to the London Stock Exchange's order book and have access to trade ETFs

# Product Growth

**ETP new listings on LSE since 2004**



**No. of products by asset class and trading currency**



**Points to highlight:**

- There are **26** ETP issuers on London Stock Exchange and a total of **1,355** ETPs.
- We have welcomed **GF International** and **Fidelity** as new ETF issuers in 2017.
- **30** new ETFs and **10** new ETCs/ETNs were listed on LSE in 2017.
- Of the **40** new listings, **20** were fixed income products, **19** were equity products and **1** was a commodity product.
- Products listed on LSE showed a good diversity in terms of asset classes and trading currencies, offering investors with greater flexibility.

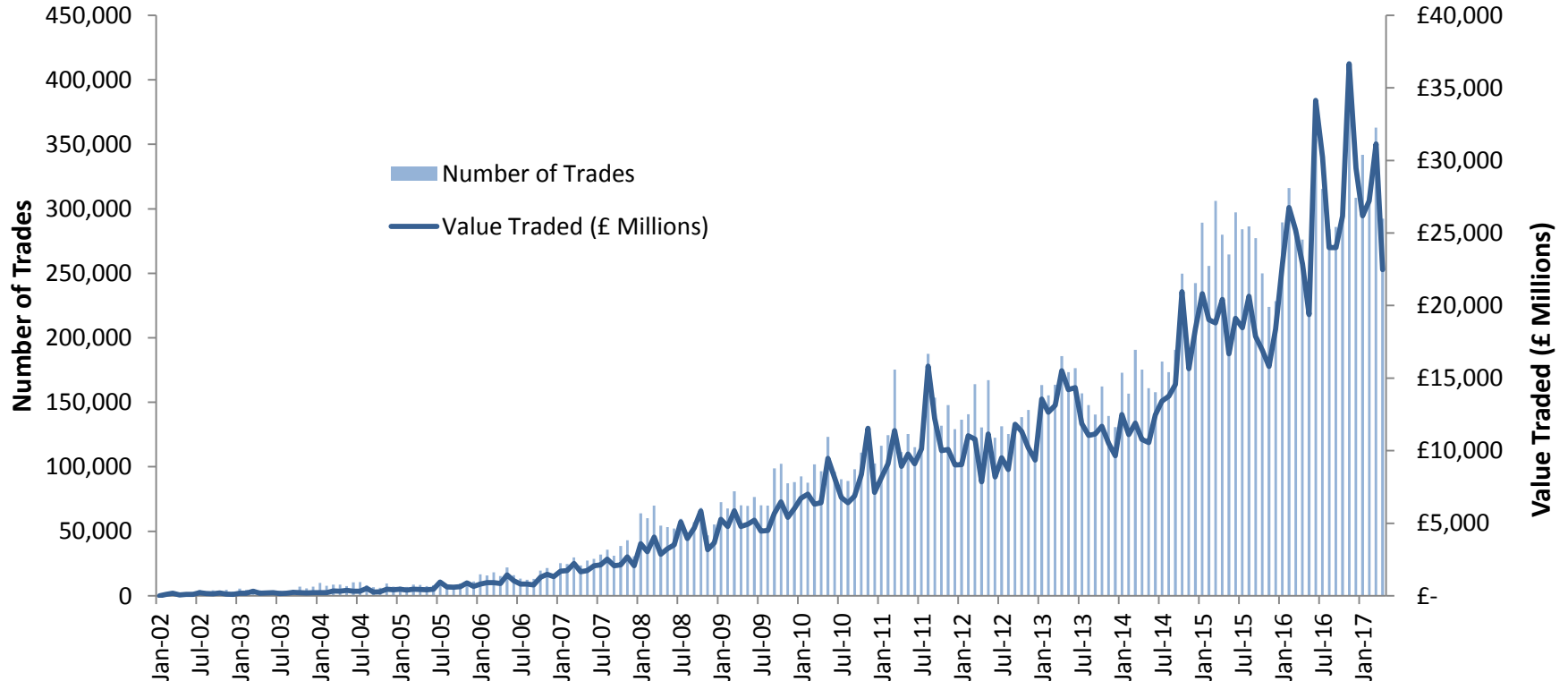


## New ETF/ETP listed – Apr 2017

<u>ISIN Code</u>	<u>TIDM</u>	<u>First Trading Date</u>	<u>Currency</u>	<u>Issuer Name</u>	<u>Instrument Name</u>
IE00BYXVGY31	FUSA	20170403	USD	FIDELITY UCITS ICAV	US QUALITY INCOME UCITS ETF USD ACC
IE00BYXVGZ48	FGQI	20170403	USD	FIDELITY UCITS ICAV	GLOBAL QUALITY INCOME UCITS ETF USD INC
IE00BYXVGX24	FUSD	20170403	USD	FIDELITY UCITS ICAV	US QUALITY INCOME UCITS ETF USD INC
IE00BYXYJ35	LQDA	20170413	USD	ISHARES PLC	ISHARES \$ CORP BOND UCITS ETF USD (ACC)
IE00BYXPSP02	IBTA	20170413	USD	ISHARES PLC	ISHS \$ TR BND 1-3YR UCITS ETF USD (ACC)
IE00BYXYK40	JPEA	20170413	USD	ISHARES II PLC	IS JPM \$ EM BOND UCITS ETF USD AC
IE00BYXYM63	IUAA	20170413	USD	ISHARES II PLC	ISHARES US AGG BOND UCITS ETF USD (ACC)
IE00BYXYL56	IHYA	20170413	USD	ISHARES II PLC	IS \$ HY CORPORATE BND UCITS ETF USD ACC
IE00BYXYN70	IMBA	20170413	USD	ISHARES IV PLC	IS US MORT BACK SEC UCITS ETF USD ACC
IE00BYXYYP94	SDIA	20170413	USD	ISHARES IV PLC	IS \$ SHRT DUR CORP BND UCITS ETF USD ACC
IE00BDS67326	EMLC	20170420	USD	VANECK VECTORS UCITS ETFS PLC	VANECK VECTORS JPM EM LOC CUR BD ETF
IE00BDQYWQ65	TIP5	20170424	USD	ISHARES II PLC	ISHARES \$ TIPS 0-5 UCITS ETF
LU0641006456	XGSI	20170424	USD	DB X-TRACKERS II	DBXT GLOBAL GOV ETF 3C USD
IE00BDQZ5152	ICBU	20170427	USD	ISHARES III PLC	ISHARES INTERMEDIATE CREDIT BOND

# London ETF/ETP Market Growth

- Total on-exchange value traded in Apr 2017 was £22.5 billion through 292k trades, down by 2% compared to Apr 2016
- Total on-exchange value traded YTD is £107.0 billion through 1.3 million trades, up by 10% compared to same period in 2016
- Average order book trade size for ETFs was £35k and average order book trade size for other ETPs was £38k in Apr 2017



# Top 10 Traded ETFs

## Top 10 most Actively On-book traded ETFs on LSE

	Instrument Name	TIDM	ISIN	Value (£m)	Trades	Volume (m)	Value (%)	Trade (%)	Volume (%)	Avg Trade Size	Average TWS
1	ISHARES CORE FTSE100 UCITS ETF GBP(DIST)	ISF	IE0005042456	£370.42	11,295	51.55	6.33%	6.74%	20.92%	32,795	5.86
2	VANGUARD S&P 500 UCITS ETF	VUSD	IE00B3XXRP09	£340.20	7,315	9.57	5.81%	4.37%	3.88%	46,507	3.19
3	ISHRS CORE S&P 500 UCITS ETF USD (ACC)	CSPX	IE00B5BMR087	£331.63	3,647	1.86	5.67%	2.18%	0.76%	90,932	2.89
4	VANGUARD FTSE 100 UCITS ETF	VUKE	IE00B810Q511	£158.65	1,697	4.89	2.71%	1.01%	1.99%	93,489	4.27
5	ISHARES \$ CORP.BOND UCITS ETF USD (DIST)	LQDE	IE0032895942	£128.77	4,902	1.43	2.20%	2.93%	0.58%	26,268	8.21
6	ISHRS CORE MSCI WORLD ETF USD (ACC)	IWDA	IE00B4L5Y983	£101.02	2,159	2.72	1.73%	1.29%	1.10%	46,790	6.41
7	ISHRS J.P. MORGAN \$ EM BOND ETF USD DIST	IEMB	IE00B2NPKV68	£96.74	4,393	1.08	1.65%	2.62%	0.44%	22,022	9.31
8	ISHRS \$ HIGH YIELD CRP BND ETF USD DIST	IHYU	IE00B4PY7Y77	£95.55	2,617	1.13	1.63%	1.56%	0.46%	36,512	12.01
9	VANGUARD S&P 500 UCITS ETF	VUSA	IE00B3XXRP09	£80.20	1,004	2.26	1.37%	0.60%	0.92%	79,881	4.5
10	ISHARES FTSE 250 UCITS ETF GBP (DIST)	MIDD	IE00B00FV128	£74.51	2,316	3.97	1.27%	1.38%	1.61%	32,170	9.33
			<b>Sum:</b>	<b>£1,778</b>							

## Top 10 most Actively On-exchange traded ETFs on LSE

	Instrument Name	TIDM	ISIN	Value (£m)	Trades	Volume (m)	Value (%)	Trade (%)	Volume (%)	Avg Trade Size	Average TWS
1	VANGUARD S&P 500 UCITS ETF	VUSD	IE00B3XXRP09	£994.83	7,909	27.94	4.86%	3.14%	3.55%	125,785	3.19
2	ISHARES CORE FTSE100 UCITS ETF GBP(DIST)	ISF	IE0005042456	£708.59	15,050	98.61	3.46%	5.98%	12.52%	47,082	5.86
3	ISHRS CORE S&P 500 UCITS ETF USD (ACC)	CSPX	IE00B5BMR087	£672.29	3,882	3.77	3.29%	1.54%	0.48%	173,181	2.89
4	ISHARES \$ CORP.BOND UCITS ETF USD (DIST)	LQDE	IE0032895942	£594.31	5,490	6.57	2.91%	2.18%	0.83%	108,253	8.21
5	ISHRS CORE EUR CORP BOND ETF EUR (DIST)	IEAC	IE00B3F81R35	£586.83	776	5.34	2.87%	0.31%	0.68%	756,221	7.34
6	LYXOR UCITS ETF CAC 40	CACX	FR0007052782	£421.18	99	9.38	2.06%	0.04%	1.19%	4,254,331	17.04
7	ISHRS \$ HIGH YIELD CRP BND ETF USD DIST	IHYU	IE00B4PY7Y77	£381.96	3,909	4.52	1.87%	1.55%	0.57%	97,713	12.01
8	VANGUARD FTSE 100 UCITS ETF	VUKE	IE00B810Q511	£345.22	4,344	10.65	1.69%	1.73%	1.35%	79,470	4.27
9	ISHRS CORE MSCI WORLD ETF USD (ACC)	IWDA	IE00B4L5Y983	£333.16	2,282	8.92	1.63%	0.91%	1.13%	145,994	6.41
10	SOURCE BLOOMBERG COMMODITY UCITS ETF	CMOD	IE00BD6FTQ80	£308.80	39	23.13	1.51%	0.02%	2.94%	7,917,821	18.44
			<b>Sum:</b>	<b>£5,347</b>							

# Top 10 Traded ETCs

## Top 10 most Actively On-book traded Other ETPs on LSE

	Instrument Name	TIDM	ISIN	Value (£m)	Trades	Volume (m)	Value (%)	Trade (%)	Volume (%)	Avg Trade Size	Average TWS
1	SOURCE PHYSICAL GOLD P-ETC CERTS	SGLD	IE00B579F325	£176.04	3,367	1.79	18.08%	13.11%	2.22%	52,285	2.97
2	ETFS PHYSICAL GOLD	PHAU	JE00B1VS3770	£144.14	2,162	1.49	14.80%	8.42%	1.85%	66,669	3.46
3	GOLD BULLION SECURITIES	GBS	GB00B00FHZ82	£137.61	2,380	1.44	14.13%	9.26%	1.79%	57,818	3.04
4	ISHARES PHYSICAL GOLD ETC	IGLN	IE00B4ND3602	£90.12	1,746	4.53	9.26%	6.80%	5.62%	51,614	2.82
5	ETFS WTI CRUDE OIL	CRUD	GB00B15KXV33	£52.20	1,616	8.82	5.36%	6.29%	10.94%	32,302	6.37
6	ETFS PHYSICAL GOLD £	PHGP	JE00B1VS3770	£23.62	253	0.24	2.43%	0.98%	0.30%	93,344	5.11
7	ISHARES PHYSICAL GOLD ETC	SGLN	IE00B4ND3602	£22.23	475	1.12	2.28%	1.85%	1.39%	46,805	6.53
8	ETFS PHYSICAL SILVER	PHAG	JE00B1VS3333	£16.30	455	1.21	1.67%	1.77%	1.50%	35,817	7.51
9	ETFS 2X DAILY LONG WTI CRUDE OIL	LOIL	JE00BDD9Q840	£16.14	532	0.52	1.66%	2.07%	0.65%	30,333	30.05
10	ETFS PHYSICAL PLATINUM	PHPT	JE00B1VS2W53	£13.67	289	0.19	1.40%	1.12%	0.23%	47,284	10.55
			<b>Sum:</b>	<b>£692</b>							

## Top 10 most Actively On-exchange traded Other ETPs on LSE

	Instrument Name	TIDM	ISIN	Value (£m)	Trades	Volume (m)	Value (%)	Trade (%)	Volume (%)	Avg Trade Size	Average TWS
1	SOURCE PHYSICAL GOLD P-ETC CERTS	SGLD	IE00B579F325	£280.11	3,625	2.85	13.90%	8.92%	1.40%	77,272	2.97
2	ETFS PHYSICAL GOLD	PHAU	JE00B1VS3770	£266.94	2,438	2.75	13.25%	6.00%	1.35%	109,493	3.46
3	GOLD BULLION SECURITIES	GBS	GB00B00FHZ82	£198.37	2,666	2.08	9.84%	6.56%	1.02%	74,406	3.04
4	ISHARES PHYSICAL GOLD ETC	IGLN	IE00B4ND3602	£184.53	1,884	9.29	9.16%	4.64%	4.55%	97,946	2.82
5	ETFS WTI CRUDE OIL	CRUD	GB00B15KXV33	£117.29	1,819	19.47	5.82%	4.48%	9.54%	64,483	6.37
6	ETFS PHYSICAL GOLD £	PHGP	JE00B1VS3770	£105.93	2,323	1.10	5.26%	5.72%	0.54%	45,601	5.11
7	ETFS BRENT 1MTH	OILB	GB00B0CTWC01	£79.31	434	4.19	3.94%	1.07%	2.05%	182,745	37.90
8	ETFS INDUSTRIAL METALS	AIGI	GB00B15KYG56	£47.63	120	5.51	2.36%	0.30%	2.70%	396,945	53.39
9	ISHARES PHYSICAL GOLD ETC	SGLN	IE00B4ND3602	£45.89	2,007	2.32	2.28%	4.94%	1.13%	22,865	6.53
10	ETFS PHYSICAL SILVER	PHAG	JE00B1VS3333	£33.08	540	2.43	1.64%	1.33%	1.19%	61,258	7.51
			<b>Sum:</b>	<b>£1,359</b>							



## Contact Details

---

### Exchange Traded Products

London Stock Exchange  
10 Paternoster Square  
London EC4M 7LS  
Tel: +44 (0)20 7797 3921

[etfs@lseg.com](mailto:etfs@lseg.com)