



ETF & ETP June Update

Highlights

London Stock Exchange remains Europe's top exchange for ETFs and other ETPs, and continues to grow across different products including fixed income ETFs, emerging market ETFs and Exchange Traded Commodities etc.

Listings

- **12** new ETFs and other ETPs were listed in May 2017
- There are now **903** ETFs (available as **1,383** lines through multi-currency offerings) and **457** ETCs/ETNs (available as **526** lines) on our London market

Trading activity

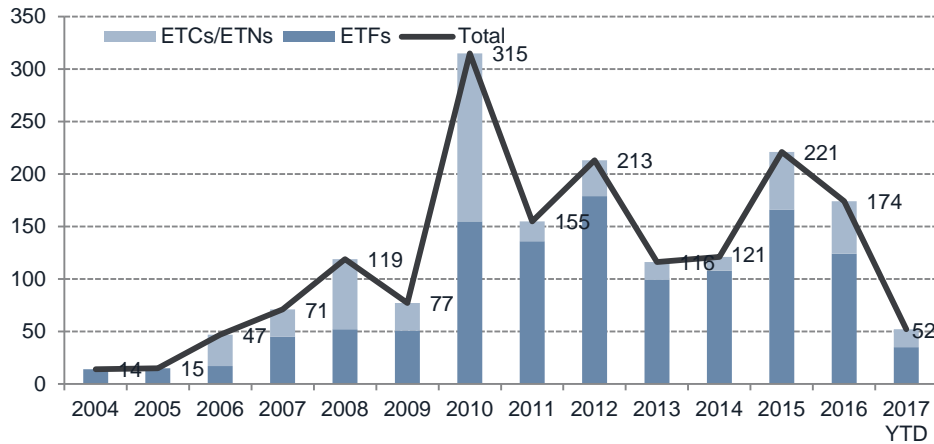
- Total on-exchange value traded for ETFs in May 2017 was **£27.4 billion (285k trades)**, up by **61%** compared to May 2016
- Total on-exchange value traded for other ETPs (ETCs and ETNs) in May 2017 was **£2.0 billion (43k trades)**, down by **16%** compared to May 2016

Market coverage

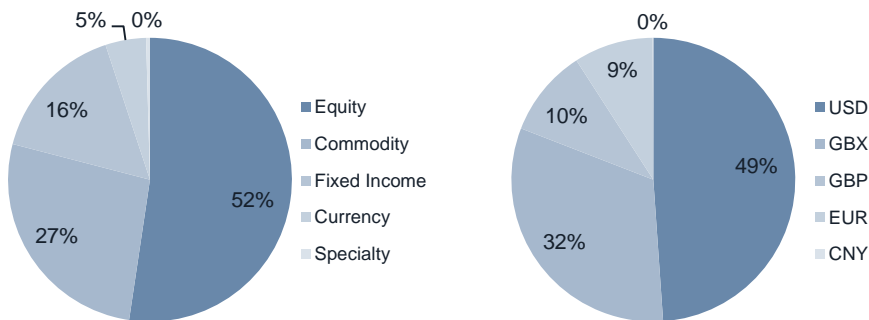
- **19** registered market makers provide continuous pricing and a high quality pool of liquidity on our order-book
- In addition, more than **150** member firms from over **20** countries are connected to the London Stock Exchange's order book and have access to trade ETFs

Product Growth

ETP new listings on LSE since 2004



No. of products by asset class and trading currency



Points to highlight:

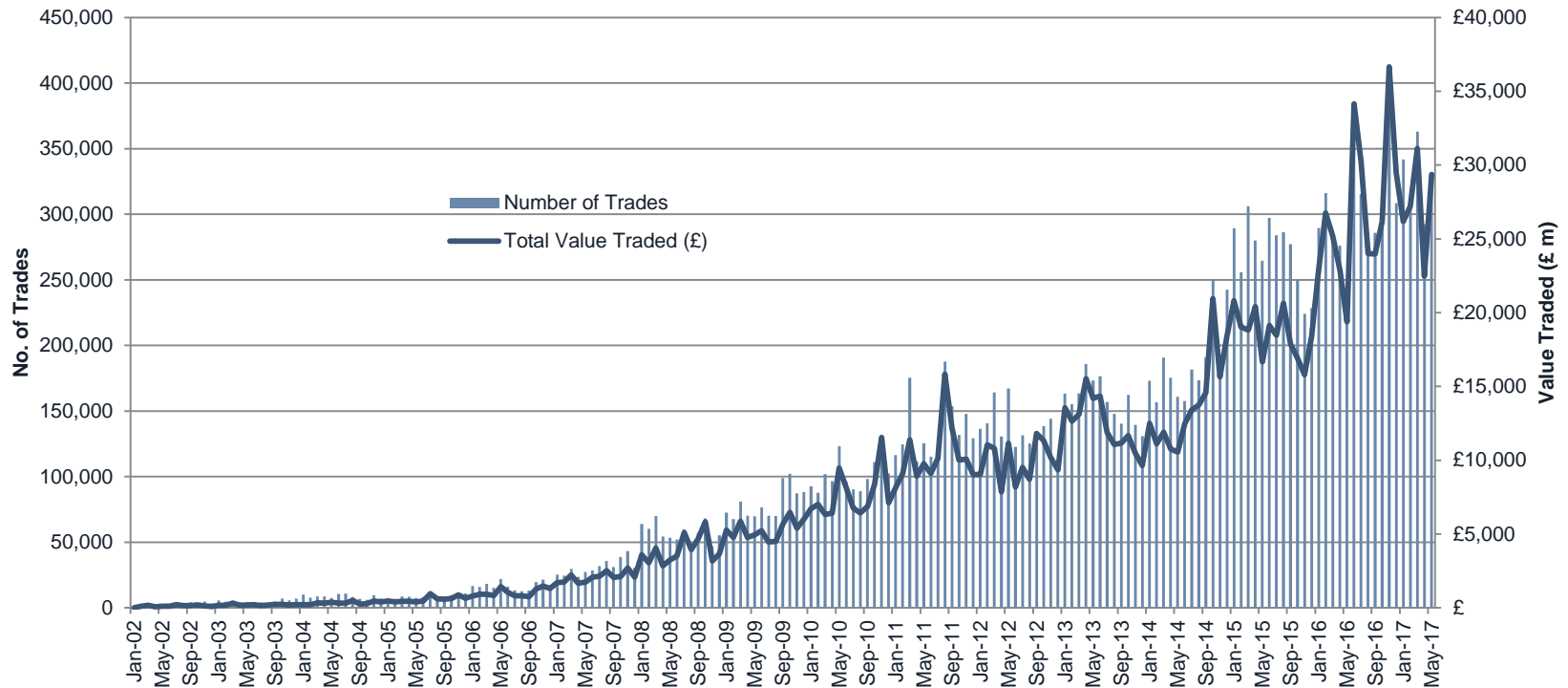
- There are **26** ETP issuers on London Stock Exchange and a total of **1,360** ETPs.
- We have welcomed **GF International** and **Fidelity** as new ETF issuers in 2017.
- **35** new ETFs and **17** new ETCs/ETNs were listed on LSE in 2017.
- Of the **52** new listings, **26** were equity products, **21** fixed income products and **5** commodity products.
- Products listed on LSE showed a good diversity in terms of asset classes and trading currencies, offering investors with greater flexibility.

New ETF/ETP listed – May 2017

| <u>ISIN Code</u> | <u>TIDM</u> | <u>First Trading Date</u> | <u>Currency</u> | <u>Issuer Name</u> | <u>Instrument Name</u> |
|------------------|-------------|---------------------------|-----------------|-------------------------------------|--|
| LU1571051751 | BUOY | 20170512 | USD | LYXOR INDEX FUND | LYXOR \$ FLOATING RATE NOTE UCITS ETF |
| GB00BD8YX509 | 3LWO | 20170509 | GBP | SG ISSUER | SG WTI X3 DAILY LONG GBP |
| GB00BD8YXR21 | 3SWO | 20170509 | GBP | SG ISSUER | SG WTI X3 DAILY SHORT GBP |
| GB00BD8YXT45 | 3LAU | 20170509 | GBP | SG ISSUER | SG GOLD X3 DAILY LONG GBP |
| GB00BD8YXW73 | 3SAU | 20170509 | GBP | SG ISSUER | SG GOLD X3 DAILY SHORT GBP |
| GB00BD8YYG80 | 5SFT | 20170509 | GBP | SG ISSUER | SG FTSE 100 X5 DAILY SHORT GBP |
| GB00BD8YYJ12 | 2LFT | 20170509 | GBP | SG ISSUER | SG FTSE 100 X2 DAILY LONG GBP |
| GB00BD8YYL34 | 2SFT | 20170509 | GBP | SG ISSUER | SG FTSE 100 X2 DAILY SHORT GBP |
| IE00BDGV0308 | USFM | 20170517 | GBX | UBS (IRL) ETF PLC | UBSETF MSCI US SEL FACTOR MIX USD A-DIS |
| IE00BDZCKK11 | PQVM | 20170523 | USD | POWERSHARES GLBAL FUNDS IRELAND PLC | POWERSHARES S&P 500 QVM UCITS ETF-SHARES |
| IE00BD45YS76 | IWDG | 20170522 | GBX | ISHARES III PLC | ISHARES MSCI WORLD ETF GBP HDGD (DIST) |
| IE00BF20LF40 | EUMD | 20170522 | EUR | ISHARES VI PLC | ISHARES EUROPE MC UCITS ETF EUR ACC |

London ETF/ETP Market Growth

- Total on-exchange value traded in May 2017 was **£29.4 billion** through 329k trades, **up by 52%** compared to May 2016
- Total on-exchange value traded YTD is **£136.3 billion** through 1.6 million trades, **up by 16%** compared to same period in 2016
- Average order book trade size for ETFs was **£38k** and average order book trade size for other ETPs was **£36k** in May 2017



Top 10 Traded ETFs

Top 10 most Actively On-book traded ETFs on LSE

| | Instrument Name | TIDM | ISIN | Value (£m) | Trades | Volume (m) | Value (%) | Trade (%) | Volume (%) | Avg Trade Size | Average TWS |
|----|---|------|--------------|-----------------|--------|------------|-----------|-----------|------------|----------------|-------------|
| 1 | ISHRS CORE S&P 500 UCITS ETF USD (ACC) | CSPX | IE00B5BMR087 | £527.49 | 6834 | 2.99 | 7.07% | 3.47% | 0.95% | 77,187 | 2.02 |
| 2 | VANGUARD S&P 500 UCITS ETF | VUSD | IE00B3XXRP09 | £463.69 | 5803 | 13.18 | 6.22% | 2.95% | 4.21% | 79,906 | 3.83 |
| 3 | ISHARES CORE FTSE100 UCITS ETF GBP(DIST) | ISF | IE0005042456 | £459.96 | 11668 | 62.09 | 6.17% | 5.93% | 19.81% | 39,420 | 5.12 |
| 4 | ISHARES MSCI EM UCITS ETF USD (ACC) | IEMA | IE00B4L5YC18 | £266.78 | 1137 | 11.17 | 3.58% | 0.58% | 3.56% | 234,638 | 14.47 |
| 5 | ISHRS CORE MSCI WORLD ETF USD (ACC) | IWDA | IE00B4L5Y983 | £144.67 | 2382 | 3.88 | 1.94% | 1.21% | 1.24% | 60,736 | 6.34 |
| 6 | ISHRS J.P. MORGAN \$ EM BOND ETF USD DIST | IEMB | IE00B2NPKV68 | £129.95 | 4363 | 1.48 | 1.74% | 2.22% | 0.47% | 29,784 | 9.92 |
| 7 | ISHARES MSCI EM UCITS ETF USD (DIST) | IDEM | IE00B0M63177 | £129.37 | 2063 | 4.33 | 1.73% | 1.05% | 1.38% | 62,711 | 7.81 |
| 8 | ISHARES \$ CORP.BOND UCITS ETF USD (DIST) | LQDE | IE0032895942 | £126.67 | 4435 | 1.42 | 1.70% | 2.26% | 0.45% | 28,560 | 8.62 |
| 9 | ISHRS \$ HIGH YIELD CRP BND ETF USD DIST | IHYU | IE00B4PY7Y77 | £100.31 | 3626 | 1.23 | 1.35% | 1.84% | 0.39% | 27,664 | 16.69 |
| 10 | VANGUARD FTSE 100 UCITS ETF | VUKE | IE00B810Q511 | £99.14 | 1554 | 2.98 | 1.33% | 0.79% | 0.95% | 63,800 | 4.69 |
| | | | Sum: | £2448.04 | | | | | | | |

Top 10 most Actively On-exchange traded ETFs on LSE

| | Instrument Name | TIDM | ISIN | Value (£m) | Trades | Volume (m) | Value (%) | Trade (%) | Volume (%) | Avg Trade Size | Average TWS |
|----|---|------|--------------|------------------|--------|------------|-----------|-----------|------------|----------------|-------------|
| 1 | ISHRS CORE S&P 500 UCITS ETF USD (ACC) | CSPX | IE00B5BMR087 | £1050.63 | 8561 | 5.96 | 3.83% | 3.00% | 0.51% | 122,723 | 2.02 |
| 2 | ISHRS CORE MSCI WORLD ETF USD (ACC) | IWDA | IE00B4L5Y983 | £980.1 | 2520 | 26.12 | 3.58% | 0.88% | 2.22% | 388,930 | 6.34 |
| 3 | ISHARES CORE FTSE100 UCITS ETF GBP(DIST) | ISF | IE0005042456 | £885.22 | 14924 | 120.1 | 3.23% | 5.23% | 10.21% | 59,315 | 5.12 |
| 4 | ISHARES MSCI EM UCITS ETF USD (ACC) | IEMA | IE00B4L5YC18 | £840.88 | 1374 | 35.37 | 3.07% | 0.48% | 3.01% | 611,993 | 14.47 |
| 5 | VANGUARD S&P 500 UCITS ETF | VUSD | IE00B3XXRP09 | £714.54 | 6202 | 20.31 | 2.61% | 2.17% | 1.73% | 115,211 | 3.83 |
| 6 | ISHARES EUR H.YLD C.B UCITS ETF EUR DIST | IHYG | IE00B66F4759 | £604.97 | 2379 | 6.63 | 2.21% | 0.83% | 0.56% | 254,298 | 9.64 |
| 7 | ISHRS J.P. MORGAN \$ EM BOND ETF USD DIST | IEMB | IE00B2NPKV68 | £554.13 | 4736 | 6.32 | 2.02% | 1.66% | 0.54% | 117,005 | 9.92 |
| 8 | ISHRS MSCI WORLD GBP HEDGED ETF (ACC) | IGWD | IE00B42YS929 | £529.29 | 708 | 10.94 | 1.93% | 0.25% | 0.93% | 747,584 | 15.09 |
| 9 | ISHARES \$ CORP.BOND UCITS ETF USD (DIST) | LQDE | IE0032895942 | £519.4 | 5839 | 5.85 | 1.89% | 2.05% | 0.50% | 88,954 | 8.62 |
| 10 | ISHRS CORE EUR CORP BOND ETF EUR (DIST) | IEAC | IE00B3F81R35 | £512.85 | 1152 | 4.64 | 1.87% | 0.40% | 0.39% | 445,179 | 7.15 |
| | | | Sum: | £7,192.02 | | | | | | | |



Top 10 Traded ETCs

Top 10 most Actively On-book traded Other ETPs on LSE

| | Instrument Name | TIDM | ISIN | Value (£m) | Trades | Volume (m) | Value (%) | Trade (%) | Volume (%) | Avg Trade Size | Average TWS |
|----|-------------------------------------|------|--------------|-------------|--------|------------|-----------|-----------|------------|----------------|-------------|
| 1 | ETFS PHYSICAL GOLD | PHAU | JE00B1VS3770 | £117.74 | 1455 | 1.27 | 12.58% | 5.55% | 0.94% | 80,918 | 4.04 |
| 2 | ETFS WTI CRUDE OIL | CRUD | GB00B15KXV33 | £109.7 | 2540 | 19.98 | 11.72% | 9.70% | 14.82% | 43,188 | 7.11 |
| 3 | GOLD BULLION SECURITIES | GBS | GB00B00FHZ82 | £101.03 | 1325 | 1.1 | 10.80% | 5.06% | 0.82% | 76,252 | 3.31 |
| 4 | SOURCE PHYSICAL GOLD P-ETC CERTS | SGLD | IE00B579F325 | £93.61 | 1916 | .99 | 10.00% | 7.31% | 0.74% | 48,858 | 3.89 |
| 5 | ISHARES PHYSICAL GOLD ETC | IGLN | IE00B4ND3602 | £75.53 | 1411 | 3.97 | 8.07% | 5.39% | 2.95% | 53,533 | 3.91 |
| 6 | ETFS PHYSICAL SILVER | PHAG | IE00B1VS3333 | £41.68 | 1177 | 3.36 | 4.45% | 4.49% | 2.49% | 35,414 | 8.88 |
| 7 | ETFS 2X DAILY LONG WTI CRUDE OIL | LOIL | JE00BDD9Q840 | £26.73 | 1318 | .98 | 2.86% | 5.03% | 0.73% | 20,283 | 36.44 |
| 8 | BOOST WTI OIL 3X LEVERAGE DAILY ETP | 3OIL | IE00B7ZQC614 | £18.23 | 1644 | 33.52 | 1.95% | 6.28% | 24.87% | 11,091 | 71.93 |
| 9 | ETFS PHYSICAL GOLD £ | PHGP | JE00B1VS3770 | £18.19 | 245 | .2 | 1.94% | 0.94% | 0.15% | 74,225 | 5.51 |
| 10 | ISHARES PHYSICAL GOLD ETC | SGLN | IE00B4ND3602 | £16.93 | 463 | .89 | 1.81% | 1.77% | 0.66% | 36,576 | 7.37 |
| | | | Sum: | £619 | | | | | | | |

Top 10 most Actively On-exchange traded Other ETPs on LSE

| | Instrument Name | TIDM | ISIN | Value (£m) | Trades | Volume (m) | Value (%) | Trade (%) | Volume (%) | Avg Trade Size | Average TWS |
|----|----------------------------------|------|--------------|---------------|--------|------------|-----------|-----------|------------|----------------|-------------|
| 1 | ETFS WTI CRUDE OIL | CRUD | GB00B15KXV33 | £230.71 | 2930 | 41.73 | 11.77% | 6.79% | 16.41% | 78,742 | 7.11 |
| 2 | ETFS PHYSICAL GOLD | PHAU | JE00B1VS3770 | £200.34 | 1682 | 2.16 | 10.22% | 3.90% | 0.85% | 119,108 | 4.04 |
| 3 | ETFS PHYSICAL SILVER | PHAG | JE00B1VS3333 | £191.79 | 1258 | 15.68 | 9.79% | 2.92% | 6.17% | 152,453 | 8.88 |
| 4 | ISHARES PHYSICAL GOLD ETC | IGLN | IE00B4ND3602 | £171.25 | 1563 | 9.01 | 8.74% | 3.62% | 3.54% | 109,564 | 3.91 |
| 5 | SOURCE PHYSICAL GOLD P-ETC CERTS | SGLD | IE00B579F325 | £156.32 | 2115 | 1.66 | 7.98% | 4.90% | 0.65% | 73,911 | 3.89 |
| 6 | GOLD BULLION SECURITIES | GBS | GB00B00FHZ82 | £148.59 | 1577 | 1.62 | 7.58% | 3.66% | 0.64% | 94,222 | 3.31 |
| 7 | ETFS PHYSICAL GOLD £ | PHGP | JE00B1VS3770 | £68.7 | 2405 | .74 | 3.51% | 5.57% | 0.29% | 28,564 | 5.51 |
| 8 | ETFS COPPER | COPA | GB00B15KXQ89 | £44.65 | 441 | 2.33 | 2.28% | 1.02% | 0.92% | 101,244 | 10.61 |
| 9 | SOURCE PHYSICAL GOLD P-ETC | SGLP | IE00B579F325 | £39.45 | 957 | .42 | 2.01% | 2.22% | 0.16% | 41,219 | 6.17 |
| 10 | ETFS 2X DAILY LONG WTI CRUDE OIL | LOIL | JE00BDD9Q840 | £32.7 | 1571 | 1.21 | 1.67% | 3.64% | 0.47% | 20,812 | 36.44 |
| | | | Sum: | £1,284 | | | | | | | |



Contact Details

Exchange Traded Products

London Stock Exchange
10 Paternoster Square
London EC4M 7LS
Tel: +44 (0)20 7797 3921

etfs@lseg.com