



ETF & ETP July Update

Highlights

London Stock Exchange remains Europe's top exchange for ETFs and other ETPs, and continues to grow across different products including fixed income ETFs, emerging market ETFs and Exchange Traded Commodities etc.

Listings

- **11** new ETFs were listed in July 2017
- There are now **921** ETFs (available as **1,413** lines through multi-currency offerings) and **457** ETCs/ETNs (available as **526** lines) on our London market

Trading activity

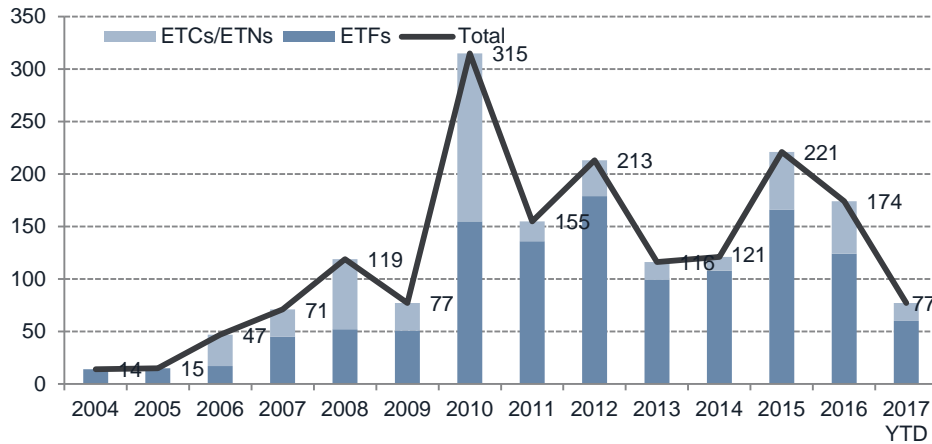
- Total on-exchange value traded for ETFs in June 2017 was **£21.9 billion (245k trades)**, down by **17%** compared to July 2016
- Total on-exchange value traded for other ETPs (ETCs and ETNs) in June 2017 was **£2.8 billion (48k trades)**, down by **31%** compared to July 2016

Market coverage

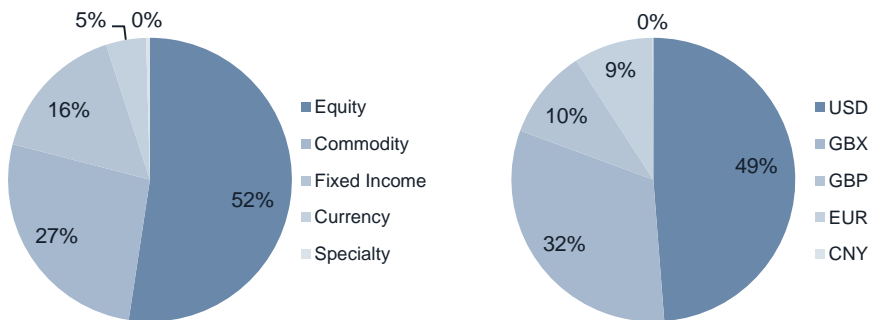
- **20** registered market makers provide continuous pricing and a high quality pool of liquidity on our order-book
- In addition, more than **140** member firms from over **20** countries are connected to the London Stock Exchange's order book and have access to trade ETFs

Product Growth

ETP new listings on LSE since 2004



No. of products by asset class and trading currency



Points to highlight:

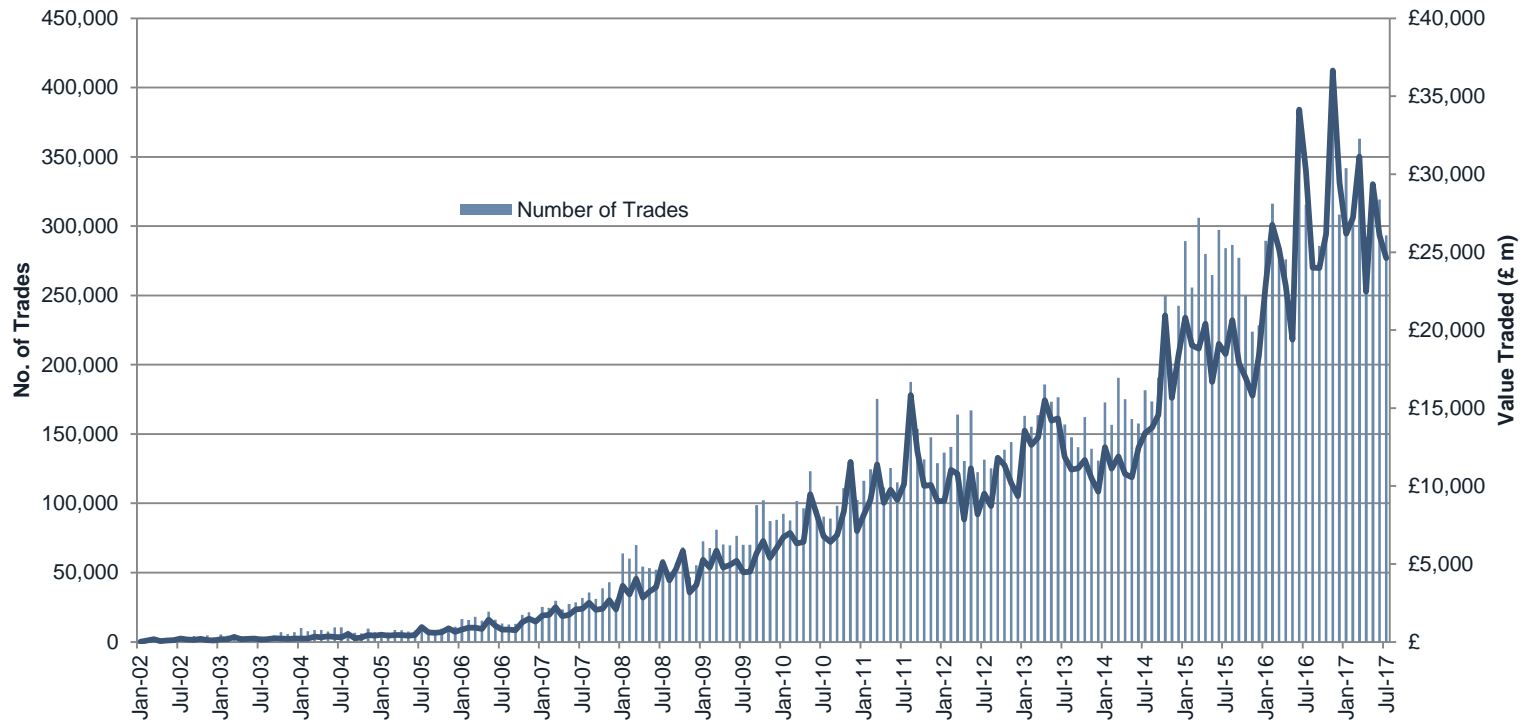
- There are **26** ETP issuers on London Stock Exchange and a total of **1,378** ETPs.
- We have welcomed **GF International** and **Fidelity** as new ETF issuers in 2017.
- **60** new ETFs and **17** new ETCs/ETNs were listed on LSE in 2017.
- Of the **77** new listings, **43** were equity products, **25** were fixed income products and **9** were commodity products.
- Products listed on LSE showed a good diversity in terms of asset classes and trading currencies, offering investors with greater flexibility.

New ETF/ETP listed – July 2017

<u>ISIN Code</u>	<u>TIDM</u>	<u>First Trading Date</u>	<u>Currency</u>	<u>Issuer Name</u>	<u>Instrument Name</u>
LU1617164055	HYST	20170707	USD	LYXOR INDEX FUND	LYXOR BOFA \$ SHORT TERM HY BOND ETF
LU1135865084	SP5C	20170707	USD	MULTI UNITS LUXEMBOURG	LYXOR S&P 500 UCITS ETF - C-EUR
IE00BF0BCP69	BCOM	20170711	USD	GO UCITS ETF SOLUTIONS PLC	ETFS ALL COMMODITIES GO UCITS ETF
IE00BYQJ1388	XAGS	20170711	USD	GO UCITS ETF SOLUTIONS PLC	ETFS LNG DTD ALL COMMOD EX-AGRI&LIVESTCK
IE00BZ048462	FLOT	20170712	USD	ISHARES II PLC	ISHARES \$ FLOATING RATE BOND UCITS ETF
IE00BDFL4P12	ICOM	20170720	USD	ISHARES VI PLC	ISHARES DIVERSIFIED COMM SWP UCITS ETF
IE00BF1K7792	ZWUS	20170713	GBP	BMO UCITS ETF ICAV	BMO ENHANCED INCOME USA EQUITY UCITS ETF
IE00BF1K7800	ZWUK	20170713	GBP	BMO UCITS ETF ICAV	BMO ENHANCED INCOME UK EQUITY UCITS ETF
IE00BF1K7917	ZWEU	20170713	GBP	BMO UCITS ETF ICAV	BMO ENHANCED INCOME EUR EQUITY UCITS ETF
LU1633261679	BILD	20170725	USD	LYXOR INDEX FUND	LYX FTSE USA CORE INFRA ETF
LU1633262487	MAKE	20170725	GBP	LYXOR INDEX FUND	LYX FTSE DEVELOPED EUROPE INFRA ETF

London ETF/ETP Market Growth

- Total on-exchange value traded in July 2017 was **£24.6 billion** through 293k trades, **down by 19%** compared to July 2016
- Total on-exchange value traded YTD is **£188.3 billion** through 2.2 million trades, **up by 4%** compared to same period in 2016
- Average order book trade size for ETFs was **£35k** and average order book trade size for other ETPs was **£32k** in July 2017



Top 10 Traded ETFs

Top 10 most Actively On-book traded ETFs on LSE

	Instrument Name	TIDM	ISIN	Value (£m)	Trades	Volume (m)	Value (%)	Trade (%)	Volume (%)	Avg Trade Size	Average TWS
1	ISHARES CORE FTSE100 UCITS ETF GBP(DIST)	ISF	IE0005042456	£670.89	13,137	91.67	10.82%	7.52%	30.27%	51,069	6.27
2	ISHRS CORE S&P 500 UCITS ETF USD (ACC)	CSPX	IE00B5BMR087	£359.80	3,245	2.00	5.80%	1.86%	0.66%	110,878	2.01
3	VANGUARD S&P 500 UCITS ETF	VUSD	IE00B3XXRP09	£346.28	5,762	9.66	5.58%	3.30%	3.19%	60,097	3.08
4	ISHRS J.P. MORGAN \$ EM BOND ETF USD DIST	IEMB	IE00B2NPKV68	£152.00	4,838	1.75	2.45%	2.77%	0.58%	31,418	9.16
5	ISHARES MSCI EM UCITS ETF USD (DIST)	IDEM	IE00B0M63177	£113.22	1,623	3.61	1.83%	0.93%	1.19%	69,762	6.06
6	ISHARES \$ CORP.BOND UCITS ETF USD (DIST)	LQDE	IE0032895942	£96.56	3,078	1.08	1.56%	1.76%	0.36%	31,370	8.90
7	ISHRS EDGE MSCI EURP MIN VOL ETF EUR ACC	MVEU	IE00B86MWN23	£93.43	446	2.60	1.51%	0.26%	0.86%	209,474	11.85
8	ISHS MSCI EURO EX-UK UCITS ETF EUR DIST	IEUX	IE00B14X4N27	£92.07	2,623	3.29	1.48%	1.50%	1.09%	35,099	9.56
9	ISHRS CORE MSCI WORLD ETF USD (ACC)	IWDA	IE00B4L5Y983	£91.62	4,258	2.40	1.48%	2.44%	0.79%	21,517	4.68
10	VANGUARD FTSE 100 UCITS ETF	VUKE	IE00B810Q511	£80.30	2,024	2.44	1.29%	1.16%	0.81%	39,676	4.33
			Sum:	£2,096.16							

Top 10 most Actively On-exchange traded ETFs on LSE

	Instrument Name	TIDM	ISIN	Value (£m)	Trades	Volume (m)	Value (%)	Trade (%)	Volume (%)	Avg Trade Size	Average TWS
1	ISHARES CORE FTSE100 UCITS ETF GBP(DIST)	ISF	IE0005042456	£1165.93	15,924	159.27	5.33%	6.49%	15.67%	73,219	6.27
2	ISHRS J.P. MORGAN \$ EM BOND ETF USD DIST	IEMB	IE00B2NPKV68	£662.28	5,048	7.62	3.03%	2.06%	0.75%	131,196	9.16
3	SOURCE BLOOMBERG COMMODITY UCITS ETF	CMOD	IE00BD6FTQ80	£599.06	112	46.56	2.74%	0.05%	4.58%	5,348,766	29.14
4	ISHRS CORE EUR CORP BOND ETF EUR (DIST)	IEAC	IE00B3F81R35	£593.47	727	5.17	2.71%	0.30%	0.51%	816,327	7.37
5	VANGUARD S&P 500 UCITS ETF	VUSD	IE00B3XXRP09	£583.28	6,039	16.28	2.67%	2.46%	1.60%	96,585	3.08
6	ISHRS CORE S&P 500 UCITS ETF USD (ACC)	CSPX	IE00B5BMR087	£519.97	3,485	2.89	2.38%	1.42%	0.28%	149,203	2.01
7	ISHARES \$ CORP.BOND UCITS ETF USD (DIST)	LQDE	IE0032895942	£491.37	3,330	5.51	2.25%	1.36%	0.54%	147,557	8.90
8	ISHARES EUR H.YLD C.B UCITS ETF EUR DIST	IHYG	IE00B66F4759	£421.99	1,598	4.44	1.93%	0.65%	0.44%	264,074	7.95
9	ISHARES DIVERSIFIED COMM SWP UCITS ETF	ICOM	IE00BDFL4P12	£404.96	52	105.94	1.85%	0.02%	10.43%	7,787,723	68.90
10	VANGUARD FTSE 100 UCITS ETF	VUKE	IE00B810Q511	£395.21	4,497	12.05	1.81%	1.83%	1.19%	87,884	4.33
			Sum:	£5,837.52							



Top 10 Traded ETPs

Top 10 most Actively On-book traded Other ETPs on LSE

	Instrument Name	TIDM	ISIN	Value (£m)	Trades	Volume (m)	Value (%)	Trade (%)	Volume (%)	Avg Trade Size	Average TWS
1	SOURCE PHYSICAL GOLD P-ETC CERTS	SGLD	IE00B579F325	£197.20	4,234	2.14	19.11%	13.19%	1.40%	46,575	4.09
2	ETFS WTI CRUDE OIL	CRUD	GB00B15KXV33	£157.65	5,595	29.95	15.28%	17.43%	19.53%	28,176	7.73
3	GOLD BULLION SECURITIES	GBS	GB00B00FHZ82	£127.18	2,129	1.41	12.32%	6.63%	0.92%	59,736	2.41
4	ETFS PHYSICAL SILVER	PHAG	JE00B1VS3333	£78.15	1,243	6.71	7.57%	3.87%	4.38%	62,870	10.77
5	ETFS PHYSICAL GOLD	PHAU	JE00B1VS3770	£67.76	1,170	.74	6.57%	3.64%	0.48%	57,915	2.48
6	ISHARES PHYSICAL GOLD ETC	IGLN	IE00B4ND3602	£50.12	1,035	2.67	4.86%	3.22%	1.74%	48,427	3.39
7	ETFS PHYSICAL GOLD £	PHGP	JE00B1VS3770	£17.31	287	.19	1.68%	0.89%	0.12%	60,303	4.24
8	BOOST WTI OIL 3X LEVERAGE DAILY ETP	3OIL	IE00B7ZQC614	£15.90	1,914	36.33	1.54%	5.96%	23.69%	8,305	30.63
9	ISHARES PHYSICAL GOLD ETC	SGLN	IE00B4ND3602	£15.62	483	.83	1.51%	1.50%	0.54%	32,333	5.08
10	ETFS 3X DAILY LONG WTI CRUDE OIL	3CRL	JE00BYQY8G54	£13.69	882	2.39	1.33%	2.75%	1.56%	15,520	21.36
			Sum:	£740.56							

Top 10 most Actively On-exchange traded Other ETPs on LSE

	Instrument Name	TIDM	ISIN	Value (£m)	Trades	Volume (m)	Value (%)	Trade (%)	Volume (%)	Avg Trade Size	Average TWS
1	ETFS PHYSICAL GOLD	PHAU	JE00B1VS3770	£717.80	1,355	7.90	26.07%	2.82%	2.67%	529,743	2.48
2	SOURCE PHYSICAL GOLD P-ETC CERTS	SGLD	IE00B579F325	£453.86	4,360	4.91	16.49%	9.07%	1.66%	104,095	4.09
3	ETFS WTI CRUDE OIL	CRUD	GB00B15KXV33	£243.31	5,856	46.18	8.84%	12.19%	15.60%	41,549	7.73
4	ISHARES PHYSICAL GOLD ETC	IGLN	IE00B4ND3602	£216.27	1,178	11.51	7.86%	2.45%	3.89%	183,588	3.39
5	GOLD BULLION SECURITIES	GBS	GB00B00FHZ82	£156.36	2,364	1.73	5.68%	4.92%	0.58%	66,142	2.41
6	ETFS PHYSICAL SILVER	PHAG	JE00B1VS3333	£149.99	1,311	12.91	5.45%	2.73%	4.36%	114,410	10.77
7	ETFS PHYSICAL GOLD £	PHGP	JE00B1VS3770	£61.22	2,172	.67	2.22%	4.52%	0.23%	28,184	4.24
8	SOURCE PHYSICAL GOLD P-ETC	SGLP	IE00B579F325	£39.31	822	.42	1.43%	1.71%	0.14%	47,817	6.68
9	ISHARES PHYSICAL GOLD ETC	SGLN	IE00B4ND3602	£38.27	1,881	2.05	1.39%	3.91%	0.69%	20,345	5.08
10	ETFS AGRICULTURE	AIGA	GB00B15KYH63	£25.08	356	6.15	0.91%	0.74%	2.08%	70,456	29.07
			Sum:	£2,101.46							



Contact Details

Exchange Traded Products

London Stock Exchange
10 Paternoster Square
London EC4M 7LS
Tel: +44 (0)20 7797 3921

etfs@lseg.com