

Sovereign Climate KPIs

Understand country exposure to and management of climate issues

Overview

Sovereign debt investors are exposed to a range of climate change risks that are overlooked and often not properly incorporated in the investment process. LSEG offers exclusive metrics on carbon footprint, energy transition, and physical climate risks in our Sovereign Climate data feed.

LSEG has developed several unique models to assess country-level exposure to climate risks and opportunities.

Benefits

- **Uncovers sovereign bond portfolio exposure to climate risks and opportunities:** understand underlying drivers of carbon intensity metrics, including green and brown proxies, stranded assets, and recent trends, along with exposure to physical and transition risks
- **Demonstrate alignment with international standards:** use our data to fulfil reporting obligations to align with TCFD recommendations and/or Article 173 requirements
- **Integrate advanced climate metrics to inform investment strategies:** use our advanced climate transition metrics to understand portfolio alignment with Paris Agreement targets

Features

Comprehensive coverage

170 countries covered, with historical data available for over 10 years.

Historical and forward-looking metrics

Use our advanced climate transition KPIs to assess country alignment with the goals of the Paris Agreement.

Flexible access

You can access our data via LSEG Workspace, Eikon, LSEG Datastream and via the Yield Book Add-In and API.




Sovereign Climate KPIs: model structure

The Sovereign Climate KPIs allow investors to understand country exposure to and management of climate issues across the themes of carbon footprint, energy transition and physical climate risks. We have developed over 22 proprietary climate metrics across 170 countries, including an advanced statistical model to measure country alignment with a two-degree or Paris-aligned climate target.

Carbon footprint		Energy-climate transition		Physical climate risk	
Reference indicator at the national level	– GHG/GDP	Historical responsibility	– % of historical GHG vs. historical population – % of historical GHG vs. historical GDP	Consensus analysis	– Average based on referential analysis
Indicator at the public sector level	– GHG/government debt	Energy mix	– Green share (low carbon energy)	Long-term models and scenarios	– Impact of climate change on GDP per capita
Stranded assets	– GHG/GDP of fossil reserves	Performance adjusted by wealth levels	– Gap between total actual and theoretical GHG/capita emissions (reference levels based on GDP/capital)	Economic climate risk	– Internal index
Carbon border tax impacts	– Improvement of the trade balance (% of imports)	Recent trackrecord and short-term trends	– Historical GHG/GDP c.5 years – GHG/GDP forecasts c.5 years	Attenuation factors	– Internal index
		Climate objectives	– NDC vs. recent available data – 2°C carbon budgets vs. recent available data – % of contribution of INDCs to 2°C objectives	Physical climate risk	– Internal index

Using Sovereign Climate KPIs

Our sovereign climate KPIs can be used to integrate climate considerations in sovereign bond investments, including for climate reporting.

<p>Understand exposure to climate risks and opportunities</p>  <p>Use our comprehensive and advanced climate KPIs to understand portfolio exposure to climate transition and physical risks, as well as underlying drivers.</p>	<p>Fulfil regulatory and other reporting requirements</p>  <p>Our climate metrics can be used to support reporting requirement such as TCFD recommendations or local regulations.</p>	<p>Custom Benchmarks</p>  <p>Many investors want a tailored benchmark to reflect their climate strategies. Our climate KPIs can be used to support bespoke sovereign bond indexes that are optimized for exposure to climate risks.</p>
---	---	---

Contact us

To learn more, visit lseg.com; email info@lseg.com; or call your regional Client Service Team office:

EMEA +44 (0) 20 7866 1810

Asia-Pacific

North America +1 877 503 6437

Hong Kong +852 2164 3333

Tokyo +81 3 6441 1430

Sydney +61 (0) 2 8823 3521

The content of this publication is provided by London Stock Exchange Group plc, its applicable group undertakings and/or its affiliates or licensors (the "LSE Group" or "We") exclusively. Neither We nor our affiliates guarantee the accuracy of or endorse the views or opinions given by any third party content provider, advertiser, sponsor or other user. We may link to, reference, or promote websites, applications and/or services from third parties. You agree that We are not responsible for, and do not control such non-LSE Group websites, applications or services.

The content of this publication is for informational purposes only. All information and data contained in this publication is obtained by LSE Group from sources believed by it to be accurate and reliable. Because of the possibility of human and mechanical error as well as other factors, however, such information and data are provided "as is" without warranty of any kind. You understand and agree that this publication does not, and does not seek to, constitute advice of any nature. You may not rely upon the content of this document under any circumstances and should seek your own independent legal, tax or investment advice or opinion regarding the suitability, value or profitability of any particular security, portfolio or investment strategy. Neither We nor our affiliates shall be liable for any errors, inaccuracies or delays in the publication or any other content, or for any actions taken by you in reliance thereon. You expressly agree that your use of the publication and its content is at your sole risk.

To the fullest extent permitted by applicable law, LSE Group, expressly disclaims any representation or warranties, express or implied, including, without limitation, any representations or warranties of performance, merchantability, fitness for a particular purpose, accuracy, completeness, reliability and non-infringement. LSE Group, its subsidiaries, its affiliates and their respective shareholders, directors, officers employees, agents, advertisers, content providers and licensors (collectively referred to as the "LSE Group Parties") disclaim all responsibility for any loss, liability or damage of any kind resulting from or related to access, use or the unavailability of the publication (or any part of it); and none of the LSE Group Parties will be liable (jointly or severally) to you for any direct, indirect, consequential, special, incidental, punitive or exemplary damages, howsoever arising, even if any member of the LSE Group Parties are advised in advance of the possibility of such damages or could have foreseen any such damages arising or resulting from the use of, or inability to use, the information contained in the publication. For the avoidance of doubt, the LSE Group Parties shall have no liability for any losses, claims, demands, actions, proceedings, damages, costs or expenses arising out of, or in any way connected with, the information contained in this document.

LSE Group is the owner of various intellectual property rights ("IPR"), including but not limited to, numerous trademarks that are used to identify, advertise, and promote LSE Group products, services and activities. Nothing contained herein should be construed as granting any licence or right to use any of the trademarks or any other LSE Group IPR for any purpose whatsoever without the written permission or applicable licence terms.

Copyright © 2024 London Stock Exchange Group. All rights reserved.



LSEG DATA & ANALYTICS