

London Stock Exchange Group plc and LCH.Clearnet Group Ltd

A Global Leader in Clearing and Risk Management Services

9th March, 2012



London
Stock Exchange Group





DISCLAIMER

No representation or warranty, expressed or implied, is made or given by or on behalf of London Stock Exchange Group plc (“LSEG”) or LCH.Clearnet Group Limited (“LCH.Clearnet” or “LCHC” and together with LSEG, the “Companies”) or any of their respective subsidiaries, directors, officers, employees, advisers or agents or any other person as to the accuracy, completeness or fairness of the information or opinions contained in this presentation and no responsibility or liability is accepted for any such information or opinions. This presentation does not constitute an offer of, or the solicitation of an offer to subscribe for or buy, securities by the Companies and no investment decision or transaction in the securities of the Companies should be made on the basis of the information or opinions contained in this presentation. The contents of this presentation are not to be construed as legal, financial or tax advice. This presentation and its contents are confidential and should not be distributed, published or reproduced (in whole or in part) or disclosed by recipients to any other person. This presentation is being made available to you solely for your information in connection with the possible transaction between London Stock Exchange Group plc and LCH.Clearnet Group Limited (the “Transaction”). The information and opinions contained in this presentation do not purport to be comprehensive. This document should be read in conjunction with, and subject to, the full text of the announcement to be made by LSEG and LCH.Clearnet, and the shareholder circular to be published by LSEG, in connection with the Transaction.



Partnership Transforms LSEG's Global Clearing and Trading Capabilities

Strategically Compelling

- ⇒ A global leader in multi-asset, multi-venue clearing services
- ⇒ Delivers diversification, builds on LSEG's existing assets and expertise
- ⇒ Strongly positions Enlarged Group for long-term, leading role in global market infrastructure, in partnership with customers

Growth Oriented

- ⇒ Well placed to capture growth in key existing product areas
- ⇒ Strong platform for new product & geographic expansion
- ⇒ Well-positioned to benefit from market & regulatory opportunities
- ⇒ Responds to evolving customer needs for stable and efficient market infrastructure

Financially attractive

- ⇒ Immediately earnings accretive
- ⇒ Return exceeds WACC in year 1
- ⇒ Attractive synergies and highly deliverable cost efficiencies



Transaction Summary

Key Terms

- London Stock Exchange Group plc to be the majority owner, acquiring between 50% + 1 share and 60% of LCH.Clearnet Group Ltd existing shares for a maximum cash consideration of up to €463m
- LCH.Clearnet shareholders will receive €20 per LCHC Share acquired; €19 LSEG cash Offer, €1 Special Dividend
- LCH.Clearnet total implied value of €813m, comprising total implied value of Offer from LSEG of €772m plus Special Dividend of €41m
- Maintain horizontal model with customers including ongoing representation of users and venues
 - LCH.Clearnet existing shareholders and new venues will own between 40% and 50% less 1 share

Financial Highlights

- Immediately earnings accretive for LSEG and return on invested capital (ROIC) including synergies is expected to exceed LSEG's current cost of capital in the first year (falls slightly in year 2, thereafter meet and then exceeds WACC)
- Termination of NYSE Euronext's contract factored into financial projections
- Total cost saving initiatives (LCH.Clearnet Transformation Plan and Enlarged Group cost savings) are expected to amount to €59m pa by end of year 3⁽¹⁾
- Targeting annual revenue synergies of €20m pa by the end of year 3 and €40m pa by end of year 5

Financing

- Transaction to be funded from existing cash resources and bank facilities (incl. £350m revolving credit facility agreed in December 2011) with comfortable facility headroom maintained post transaction
- Pro forma Enlarged Group adjusted Net Debt/ adjusted 2011 EBITDA⁽²⁾ of c. 2.1x
- Expect to reduce Enlarged Group adj. Net Debt/ EBITDA to below 2.0x within one year following completion

LCHC Board and Management

- Board composition reflects partnership model
- CEO and Chairman to remain in current roles

Regulatory

- Current regulatory arrangements in each jurisdiction maintained

Timetable

- LCH.Clearnet and London Stock Exchange Group's shareholders' meetings to be held in April 2012
- Completion expected Q4 2012, subject to customary shareholder, regulatory and antitrust approvals

(1) €3.6m already realised in 2011

(2) Based on adjusted EBITDA of £589.8m including LSEG LTM Sep 11, LCHC LTM Dec 2011 of £114.1m, FTSE LTM Dec 2011 of £53.6m; Net Debt and adjusted EBITDA calculations are detailed in appendix



LCH.Clearnet Governance

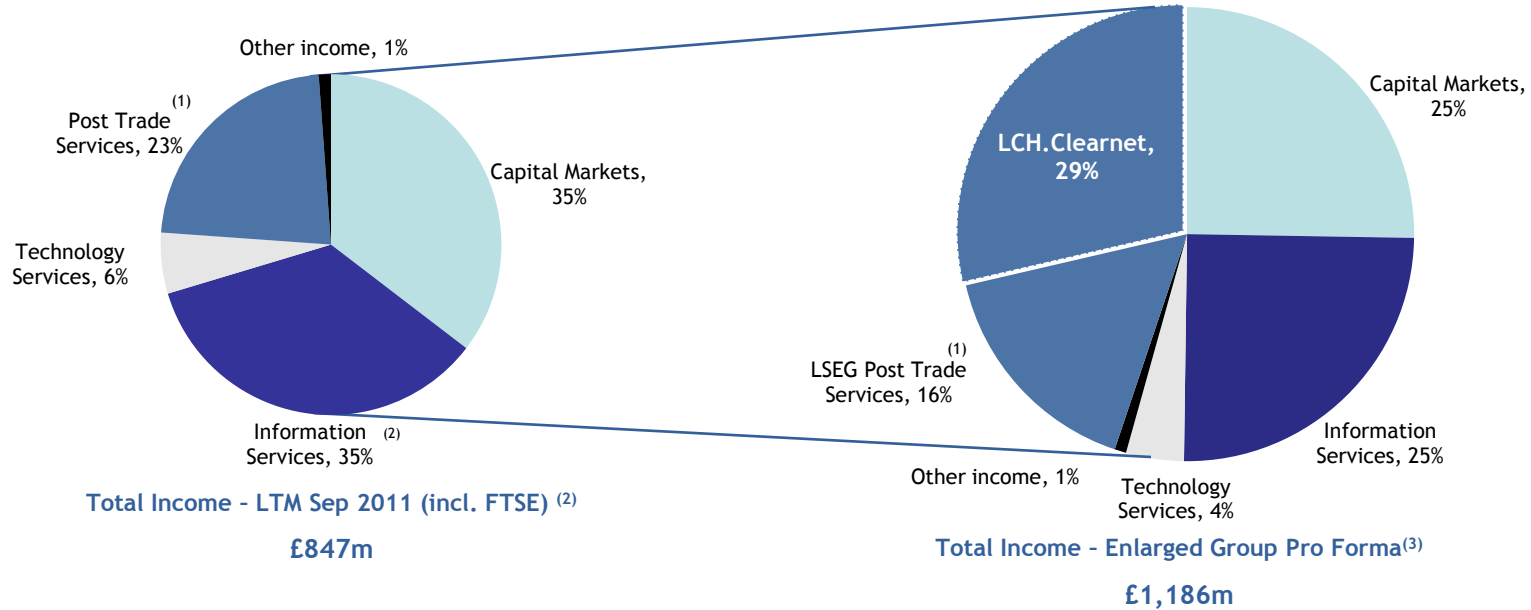
- LCH.Clearnet SA executive power maintained in France
- LCH.Clearnet Group will continue to be lead regulated by ACP
- LCH.Clearnet Ltd will continue to be regulated by FSA and CFTC
- London Stock Exchange Group has the right to appoint LCH.Clearnet’s CEO
- Ian Axe to remain in his current role and to join the LSE Group Executive Committee

| | |
|--|--|
| Jacques Aigrain Chairman, Non-Executive | Xavier Rolet LSEG, Non-Executive |
| Ian Axe Chief Executive Officer | 2 LSEG Non-Executive Directors |
| 5 Current Customer / Shareholders Representative Non-Executive Directors | 3 Other Venues Non-Executive Directors/LSEG appointed iNEDs |
| 3 Independent Non-Executive Directors | |
| Stakeholder-focused advisory boards by product | <ul style="list-style-type: none"> • Equities • Fixed Income • Listed Derivatives • Commodities • OTC Derivatives |



Enhanced Financial Scale and Diversification for LSEG

Post Trade to contribute c.45% of Enlarged Group Total Income



Financial Position

| | LSEG - LTM Sep 2011 ⁽²⁾ | Enlarged Group Pro Forma ⁽³⁾ |
|-----------------------------------|------------------------------------|---|
| Total Income | £847m | £1,186m |
| Adjusted EBITDA | £476m | £590m |
| Adj. Net Debt/ adj. EBITDA | 1.6x | 2.1x |

(1) Including Net Treasury income from CCP business

(2) Including FTSE Total Income LTM Dec 2011 of £119.1m

(3) Enlarged Group Pro forma Total Income include LSEG LTM as of Sep 2011, LCH.Clearnet LTM as of Dec 2011 of £339.6m, FTSE LTM as of Dec 2011 of £119.1m; Adjusted EBITDA calculated using LSEG LTM Sep 11, LCH.Clearnet LTM Dec 2011 of £114.1m, FTSE LTM Dec 2011 of £53.6m; Adjusted EBITDA and Net Debt calculations are detailed in appendix



Compelling Strategic Rationale for LSEG

A global leader in multi asset, multi-venue clearing



- Long-term leading role in pan-European market infrastructure, providing strong, competitive and customer-focused clearing operations

Accelerates growth & diversification



- Capture anticipated growth in clearing services globally
- New products and new geographies
- Opportunities to seek to develop new listed fixed income derivatives business

Reinforces shared vision of partnering with customers



- LCH.Clearnet's horizontal customer focused partnership model combined with LSEG's proven track record of customer collaboration (e.g. MTS, Turquoise) underpins focus on innovation, efficiency and growth

Builds on expertise in systemically important businesses



- Combines the experience and reputation of LCH.Clearnet and LSEG in owning and developing regulated, systemically important businesses which will take advantage of market and regulatory trends for enhanced risk management

Improves services while maintaining fully open clearing environment



- Supports faster improvement in services at both the trading and clearing level, while offering customers greater choice and scale



Compelling Strategic Rationale for LCH.Clearnet

Benefits of scale



- Will assist LCH.Clearnet in stabilising its listed product flow
- Provides a strong foundation from which to compete for new business
- Assists geographic expansion

Horizontal governance model underpinned



- Governance structure underpins horizontal model through broad share ownership across broker/dealers, banks and exchanges
- Partnership model working closely with core clients

Opportunity for LCH.Clearnet Shareholders



- Opportunity for LCH.Clearnet shareholders to realise, in cash, their investment at an attractive price



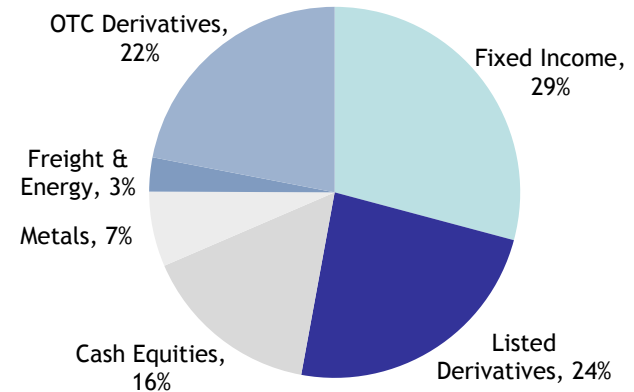
LCH.Clearnet Today: A Leading Global Clearing House

- A genuine multi-asset, multi-venue provider of clearing, Central Counterparty and risk management service:
 - Fixed Income, OTC derivatives, commodities, listed derivatives and cash equities
 - One of the largest clearers of fixed income and repo products in the world
 - World leading interest rate swap clearing service
 - A leading clearer of European cash equities
 - Top 3 global futures and options clearer
 - Leading global positions in freight and metals
- Successes further underpinned by transformation plan

Key Financials⁽¹⁾ (€m)

| (€ millions) | 2011 | Growth vs. 2010 |
|--|-------|---------------------|
| Clearing Income | 236.7 | 16% |
| Net Investment Income | 139.3 | 21% |
| Underlying Net Revenues ⁽²⁾ | 387.2 | 16% |
| Underlying EBITDA | 130.4 | 68% |
| Underlying Operating Profit ⁽³⁾ | 106.9 | 81% |
| Tier 1 Ratio | 17.3% | 2.5% ⁽⁴⁾ |
| Total Capital Ratio | 26.6% | 3.5% ⁽⁴⁾ |

Product Mix - Net Revenue - 2011A (€391.4m)⁽²⁾



(1) All financials taken from Annual Report and Accounts 2011; Supporting reconciliation table to Circular adjusted numbers in appendix

(2) Underlying Net Revenue of €387.2 million differs from statutory net revenue of €391.4 million (both of which include Other Income of €54.7 million) since it excludes unrealised losses of €39.3 million, but includes deductions for development costs of €25.2 million and settlement costs of €18.3 million that are recovered from members

(3) After excluding non-recurring items and unrealised net investment loss

(4) Indicates the change in Tier 1 ratio and Total capital ratio in nominal percentage points in comparison to the 2010 numbers; i.e. Tier 1 ratio increased by 2.5% from 14.8% to 17.3% and Total capital ratio increased by 3.5% from 23.1% to 26.6%



Transformation Plan: Driving Efficiency and Growth

One Firm

- Improve efficiency and customer focus
- Align businesses closer to clients
- Reduce duplication of systems across group
- Putting in place the talent to drive the business

Promote multi asset class model

- Diversify business composition to increase volumes
- Attract new trading venues with interoperability strategies
- Focus on high growth OTC markets
- Create value added services for more complex products

Risk and Collateral Management

- Opportunity presented by regulatory focus on managing and monitoring systemic risk
- Clients increasingly seeking risk default expertise, risk analytics, credit analysis and collateral efficiency
- Established CALM⁽¹⁾ to offer efficient, centralised collateral management service

(1) Collateral & Liquidity Management; Largely consisting of Net treasury income through CCP business (as per LSEG reporting)



Further Growth Opportunities

Pre-eminent OTC Clearer

- Global OTC derivatives grew by circa 20% p.a. in terms of notional outstanding value between 1998 and 2011
- **IRS:** leading interest rate swap clearing service; industry value of IRS cleared through CCP expected to be \$340.5 trillion by 2013⁽¹⁾
- **CDS:** launched in France 2010; industry value of CDS cleared through CCP expected to be \$22.8 trillion by 2013⁽¹⁾
- **FX:** to be launched in 2012; industry value of FX cleared through CCP expected to be \$23.1 trillion by 2013⁽¹⁾

Leading Commodities and Listed Products Clearing Provider

- A leading fixed income & repo position benefiting from volatile funding environment
- One of the largest clearer of European cash equities - attracting new venues in Europe and potential in Asia
- Opportunity to seek to develop Turquoise listed derivatives offering
- Broad portfolio of leading positions in commodities with expansion in high growth products (energy, emissions, coal, precious metals) and expansion in Asia

(1) Source: Keefe, Bruyette, Woods (September 27th 2011)



Significant Cost Efficiencies and Synergy Potential

Current LCH.Clearnet Transformation Plan

- LCH.Clearnet’s current strategy includes:
 - Increasing efficiency
 - Streamlining technology to better serve its customers’ needs
 - Further develop its sophisticated risk and collateral management capability

Additional Enlarged Group Efficiencies

- LSEG supports LCH.Clearnet’s strategy to reduce costs, which will remain a key priority for the business following completion
- LSEG expects further efficiencies will be achieved through scale benefits, including sharing of some internal support services, further enhancing IT project management and through a joint purchasing approach in areas such as IT

Synergy Potential

- Total annualised cost savings from LCH.Clearnet’s strategy:
 - €35.8 million per annum by the end of 2012⁽¹⁾
 - One-off implementation costs: €41 million
- LSEG & LCHC jointly identified incremental cost savings of €23 million per annum by 31 March 2016
 - One off implementation costs of €14 million
- Targeting annual revenue synergies of €20m by the end of year 3 and €40m by end of year 5 - for example, seeking opportunities to develop listed fixed income and equities derivatives
- Further efficiencies possible to respond to the expected loss of NYSE Euronext’s flow for LCH.Clearnet’s businesses⁽²⁾
 - LSEG and LCH.Clearnet believe that it is possible that the costs associated with these businesses may be able to be substantially reduced or utilised in supporting alternative business flows

(1) €3.6m already realized in 2011

(2) In 2011, LCH.Clearnet’s revenues related to NYSE Euronext’s European securities and derivatives markets businesses were €98.0 million. This excludes revenues related to NYSE Liffe (London)’s business of €35.5 million, with respect to which no termination notice has been served



Transaction Financing and LSEG Financial Position

Financing

- Completion will require the payment by the London Stock Exchange Group of a maximum of €463m in cash for 60% of LCH.Clearnet
- LSEG intends to finance the Transaction, its related costs and expenses and the ongoing operations of the Enlarged Group from existing cash resources and bank facilities, including the committed revolving credit facility for £350 million agreed in December 2011

Pro Forma (PF) Net Debt & Leverage Ratio

| | |
|--|-------------|
| LCH.Clearnet adjusted Net Debt ⁽¹⁾ | £102m |
| LSEG adjusted Net Debt | £747m |
| New Debt raised to acquire LCH.Clearnet | £386m |
| Total PF Enlarged Group adjusted Net Debt | £1,235m |
| PF Enlarged Group adjusted EBITDA ⁽²⁾ | £590m |
| PF Enlarged Group adj. Net Debt / adj. EBITDA | 2.1x |

- Expect to reduce adjusted Net Debt / adjusted EBITDA to below 2.0x within one year following completion

Returns

- Immediately earnings accretive for LSEG and return on invested capital (ROIC) including synergies is expected to exceed LSEG's current cost of capital in the first year (falls slightly in year 2, thereafter meets and then exceeds WACC)

(1) LCH.Clearnet adjusted Net Debt equates to €121.7m (£101.7m) consisting of: preferred securities of €177.4m and finance lease of €0.9m (pg. 46 LCH.Clearnet Annual Report 2011), plus special dividend of €40.6m less freely available cash of €97.2m deemed to equate to the excess of regulatory capital over Pillar I and Pillar II (pg. 64 LCH.Clearnet Annual Report 2011); Adjusted Net Debt calculations are detailed in appendix

(2) Adjusted EBITDA calculated using LSEG LTM Sep 11, LCH.Clearnet LTM Dec 2011 of £114.1m, FTSE LTM Dec 2011 of £53.6m; Adjusted EBITDA calculations are detailed in appendix



LSEG Timetable / Key Approvals

Timetable

Posting of Documentation

- LSEG class 1 circular
- Offer document
- LCH.Clearnet circular
- March 2012

Shareholder Votes

- LSEG general meeting
- LCH.Clearnet general meeting
- April 2012

Approvals

- General notification to be made to all regulators at or around time of announcement
- Applications for formal approvals to be submitted as soon as possible following announcement

Closing

- Expected Q4 2012 depending on approvals

Key Approvals

- France - Autorité de Control Prudentiel (ACP) and Autorité des Marchés Financiers (AMF)⁽¹⁾
- Netherlands - De Nederlandsche Bank (DNB) / Autoriteit Financiële Markten (AFM)⁽¹⁾
- European Commission ⁽²⁾

Other Significant Regulatory Involvements

- Joint Regulatory Authorities (JRA) - LCH.Clearnet SA College of Regulators plus UK Financial Services Authority (FSA) and Bank of England
- Commodity & Futures Trading Commission (CFTC)

(1) Both within the Collège of Regulators of LCH.Clearnet SA: France, Netherlands, Belgium and Portugal

(2) Parties are requesting that the Commission take jurisdiction, otherwise individual UK and other national merger filings would be required



A Global Leader in Clearing Services

- Clear strategic rationale - long term leading role in global market infrastructure
- Further growth, diversification and scale to deliver value for shareholders
- Unites LCH.Clearnet's open horizontal model with LSEG's proven track record in customer partnership
- Positions Enlarged Group to capture growth with product and geographic expansion in evolving market and changing regulatory needs
- Delivers substantial cost efficiencies
- Immediately earnings accretive for LSEG and return on invested capital is expected to exceed LSEG's current cost of capital in the first year

Ideally Positioned with Customers to Deliver Growth

Appendix

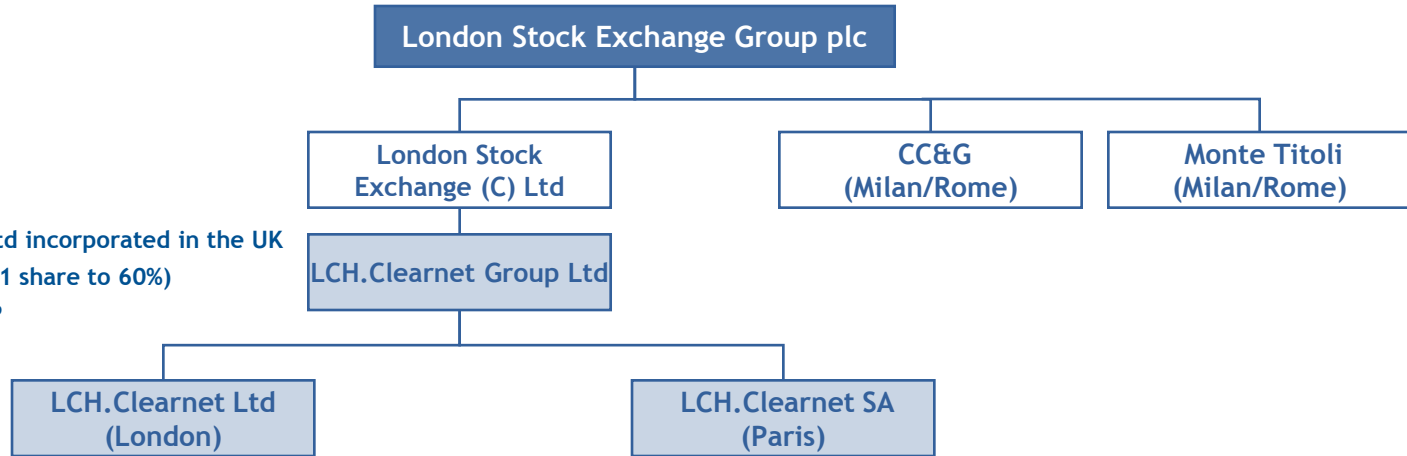


London
Stock Exchange Group





Post Trade - Organisational Structure

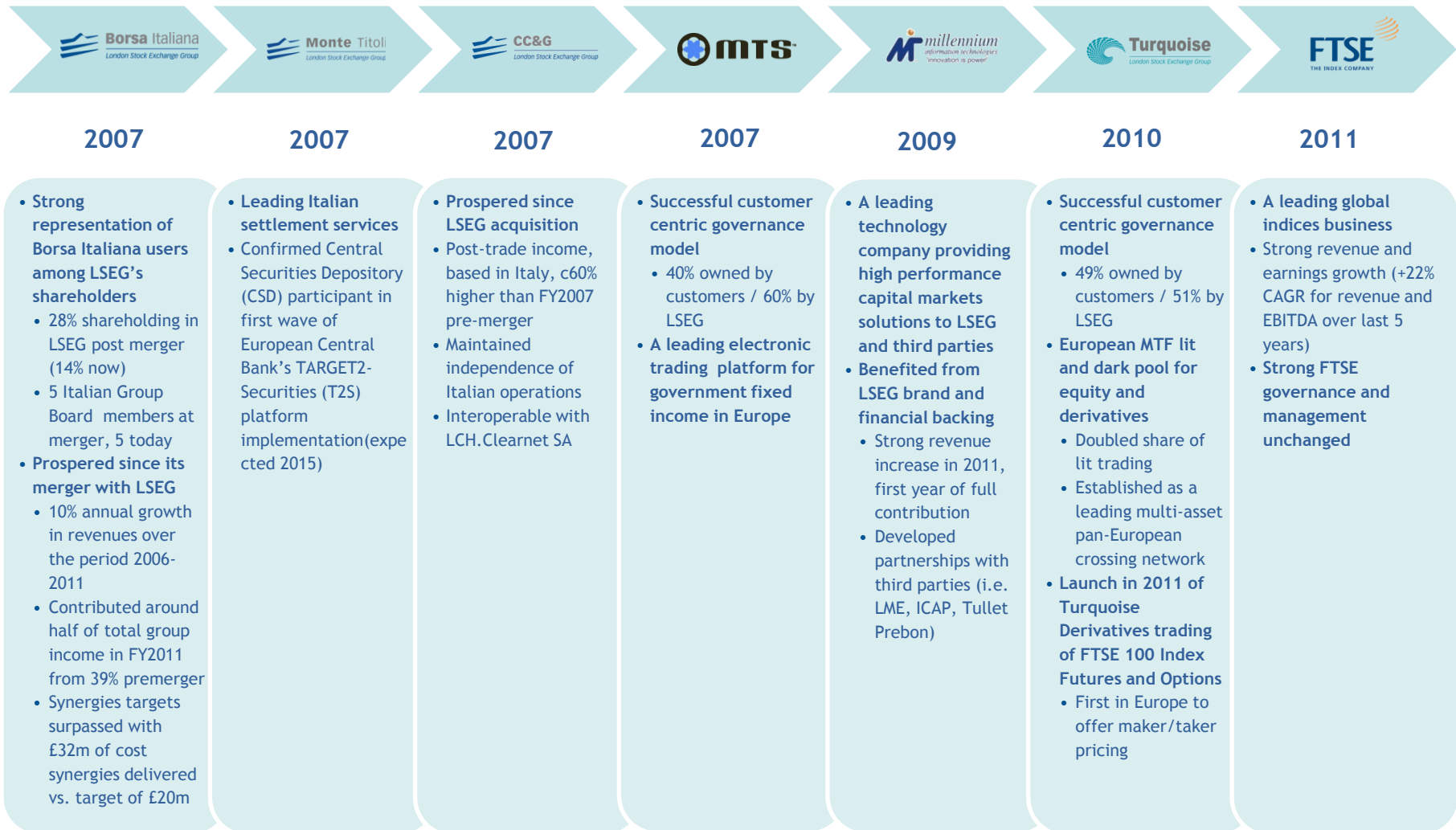


- LCH.Clearnet Group Ltd incorporated in the UK
- Owned by LSEG (50%+1 share to 60%)
- Lead regulated by ACP

- London Stock Exchange Group plc remains headquartered and listed in London and its Group Board and Executive remain based in London
- On completion LSE plc and LCH.Clearnet Ltd will remain regulated by FSA
- LSEG committed to continuing growth at CC&G and Monte Titoli
- CC&G to remain separate and not to be merged with LCH.Clearnet
- Product location will be determined by customer requirements and commercial demand



LSEG: Proven, Successful, Customer Partner





Reconciliations of LCHC financials to LSEG accounting policies (1/2)

| LCHC adjusted EBITDA | €m |
|---|--------------|
| Total income ⁽¹⁾ | 391.5 |
| (-) Operating expenses (before impairment and non-recurring) | (323.9) |
| (+) Unrealised net investment loss | 39.3 |
| (+) Depreciation and amortisation | 23.5 |
| LCHC underlying EBITDA | 130.4 |
| (+) Additional depreciation and amortisation to agree to Income Statement | 2.3 |
| (-) LSEG restatement of pension interest cost/asset returns from operating expenses to net interest expense | (1.2) |
| LCHC adjusted EBITDA (per LSEG restatement) €m | 131.5 |
| LCHC adjusted EBITDA (per LSEG restatement) €m ⁽²⁾ | 114.1 |

| LCHC adjusted Operating profit | €m |
|---|--------------|
| Total income ⁽¹⁾ | 391.5 |
| (-) Operating expenses (before impairment and non-recurring) | (323.9) |
| (+) Unrealised net investment loss | 39.3 |
| LCHC underlying Operating profit | 106.9 |
| (+) Loss on write off of PPE (LSEG allocates to non-recurring) | 0.2 |
| (+) Loss on disposal of intangible (LSEG allocates to non-recurring) | 0.4 |
| (-) LSEG restatement of pension interest cost/asset returns from operating expenses to net interest expense | (1.2) |
| LCHC adjusted Operating profit (per LSEG restatement) | 106.3 |

| LSEG & Enlarged Group EBITDA Calculations | €m |
|--|--------------|
| LSEG LTM 30 Sep 2011 - as reported | |
| EBITDA y/e 31 Mar 2011 | 390.6 |
| (-) Elimination of EBITDA 6 m/e 30 Sep 2010 | (182.8) |
| Resulting EBITDA for 6 m/e 31 Mar 2011 | 207.8 |
| (+) EBITDA 6 m/e 30 Sep 2011 | 233.0 |
| LSEG EBITDA LTM 30 Sep 2011 - as reported | 440.8 |

Full year impact of FTSE

| | |
|--|--------------|
| (-) Elimination of FTSE royalties - 6 m/e 31 Mar 2011 | (6.0) |
| (-) Elimination of FTSE royalties - 6 m/e 30 Sep 2011 | (6.7) |
| (-) Elimination of FTSE share of JV profit - 6 m/e 31 Mar 2011 | (2.6) |
| (-) Elimination of FTSE share of JV profit - 6 m/e 30 Sep 2011 | (3.4) |
| (-) Total FTSE elimination | (18.7) |
| (+) FTSE EBITDA y/e 31 Dec 2011 | 53.6 |
| LSEG EBITDA LTM 30 Sep 2011 - including full year of FTSE | 475.7 |

Enlarged Group

| | |
|---------------------------------------|--------------|
| LCHC adjusted EBITDA y/e 31 Dec 2011 | 114.1 |
| Enlarged Group adjusted EBITDA | 589.8 |

(1) Rounding difference of €0.1m

(2) 2011 average FX rate of £1:€1.1527



Reconciliations of LCHC financials to LSEG accounting policies (2/2)

LCHC adjusted Net Income

| | €m |
|--|-------------|
| Profit before tax | 35.1 |
| (+) Unrealised net investment loss | 39.3 |
| (+) Impairment and non-recurring items | 22.5 |
| Adjusted profit before tax | 96.9 |
| (-) Tax charged to income statement | (13.9) |
| (-) Tax effect on unrealised net investment loss | (10.4) |
| (-) Tax effect on non-recurring items | (5.9) |
| LCHC underlying Net Income | 66.7 |
| (+) Loss on write off of PPE (LSEG allocates to non-recurring) | 0.2 |
| (+) Loss on disposal of intangible (LSEG allocates to non-recurring) | 0.4 |
| (-) Tax effect of w/off of PPE and disposal of intangibles | (0.2) |
| LCHC adjusted Net Income (per LSEG restatement) | 67.1 |

LCHC adjusted Net Debt

| | €m |
|---|----------------|
| (-) Preferred securities | (177.4) |
| (-) Finance leases | (0.9) |
| (+) Regulatory capital excess over Pillar I and Pillar II | 97.2 |
| LCHC adjusted Net Debt excl. Special Dividend | (81.1) |
| (-) Special Dividend | (40.6) |
| LCHC adjusted Net Debt | (121.7) |



This communication is directed only at persons who have professional experience in matters relating to investments pursuant to section 19 of The Financial Services and Markets Act 2000 (Financial Promotion) Order 2005 or to whom it may otherwise lawfully be communicated (all such persons together being referred to as “relevant persons”). This communication must not be acted on or relied on by persons who are not relevant persons. Any investment or investment activity to which this communication relates is available only to relevant persons and will be engaged in only with relevant persons

FORWARD-LOOKING INFORMATION

The content of this presentation includes written and/or oral statements made by LCH.Clearnet Group Ltd (“LCH.Clearnet” or “LCHC”) or London Stock Exchange Group plc (“LSEG”) or their respective representatives that are, or may be deemed to be “forward-looking statements” that is based on expectations, assumptions, estimates, projections and other factors that management believes to be relevant as of the date of this presentation. Often, but not always, such forward-looking statements can be identified by the use of forward-looking words, including without limitation “aim”, “anticipate”, “believe”, “budget”, “estimate”, “expect”, “forecast”, “intend”, “is expected”, “may”, “plan”, “project”, “prospects”, “scheduled”, “should”, “targets”, “will”, or the negative thereof, or other variations thereof, or comparable terminology indicating expectations or beliefs concerning future events and phrases or statements that certain actions, events or results “may”, “could”, “would”, “might”, “should” or “will” be taken, occur or be achieved or not be taken, occur or be achieved, as they relate to LCH.Clearnet and LSEG and their respective management and, following completion of the transaction, to the enlarged group and its management. Forward-looking statements, by their nature, requires the use of assumptions and are subject to significant risks and uncertainties because they relate to events and depend on circumstances that may or may not occur in the future and may be beyond the Companies’ ability to predict, which may give rise to the possibility that any expectations or conclusions will not prove to be accurate and that any such assumptions may not be correct, and readers are cautioned that any such forward-looking statements are not guarantees of future performance. Examples of such forward-looking statements in this presentation include, but are not limited to, information relating to stock, derivatives and clearing and other post-trade activities and the business, strategic goals and priorities, market condition, pricing, proposed technology and other initiatives, financial condition, operations, prospects of LCH.Clearnet and LSEG and, upon completion of the transaction, the enlarged group, such as (without limitation), future capital expenditures, expenses, economic performance, indebtedness, financial condition, dividend policy, losses, future prospects, targeted revenue synergies and additional revenue growth opportunities, targeted cost synergies and accretion to adjusted earning per share, and business management strategies and the expansion or growth of the Companies’ operations, all of which are subject to significant risks and uncertainties.

The forward-looking statements contained in this presentation are presented for the purpose of assisting readers of this presentation in understanding LCH.Clearnet’s, LSEG’s and, upon completion of the transaction, the enlarged group’s strategies, priorities and objectives and may not be appropriate for other purposes. Actual results, events, performances, achievements and developments are likely to differ, and may differ materially, from those expressed or implied by the forward-looking statements contained in this presentation. In addition, even if the results and performance of the Companies are consistent with the forward-looking statements contained in this presentation, such results and performance may not be indicative of results and performance in subsequent periods. Important factors that could cause results and performance to differ materially from those expressed or implied by forward-looking statements include, but are not limited to: changes in economic conditions; changes in the level of capital investment; success of business and operating initiatives and restructuring objectives; customers’ strategies and stability; changes in the regulatory environment; fluctuations in interest and exchange rates; the outcome of litigation; changes in political and economic stability; government actions; and natural phenomena such as floods, earthquakes and hurricanes. Other unknown or unpredictable factors could cause actual results or performance to differ materially from those in the forward-looking statements contained in this presentation.

While LCH.Clearnet and LSEG anticipate that subsequent events and developments may cause their views to change, LCH.Clearnet and LSEG have no intention, and undertake no obligation to update or revise any forward-looking statements, whether as a result of new information, future events or otherwise, except to the extent required by applicable law and regulation. These forward-looking statements should not be relied upon as representing the views of LCH.Clearnet or LSEG as of any date subsequent to the date of this presentation. LCH.Clearnet and LSEG have attempted to identify important factors that could cause actual actions, events or results to differ materially from those current expectations described in forward-looking statements. However, there may be other factors that cause actions, events or results not to be as anticipated, estimated or intended and that could cause actual actions, events or results to differ materially from current expectations. There can be no assurance that forward-looking statements will prove to be accurate, as actual results and future events could differ materially from those anticipated in such statements. Accordingly, readers should not place undue reliance on forward-looking statements.

All subsequent written or oral forward-looking statements concerning the transaction or other matters addressed in this presentation and attributable to LCH.Clearnet, LSEG or any person acting on their behalf are expressly qualified in their entirety by the cautionary statements contained or referred to in this section.

INTELLECTUAL PROPERTY

AIM, London Stock Exchange, the London Stock Exchange coat of arms device are registered trade marks of London Stock Exchange plc. Main Market is a trade mark of London Stock Exchange plc. Borsa Italiana, the Borsa Italiana logo and IDEM are registered trade marks of Borsa Italiana S.p.A., MOT and IDEX are deposited trade marks of Borsa Italiana S.p.A. CC&G is a registered trade mark of Cassa di Compensazione e Garanzia S.p.A. Monte Titoli S.p.A. is a registered trade mark of Monte Titoli S.p.A. BondVision and MTS are registered trade marks of Mercato dei Titoli di Stato S.p.A. FTSE is a registered trade mark of subsidiaries owned by LSEG and is used by FTSE International Limited under license. EDX and EDX London are registered trade marks of EDX London Limited. MillenniumIT is a registered trade mark of Millennium Information Technologies Limited. Turquoise is a registered trade mark of Turquoise Global Holdings Limited.