



**MERGENT**  
by FTSE Russell

# Mergent Archives™



# Mergent Archives

MergentArchives.com

Mergent Archives is an online database featuring a vast, indexed collection of more than a century's worth of global corporate and industry related documents. Containing hundreds of thousands of reports covering over 100 countries and industries, Mergent Archives uses a reliable and easy-to-navigate system designed to meet your historical research needs.

## Mergent Historical Annual Reports (1844–present)

The corporate annual reports of the past are a rich source of information for scholars in business, economics, and history, yet they're seldom used. The problem? Finding them. Retrospective reports are scattered around the world on film, fiche, and tattered paper. Aggregating and digitizing them is a daunting task. Now, Mergent's done it, we have added three historical collections covering the US, Canada and International companies. We've gathered, digitized, and indexed these vital business records and provided seamless access to the entire collection via Mergent Archives.


Mergent Archives covers three databases offering more than 1,000,000 documents covering over 100 years

- USA—Over 370,000 documents
- Canada—Over 150,000 documents
- International—Over 500,000 documents

Mergent Archives' Historical Annual Reports collection offers easy, one-stop access to these rare records and gives researchers a first-hand look at the evolution of business the world over.

## Mergent Archives' Historical Annual Reports collection will deliver to your library:

- A simple, online screening tool allowing researchers to search across reports by company name, year, city and state, and document type
- Fully searchable text in every document, allowing researchers to find the information they need most and streamlining their research by helping them to more easily explore data
- Continued and daily updates to both the historical reports collection and currently released documents



## Mergent Historical Industry Reports (2003–present)

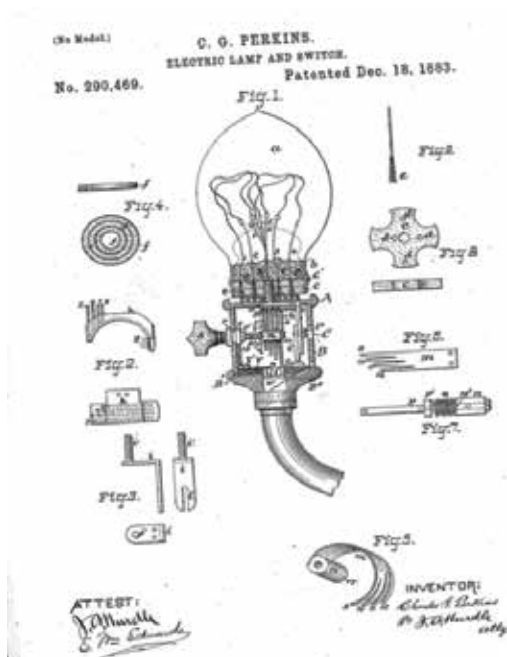
Mergent Historical Industry Reports provide in-depth analysis of key industries in North America, Latin America, Europe, and Asia/Pacific. Comprehensive reports describe the market environment, industry landscape and key market trends for companies, industries, countries and regions.

## Mergent/Moody's Corporate Manuals (1909–present)

Dating back to 1909, Mergent/Moody's Manual collection provides a comprehensive and in-depth insight into the history of corporate America. The online Manual collection gives you access to corporate history, business descriptions and detailed financial statements, with just a few mouse clicks.

## Mergent/Moody's Municipal & Government Manuals (1918–present)

Dating back to 1918, Mergent Municipal & Government Manuals include approximately 16,500 issuers of municipal securities. Special features section in each volume of Mergent's Municipal & Government Manuals include: Industrial, Transportation, Public Utility, International, Bank and Finance.



## Mergent Patent Archives (1790–present)

Access over 9+ million US patents in PDF format. The collection includes 8+ million utility patents, 700,000+ design patents, 24,000+ plant patents, 44,000+ re-issued patents, the (1790-1836) pre-fire "X-patents," and other patent types: [AI] additional-improvements patents, [H] Statutory Invention Registration of innovation created by the United States Patent and Trademark Office (USPTO), [T] Defensive Publication prior to the Bayh–Dole Act, [RX] re-issued X-patents, [RD] re-issued design patents.

## Mergent Bond Record (2004–present)

Dating back to 2004, Mergent's Bond Record offers a comprehensive view on corporate, government, municipal, industrial development/environmental control revenue and international bonds, plus structured finance and equipment trust issues, medium-term notes, convertible issues, preferred stocks and commercial paper issues.



### **Dun & Bradstreet® Country Insight Reports (2003–present)**

Comprehensive information for evaluating risks and opportunities across the globe. Country Insight Reports provide essential political, economic and commercial information on over 130 countries worldwide. Each report contains a Country Risk Indicator Summary, Key Statistics, Executive Summary, and in-depth analysis of Political Risk, Macroeconomic Risk, Commercial Risk and External Economic Risk. Insight reports will also examine the Trade and Investment Environment.

### **The Hoover's™ Historical Collection of Handbooks (1995–present)**

Dating back over 20 years the Hoover's Collection of Handbooks provides historical insight into the most influential public, private and state-owned enterprises in the world.

### **First Research® Archives (2003–present)**

Unlimited direct access to extensive market analysis on more than 1,000 top industry segments. Each report consists of key statistics and analysis on market and competitive landscape characteristics, operating conditions, business challenges, industry trends, current and historical industry growth, and more. These features, plus our sales call preparation questions and industry forecasts, help you make more informed business decisions in less time.

### **Dun & Bradstreet Million Dollar Directory (MDDI) (1959–present)**

Dating back to 1959, the Dun & Bradstreet Million Dollar Directory (MDDI) provides a valuable source of information on privately held and public companies and their executives. MDDI features easy-to-use cross references, primary and secondary lines of business and the names and titles of company officers and directors.

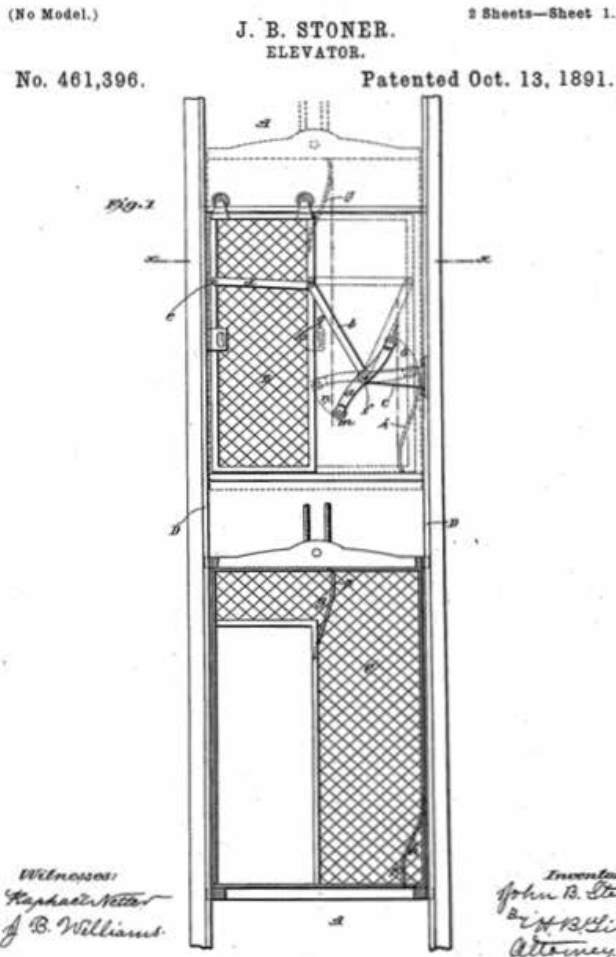
### **Key Business Ratios Print Archive (1979–present)**

The Dun & Bradstreet® Industry Norms and Key Business Ratios are made possible through over one million financial statements in the Dun & Bradstreet® Financial Information Base. This file consists of US corporations, partnerships and proprietorships both public and privately owned, in all size ranges, and includes over 800 different lines of business as defined by the US Standard Industrial Classification (SIC) code numbers. Our data is collected weekly, maintained daily, and constantly edited and updated. All of these factors combine to make this financial information unparalleled anywhere for scope and timeliness.



## Who Owns Whom (1950's-present)

For over 50 years, Who Owns Whom has been the accepted and proven source of information on corporate family trees globally. Containing more than 7.5 million companies worldwide, Who Owns Whom will help you identify relationships between your customers, prospects and suppliers, and it will enable you to make the most profitable business decisions. Any sized company can be included as long as its' ownership is greater than 51% by other companies or organizations. This comprehensive reference tool is setup to be easily searchable by year or region and each pdf is key word searchable. Concise introductory articles that describe the salient features of each commodity and help put the quantitative information in perspective.



*The*  
**FORD INDUSTRIES**

*Henry and Edsel Ford and the Model A at Ford Industrial Exposition,  
New York City, January, 1918*

**HENRY FORD**

**A**N INSTITUTION is the lengthened shadow of a man. Within these pages the Ford Motor Company is described in all its vast extent, but the narrative properly begins with the man whose vision and labor it incarnates and by whose spirit it is led.

Henry Ford was born on July 30, 1863, in the old Springwells township between Dearborn and Detroit, where the homestead still stands. His father, William Ford, besides being one of the substantial farmers of the community, was also Justice of the Peace and warden of the village church.

Whence come the gifts which differentiate a man from his fellows, is a matter of much speculation. The origin and conditions of genius are still veiled in mystery. Only the fact can be stated that, living the life of an average farm boy in a period when machinery of any kind was seldom found on a farm, Henry Ford early gave evidence of interests beyond the routine of fields and stables.

His childhood experiments, curiously enough, foreshadowed his later achievements. First it was a miniature water-wheel which he set up in the drainage ditch near the country schoolhouse. A watch fascinated him as an example of automotive power. He took one apart and easily put it together again. It was instinctively plain to him. An inborn affinity for mechanics, impossible to suppress, drove his mind every waking moment.

One of Henry Ford's earliest impressions was that of too much work on the farm, too much hand labor, too little attention to possible methods of lifting the burden and releasing the farmer's energies to higher forms of endeavor.

With his entrance into the field of mechanics first as an apprentice boy in an engine works and then by fast stages up the scale to the position of Chief Engineer of the Detroit Edison Company, Henry Ford never lost his dream of supplying power for the farm.

Because this narrative proceeds at a much faster pace than life itself, it would be a mistake to assume that Henry Ford reached his goal at a single bound. He was forty years old before he offered the Ford car to the world. His first car was completed in 1892. The young inventor had strength of character and engineering conscience sufficient to invest his years between twenty-eight and forty in bringing his product to the highest degree of simplicity and durability then possible before offering it to the world. It was not until 1903 that the famous "999" shot across the motor horizon.

With the Ford Motor Company

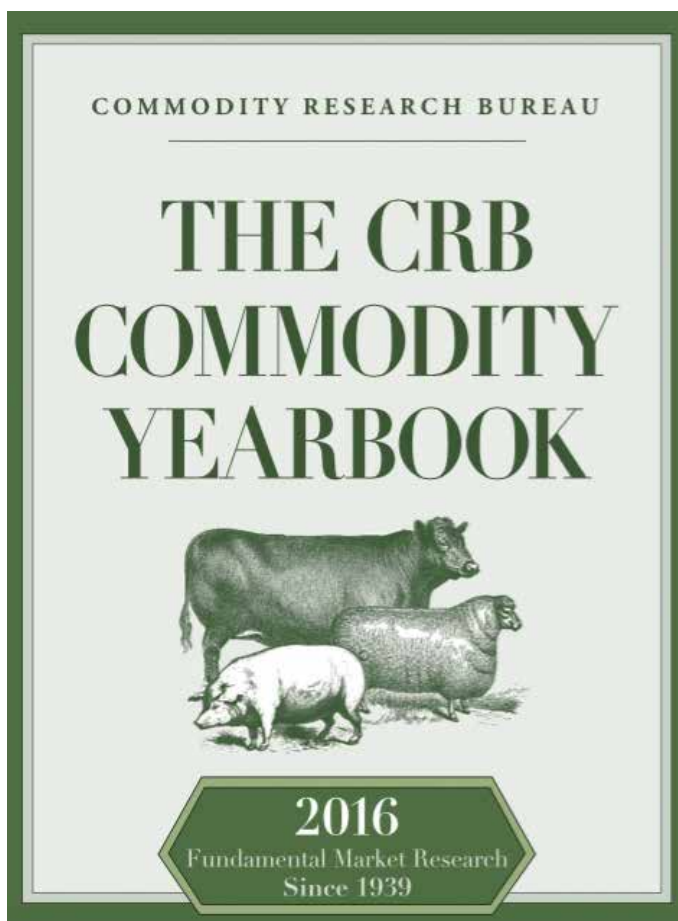
[5]



## The Book of Record for Commodity Markets (1939–present)

Since 1939, professional traders, commercial hedgers, portfolio managers, and speculators around the world have come to rely on The CRB Commodity Yearbook to help them navigate the uncertainties of the commodity markets.

A comprehensive source of commodity and futures market information, The Yearbook is the book of record of the Commodity Research Bureau, which is, in turn, the organization of record for the commodity industry itself. Its sources, reports from governments, private industries, and trade and industrial associations, are authoritative, and its historical scope is hard to find.



## Included in The CRB Commodity Yearbook:

Absolutely essential for identifying changing trends in supply and demand and for projecting important price movements, the Yearbook gives the user:

- Worldwide supply/demand and production/consumption data for all the basic commodities and futures markets—from A(luminum) to Z(inc), including all the major markets in interest rates, currencies, energy, grains and stock index futures
- Over 900 tables, graphs and price charts of historical data, many of which show price history dating back to 1900

Concise introductory articles that describe the salient features of each commodity and help put the quantitative information in perspective.

## Examples of the types of articles you can find in the Yearbook:

- Articles by CRB Chief Economist, Richard Asplund, on key market and important issues concerning the commodity industry.
- Commodity Prices Consolidate on Weak Global Growth
- US Economy is Still Facing Obstacles but is Gaining Momentum
- Surge in US Oil Production Helps to Stabilize World Oil Prices
- US Dollar Continues to Tare Sideways but QE3 Pressure is Lifting
- Fed Faces a Difficult Exit Strategy Over the Next Few Years
- Global Economy Should Slowly Gain Momentum After Poor 2013
- Eurozone Sovereign Debt Crisis Cools During 2013

## Key Points

- Global breadth and extensive depth of information
- Point in time database, view data and read articles written/collected during the year published
- Indispensable for identifying changing trends in supply and demand
- Highlights seasonal patterns, as well as current and historical pricing
- Crucial information on more than 100 commodities
- A macro tool for projecting important price movements
- Identifies trading patterns on a monthly and annual basis
- Global coverage and access to over 1,000,000 historical documents with new reports and companies added daily
- Advanced screening options with fully searchable text in every document
- Every report featured in full-page, high-resolution PDF format for viewing and printing clarity
- Rich historical financials and text on thousands of companies
- Access our US, Canadian or International databases

## Additional Features

- Reports are fully digitized in color
- All reports come from trusted sources including:
  - Mergent's private collection
  - Leading universities and libraries
  - Private providers
- Where available, reports are offered in multiple languages

**Contact us for more information or to receive a free product trial.**

Mergent.com

CustomerRelations@Mergent.com

800.342.5647



**MERGENT**  
by FTSE Russell

## About Mergent

For over 100 years, Mergent has been a leading provider of business and financial information on public and private companies globally. Mergent is known to be a trusted partner to academic and public libraries, as well as corporate and financial institutions. Today we continue to build on a century of experience by transforming data into knowledge and combining our expertise with the latest technology to create new global data and analytical solutions for our clients. With advanced data collection services, cloud-based applications, desktop analytics and print products, Mergent and its subsidiaries provide solutions from top down economic and demographic information, to detailed equity and debt fundamental analysis. We incorporate value added tools such as quantitative smart beta equity research and tools for portfolio building and measurement. Mergent is a member of the London Stock Exchange Group plc. The Mergent business forms part of LSEG's Information Services Division, which includes FTSE Russell, a global leader in indexes.

---

To learn more, visit [mergent.com](http://mergent.com); email [customerrelations@mergent.com](mailto:customerrelations@mergent.com);  
or call your Client Service Team office at: +1 800 342 5647

---

© 2018 London Stock Exchange Group plc and its applicable group undertakings (the "LSE Group"). The LSE Group includes (1) FTSE International Limited ("FTSE"), (2) Frank Russell Company ("Russell"), (3) FTSE TMX Global Debt Capital Markets Inc. and FTSE TMX Global Debt Capital Markets Limited (together, "FTSE TMX"), (4) MTSNext Limited ("MTSNext") and (5) Mergent, Inc. ("Mergent"). All rights reserved.

FTSE Russell® is a trading name of FTSE, Russell, FTSE TMX, MTS Next Limited and Mergent. "FTSE®", "Russell®", "FTSE Russell®", "MTS®",

"FTSE TMX®", "FTSE4Good®", "ICB®", "Mergent®" and all other trademarks and service marks used herein (whether registered or unregistered) are trademarks and/or service marks owned or licensed by the applicable member of the LSE Group or their respective licensors and are owned, or used under licence, by FTSE, Russell, MTSNext, FTSE TMX, or Mergent.

All information is provided for information purposes only. All information and data contained in this publication is obtained by the LSE Group, from sources believed by it to be accurate and reliable. Because of the possibility of human and mechanical error as well as other factors, however, such information and data is provided "as is" without warranty of any kind. No member of the LSE Group nor their respective directors, officers, employees, partners or licensors make any claim, prediction, warranty or representation whatsoever, expressly or impliedly, either as to the accuracy, timeliness, completeness, merchantability of any information or of results to be obtained from the use of the FTSE Russell Products or the fitness or suitability of the FTSE Russell Products for any particular purpose to which they might be put. Any representation of historical data accessible through FTSE Russell Products is provided for information purposes only and is not a reliable indicator of future performance.

No responsibility or liability can be accepted by any member of the LSE Group nor their respective directors, officers, employees, partners or licensors for (a) any loss or damage in whole or in part caused by, resulting from, or relating to any error (negligent or otherwise) or other circumstance involved in procuring, collecting, compiling, interpreting, analysing, editing, transcribing, transmitting, communicating or delivering any such information or data or from use of this document or links to this document or (b) any direct, indirect, special, consequential or incidental damages whatsoever, even if any member of the LSE Group is advised in advance of the possibility of such damages, resulting from the use of, or inability to use, such information.

No member of the LSE Group nor their respective directors, officers, employees, partners or licensors provide investment advice and nothing contained in this document or accessible through FTSE Russell Products including statistical data and industry reports, should be taken as constituting financial or investment advice or a financial promotion.

This publication may contain forward-looking assessments. These are based upon a number of assumptions concerning future conditions that ultimately may prove to be inaccurate. Such forward-looking assessments are subject to risks and uncertainties and may be affected by various factors that may cause actual results to differ materially. No member of the LSE Group nor their licensors assume any duty to and do not undertake to update forward-looking assessments.

No part of this information may be reproduced, stored in a retrieval system or transmitted in any form or by any means, electronic, mechanical, photocopying, recording or otherwise, without prior written permission of the applicable member of the LSE Group. Use and distribution of the LSE Group data requires a licence from FTSE, Russell, FTSE TMX, MTSNext, Mergent and/or their respective licensors.