

FTSE Currency Hedging

US dollar investor perspective



Hedging the currency exposures of an index reduces the impact of foreign currency fluctuations

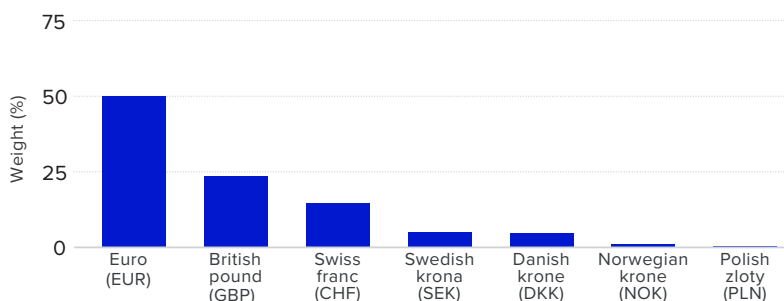
FTSE Russell's standard currency hedging methodology enables users to reduce the currency exposure of investing in securities denominated in foreign currencies.¹ Selecting a hedged or unhedged index depends on the risk appetite of the investor and the user's outlook of the US dollar relative to other currencies.

Global indices inherently include a short position against the domestic currency

International equities are playing an increasingly central role in the asset allocation decisions of investors worldwide. Index-based funds such as ETFs are increasingly providing investors with passive exposure to international equities. As investors diversify their assets outside of their home market, they start to increase their exposure to currency risk.

An index which includes securities denominated in foreign currencies has an embedded currency exposure that is long foreign currencies and 100% short the domestic currency.

FTSE Developed Europe Index currency exposure for a US dollar investor



Source FTSE Russell. Data as of December 29, 2023. Please see disclaimer page for important information. Past performance is no guarantee of future returns.

¹ For details on FTSE Russell's currency hedging methodology, see our Guide to Calculations for the Global Equity Index Series: http://www.ftse.com/products/downloads/ftse_global_equity_index_series_guide_to_calc.pdf

Features

- A consistent, transparent and publicly available methodology
- The FTSE standard calculation is to hedge 100% of the currency exposure, however 50% hedged and custom alternatives are available
- Indices can be hedged against all major global currencies, such as the Australian dollar (AUD), Canadian dollar (CAD), Swiss franc (CHF), Euro (EUR), British pound (GBP), Japanese yen (JPY) and US dollar (USD)

Calculating currency exposure

The currency exposure is calculated using security prices on the last trading day of the month. Currency exposure is aggregated for each country, regardless of the local trading currency (e.g. some countries have securities that trade in local and/or USD).

For example: Singapore securities in USD and SGD are all converted into SGD and then hedged.

The subtotals for each country are then combined for a total currency exposure by the assigned currency. These currency baskets are then hedged on a monthly basis.

Currency data and source

WM Reuters one month (16:00 hrs London Time mid price) forward rates are used in the currency hedging calculation. All rates are the last working day of the relevant market month direct USD quotes. Spot rates that are used in the currency hedging calculation are WM/Reuters Closing Spot Rates™, compiled by The WM Company.



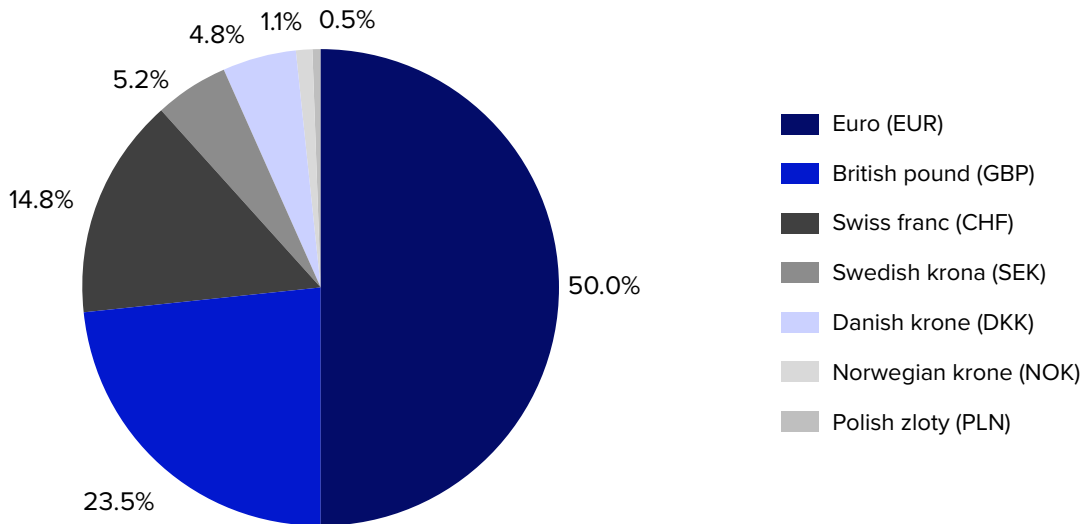
The currency hedging process

Currency weights are constructed from country building blocks and calculated based on month-end prices. Linear interpolation is used to value the currency hedging positions intra-month.

Example: Experience of a US dollar investor benchmarked to the FTSE Developed Europe Index 100% hedged to USD, as of January 17, 2024

Step 1

Calculate index currency weights as of the previous month-end

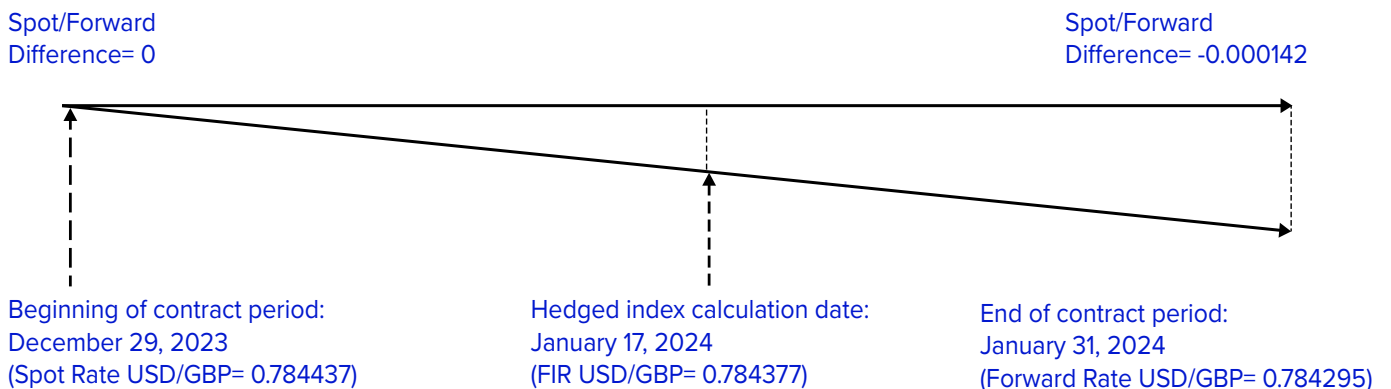


Source: FTSE Russell, data as of December 29, 2023.

Step 1 → **Step 2**

Calculate forward interpolated rates (FIR)

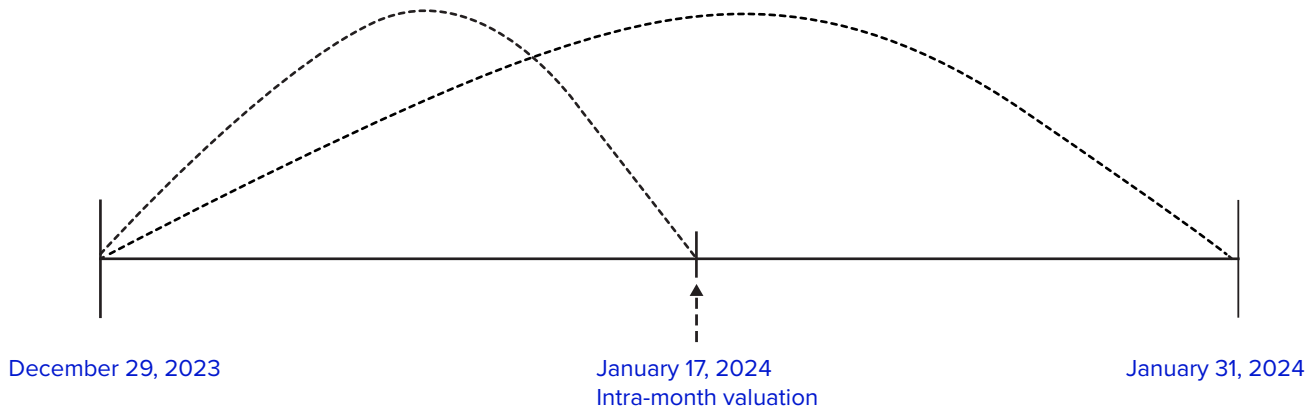
For each currency, calculate the spot/forward discount/premium at the beginning of the contract period, then discount this over the life of the contract. In this example there are 19 days left of the 33-day forward contract.





Calculate the impact of hedging

Calculate the impact of hedging by aggregating the gain/loss of the forward rates with the currency positions at the previous month-end.



Calculate the hedged index

The hedged index is derived from the unhedged index performance and the impact of hedging.

$$\text{Hedged index at previous month end} \times \left(\frac{\text{Unhedged index as of calculation date}}{\text{Unhedged index at previous month-end}} + \text{Impact of hedging as of calculation date} \right)$$

Source FTSE Russell. Data as of January 17, 2024. Please see disclaimer page for important information.
Past performance is no guarantee of future returns.

About FTSE Russell

FTSE Russell is a leading global provider of index and benchmark solutions, spanning diverse asset classes and investment objectives. As a trusted investment partner we help investors make better-informed investment decisions, manage risk, and seize opportunities.

Market participants look to us for our expertise in developing and managing global index solutions across asset classes. Asset owners, asset managers, ETF providers and investment banks choose FTSE Russell solutions to benchmark their investment performance and create investment funds, ETFs, structured products, and index-based derivatives. Our clients use our solutions for asset allocation, investment strategy analysis and risk management, and value us for our robust governance process and operational integrity.

For over 35 years we have been at the forefront of driving change for the investor, always innovating to shape the next generation of benchmarks and investment solutions that open up new opportunities for the global investment community.

Contact Us

To learn more, visit lseg.com/ftse-russell; email info@ftserussell.com; or call your regional Client Service team office:

EMEA +44 (0) 20 7866 1810

Asia-Pacific

North America +1 877 503 6437

Hong Kong +852 2164 3333

Tokyo +81 (3) 6441 1430

Sydney +61 (0)2 7228 5659

Disclaimer

© 2024 London Stock Exchange Group plc and its applicable group undertakings ("LSEG"). LSEG includes (1) FTSE International Limited ("FTSE"), (2) Frank Russell Company ("Russell"), (3) FTSE Global Debt Capital Markets Inc. and FTSE Global Debt Capital Markets Limited (together, "FTSE Canada"), (4) FTSE Fixed Income Europe Limited ("FTSE FI Europe"), (5) FTSE Fixed Income LLC ("FTSE FI"), (6) FTSE (Beijing) Consulting Limited ("WOFE") (7) Refinitiv Benchmark Services (UK) Limited ("RBSL"), (8) Refinitiv Limited ("RL") and (9) Beyond Ratings S.A.S. ("BR"). All rights reserved.

FTSE Russell® is a trading name of FTSE, Russell, FTSE Canada, FTSE FI, FTSE FI Europe, WOFE, RBSL, RL, and BR. "FTSE®", "Russell®", "FTSE Russell®", "FTSE4Good®", "ICB®", "Refinitiv", "Beyond Ratings®", "WMM™", "FR™" and all other trademarks and service marks used herein (whether registered or unregistered) are trademarks and/or service marks owned or licensed by the applicable member of LSEG or their respective licensors and are owned, or used under licence, by FTSE, Russell, FTSE Canada, FTSE FI, FTSE FI Europe, WOFE, RBSL, RL or BR. FTSE International Limited is authorised and regulated by the Financial Conduct Authority as a benchmark administrator. Refinitiv Benchmark Services (UK) Limited is authorised and regulated by the Financial Conduct Authority as a benchmark administrator.

All information is provided for information purposes only. All information and data contained in this publication is obtained by LSEG, from sources believed by it to be accurate and reliable. Because of the possibility of human and mechanical inaccuracy as well as other factors, however, such information and data is provided "as is" without warranty of any kind. No member of LSEG nor their respective directors, officers, employees, partners or licensors make any claim, prediction, warranty or representation whatsoever, expressly or impliedly, either as to the accuracy, timeliness, completeness, merchantability of any information or LSEG Products, or of results to be obtained from the use of LSEG products, including but not limited to indices, rates, data and analytics, or the fitness or suitability of the LSEG products for any particular purpose to which they might be put. The user of the information assumes the entire risk of any use it may make or permit to be made of the information.

No responsibility or liability can be accepted by any member of LSEG nor their respective directors, officers, employees, partners or licensors for (a) any loss or damage in whole or in part caused by, resulting from, or relating to any inaccuracy (negligent or otherwise) or other circumstance involved in procuring, collecting, compiling, interpreting, analysing, editing, transcribing, transmitting, communicating or delivering any such information or data or from use of this document or links to this document or (b) any direct, indirect, special, consequential or incidental damages whatsoever, even if any member of LSEG is advised in advance of the possibility of such damages, resulting from the use of, or inability to use, such information.

No member of LSEG nor their respective directors, officers, employees, partners or licensors provide investment advice and nothing in this document should be taken as constituting financial or investment advice. No member of LSEG nor their respective directors, officers, employees, partners or licensors make any representation regarding the advisability of investing in any asset or whether such investment creates any legal or compliance risks for the investor. A decision to invest in any such asset should not be made in reliance on any information herein. Indices and rates cannot be invested in directly. Inclusion of an asset in an index or rate is not a recommendation to buy, sell or hold that asset nor confirmation that any particular investor may lawfully buy, sell or hold the asset or an index or rate containing the asset. The general information contained in this publication should not be acted upon without obtaining specific legal, tax, and investment advice from a licensed professional.

Past performance is no guarantee of future results. Charts and graphs are provided for illustrative purposes only. Index and/or rate returns shown may not represent the results of the actual trading of investable assets. Certain returns shown may reflect back-tested performance. All performance presented prior to the index or rate inception date is back-tested performance. Back-tested performance is not actual performance, but is hypothetical. The back-test calculations are based on the same methodology that was in effect when the index or rate was officially launched. However, back-tested data may reflect the application of the index or rate methodology with the benefit of hindsight, and the historic calculations of an index or rate may change from month to month based on revisions to the underlying economic data used in the calculation of the index or rate.

This document may contain forward-looking assessments. These are based upon a number of assumptions concerning future conditions that ultimately may prove to be inaccurate. Such forward-looking assessments are subject to risks and uncertainties and may be affected by various factors that may cause actual results to differ materially. No member of LSEG nor their licensors assume any duty to and do not undertake to update forward-looking assessments.

No part of this information may be reproduced, stored in a retrieval system or transmitted in any form or by any means, electronic, mechanical, photocopying, recording or otherwise, without prior written permission of the applicable member of LSEG. Use and distribution of LSEG data requires a licence from LSEG and/or its licensors.



**FTSE
RUSSELL**
An LSEG Business