



**FTSE
RUSSELL**
An LSEG Business



Guide to products and services

FTSE Russell China Benchmarks






Contents

01. Our development in China	3
Our strengths in China	4
Our China milestones	5
<hr/>	
02. Our indices	6
FTSE China Equity Indices	7
FTSE China Fixed Income Indices	12
Appendix	15
<hr/>	
03. Investment chain ecosystem	16
<hr/>	

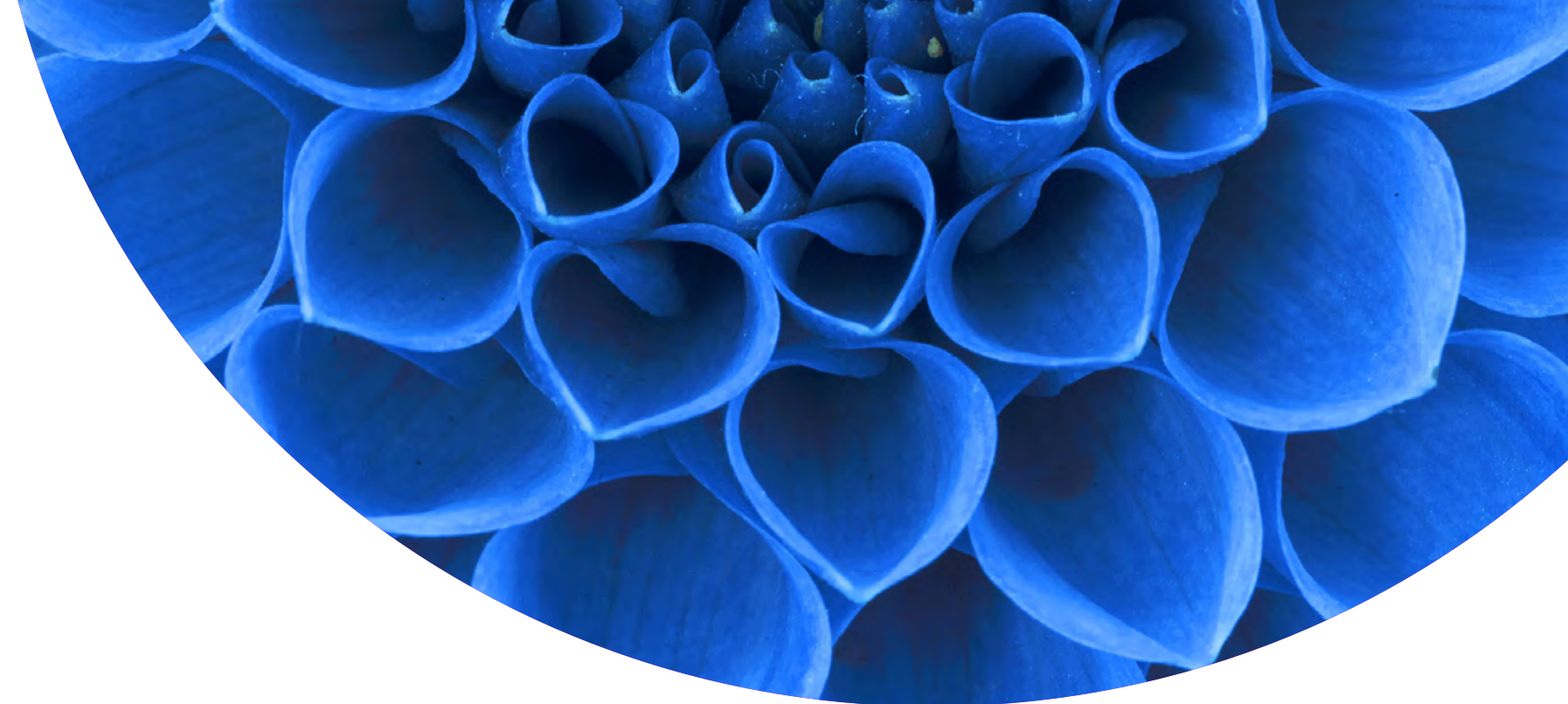
Our development in China

China started introducing economic reforms some 40 years ago. Today, its economy is the world's second-largest and a major driver of global growth. Many international investors are looking to benefit from China's development and gain exposure to its tremendous investment opportunities and FTSE Russell is fully committed to helping our clients achieve this goal.

We are the first international provider of mainland China benchmarks and we also offer an ever-expanding index product range that captures the full scope of China's equity and fixed income markets.



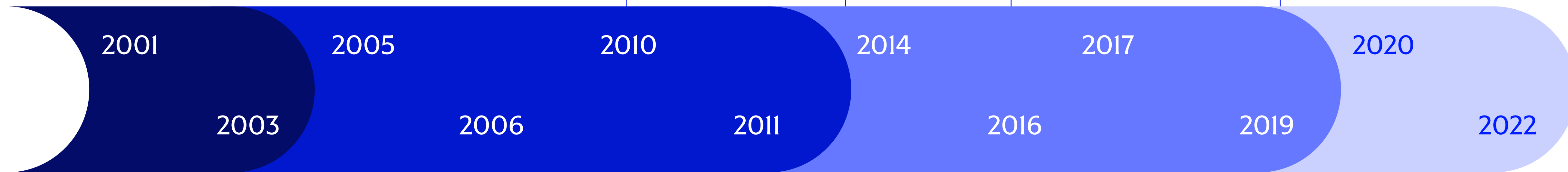
Our strengths in China



	Diversity of exposure	Multi-asset solutions	Robust index governance	Transparent, consistent methodology	Clear communication and engagement
Diversity of exposure	<p>FTSE Russell covers:</p> <ul style="list-style-type: none"> – Every available China share class, including A Shares, B Shares, H Shares, Red Chips, P Chips, S Chips and N Shares, all categorised by size and sector – Small, medium, and large cap firms – Onshore and offshore bond markets across various sectors, including government, policy bank, corporate, municipal, green, Dim Sum and Kung Fu bonds 	<ul style="list-style-type: none"> – One of the first international index providers to offer multi-asset solutions, both onshore and offshore – Capability to offer multi-asset solutions with a comprehensive range of China equity and China fixed income index offerings – Lead the market development of suitable benchmarks and innovative new passive solutions across the multi-asset investment landscape – Develop suite of innovative benchmarks including multi-asset composite indices, a market based allocation index series, and MPF Reference Portfolios 	<ul style="list-style-type: none"> – Robust internal governance via working groups of experienced in-house experts – Strong external oversight via advisory committees of senior market practitioners and stakeholders – A risk governance framework incorporating LSEG’s ‘three lines of defence’ model – Full compliance with the IOSCO Principles for Financial Benchmarks, the European Benchmarks Regulation and the UK’s Benchmarks Regulation 	<ul style="list-style-type: none"> – Clear, publicly available methodology documents – Index design that takes into account end-user requirements, suitability and availability of the underlying market and reference data – All indices and index methodology documents overseen by the FTSE Russell Governance Board and, for certain indices, by external advisory committees 	<ul style="list-style-type: none"> – Regular communication with regulators to monitor market enhancements and reforms – Ongoing engagement with global investors and other key market participants to stay abreast of their investment needs
Multi-asset solutions					
Robust index governance					
Transparent, consistent methodology					
Clear communication and engagement					

Our China milestones

Fixed income



Equity

2001

- Xinhua FTSE Index jointly established by FTSE and Xinhua Financial.
- Launch of Xinhua FTSE Indices (now known as FTSE China Indices), the first index series to cover A Shares, B Shares, H Shares and Red Chips.
- Launch of FTSE/Xinhua China 25 Index (now known as FTSE China 50 Index).
- Launch of FTSE Xinhua China A 200 Composite Index (now known as FTSE China A 200 Index), the first open index fund to cover the Shanghai and Shenzhen stock markets.

2003

- Launch of FTSE China A50, which covers the 50 largest A Share stocks listed on Shanghai and Shenzhen exchanges.

2005

- Launch of Xinhua FTSE Insurance Investment Index, the first index customised for insurance and asset management firms in China.

2010

- Acquisition by FTSE of the remaining 50% equity interest in Xinhua FTSE Index, making it wholly-owned by FTSE.
- Renaming of Xinhua FTSE Indices as FTSE China Indices.

2014

- FTSE Russell begins including China A Shares in its widely followed global benchmarks with launch of two transitional indices for Emerging Markets, one of which was China A Shares with a weighting equivalent to total R/QFII allocations. This was selected by Vanguard, a leading global investment management firm, as the benchmark for the world's first emerging market investment fund with A Shares exposure.

2016

- Launch of FTSE China A Stock Connect Indices to track eligible mainland A Shares available to trade through the Shanghai-Hong Kong Stock Connect and the Shenzhen-Hong Kong Stock Connect.
- Launch of FTSE China A Innovative Enterprise Indices to provide a benchmark for the fastgrowing ChiNext stocks listed on the Shenzhen Stock Exchange.

2018

- FTSE Russell announces the promotion of the China A Share market to Emerging Markets status and its phased inclusion in FTSE's global equity benchmarks from June 2019 onwards.

2019

- FTSE Russell began phase one of inclusion of China A Shares in global equity benchmarks.
- Approximately 800 China A Share securities included in FTSE Russell's ESG Ratings and data model, expanding its Chinese securities coverage to 1,800.

2020

- Completion of phase one of inclusion of China A Shares in global equity benchmarks. Implemented across four separate tranches, this added 25% of the investable market cap of 1,051 small, medium, and large cap China A Shares to the FTSE Emerging All Cap Index.

2021

- Eligible China A Shares listed on the Shanghai Stock Exchange's Sci-Tech Innovation Board (STAR Market) included in FTSE China A Share indices and FTSE Global Equity Index Series.

2022

- Enhancement of China A50 Index
- Launch of FTSE Southbound Stock Connect Indices
- FTSE Ping An China A Free ESG Indices

2010

- Launch of FTSE Chinese Government Bond Index.

2014

- Launch of FTSE Chinese Government and Policy Bank Bond Index.

2017

- Launch of FTSE Chinese (Onshore CNY) Broad Bond Index, expanding coverage of government and policy bank issues to include issues by other governments, agencies, regional governments, and corporations.

2018

- China government bonds included in FTSE Emerging Markets Government Bond Index and FTSE Asian Government Bond Index.

2019

Launch of FTSE Chinese (Onshore CNY) Green Bond Index Series:

- FTSE Chinese (Onshore CNY) Green Bond Index
- FTSE Chinese Green Bond Index International Aligned
- FTSE Chinese Green Bond Index International Aligned – Interbank

2021


- Chinese government bonds are included in FTSE World Government Bond Index and its derived indices over 36 months effective end of October 2021.
- Launch of FTSE Chinese (Onshore CNY) Broad Investment-Grade Bond Index.

Our indices

FTSE Russell's comprehensive and complementary set of indices represent all the main China share classes (A Shares, B Shares, H Shares, Red Chips, P Chips, S Chips, N Shares), along with company sizes and sectors. This means that different share classes can be combined and dissected for analysis and benchmarking to suit any domestic or international mandate.

FTSE Russell also offers various fixed income indices that measure the performance of China's onshore and offshore bond markets across various sectors. These include government bonds, policy bank bonds, corporate bonds, municipal bonds and green bonds.

Available across asset classes, styles and strategies, our index solutions can be customised to meet the needs of a wide variety of clients including buy-side, sell-side, custodians, asset owners, exchanges, investment consultants, and ETF providers.





OUR INDICES

FTSE China equity indices

FTSE Russell's China equity flagship benchmarks include FTSE China A50, FTSE China 50, FTSE Hong Kong 100 and more.



Listed Chinese companies can issue various classes of shares in the Chinese equity market based on their location of incorporation, listing place, revenue sources, etc. The major share classes are as follows:

Share class	Location of incorporation	Listing place	Trading currency	Exchanges
A Shares	Mainland China	China	RMB	Shenzhen Stock Exchange Shanghai Stock Exchange
B Shares	Mainland China	China	USD or HKD	Shenzhen Stock Exchange Shanghai Stock Exchange
H Shares	Mainland China	Hong Kong	HKD	Hong Kong Stock Exchange
P Chips	Non-mainland China	Hong Kong	HKD	Hong Kong Stock Exchange
Red Chips	Non-mainland China	Hong Kong	HKD	Hong Kong Stock Exchange
N Shares	Non-mainland China	USA	USD	New York Stock Exchange NYSE American NASDAQ Exchange
S Chips	Non-mainland China	Singapore	SGD	Singapore Stock Exchange

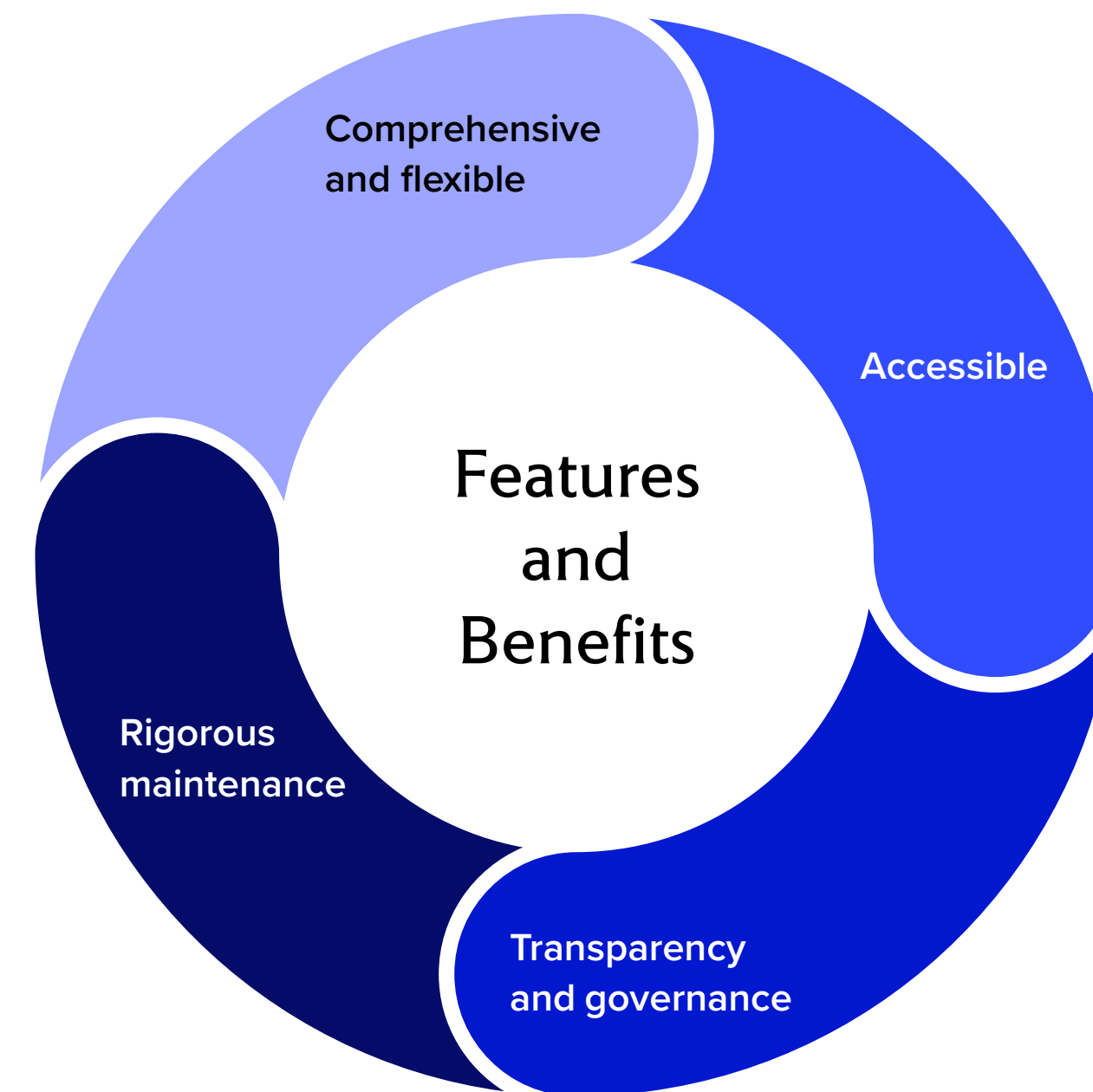
FTSE Russell's Chinese equity indices are designed to match the preferences and requirements of both international and domestic investors.

For International Investors

- The indices are adjusted for foreign ownership limits and take the various A Share access channels (i.e. Northbound Stock Connect, and/or QFII/RQFII) into consideration in their product design
- The indices follow global market developments and regulations including treatment of index constituents that are subject to sanctions
- The FTSE China A50 and FTSE China 50 flagship indices benefit from a developed ecosystem with extensive fund and ETF usage and availability of derivatives
- FTSE Russell offers both "transitional" broad China exposure indices with smaller A Share exposure (25% inclusion factor) and "full inclusion" A Share indices (100% inclusion factor)

For Domestic Investors

- The indices exclude foreign ownership limits, thus representing the investable universe available for domestic investors
- The indices do not remove index constituents that are subject to sanctions (specifically, those related to the US Executive Order issued in 2020)
- Minimum variance and factor indices are available based on these indices



- Both single share class and composite indices
- Size and sector segments
- Differentiated versions for domestic and international investors
- Market cap-weighted benchmarks

- Minimum size, liquidity and free float tests applied to ensure investability
- Foreign ownership limits and/or market access constraints incorporated where relevant

Managed according to transparent and publicly available ground rules and in accordance with FTSE Russell's global best practice standards of index governance

Methodology varies across indices. For example, A50 and China 50 Indices are maintained through daily corporate actions and quarterly reviews.

Current key China equity index offering

		Subject to FOL	Excludes sanctioned companies	Share class						Other markets		A Shares access		
				A	B	H	P	Red	N	S	HK	TW	SC	R/QFII
Flagship														
FTSE China A50	50 largest A Share companies		●	●									●	●
FTSE China 50	50 largest Hong Kong listed Chinese stocks		●		●	●	●							
FTSE Hong Kong 100	100 largest Hong Kong listed Hong Kong companies and Chinese stocks ¹		●		●	●	●			●				
FTSE China A 200	200 largest A Share companies	●	●	●									●	●
A Shares														
FTSE China A Free	China A Shares selected as the result of the FTSE Global Equity Index Series (GEIS) China Region review.			●									Domestic	
FTSE China A	China A Shares selected as the result of the FTSE Global Equity Index Series (GEIS) China Region review.	●	●	●									●	●
FTSE China A Innovative Enterprises	China A Shares listed on Shenzhen ChiNext and Shanghai STAR. Subset of FTSE China A.	●	●	●									●	●
FTSE China A Stock Connect CNH	China A Shares accessible via Northbound Stock Connect. Subset of FTSE China A. Components of GEIS.	●	●	●									●	

1. Previously known as FTSE Hong Kong 50 Index. The number of constituents expanded to 100 from 50 in September 2021.

		Subject to FOL	Excludes sanctioned companies	Share class						Other markets		A Shares access		
				A	B	H	P	Red	N	S	HK	TW	SC	R/QFII
Broad China exposure														
FTSE China	All China share classes with 25% inclusion factor on A shares. Components of GEIS.	●	●	●	●	●	●	●	●	●			●	
FTSE Total China Connect	All China share classes with no inclusion factor restrictions on A Shares.	●	●	●	●	●	●	●	●	●			●	
FTSE China Inclusion	All China share classes with 25% inclusion factor on A shares.	●	●	●	●	●	●	●	●	●			●	●
FTSE China Inclusion (no Quota)	All China share classes with no inclusion factor restrictions on A Shares.	●	●	●	●	●	●	●	●	●			●	●
FTSE Southbound Stock Connect	Hong Kong listed stocks eligible under the Southbound Stock Connect scheme.					●	●	●			●			
FTSE Greater China	All China share classes, combined with Hong Kong listed companies and Taiwan listed companies. Components of GEIS.	●	●	●	●	●	●	●	●	●	●	●	●	

FTSE Russell calculates additional China indices including, but not limited to, the FTSE China A 200 Index, FTSE China A 600 Index, FTSE China A Free Minimum Variance Index, FTSE China SOE Index, FTSE China Non-SOE Index, and FTSE China A-H 50 Index. FTSE Russell also offers a series of FTSE Global China A Inclusion Indices.

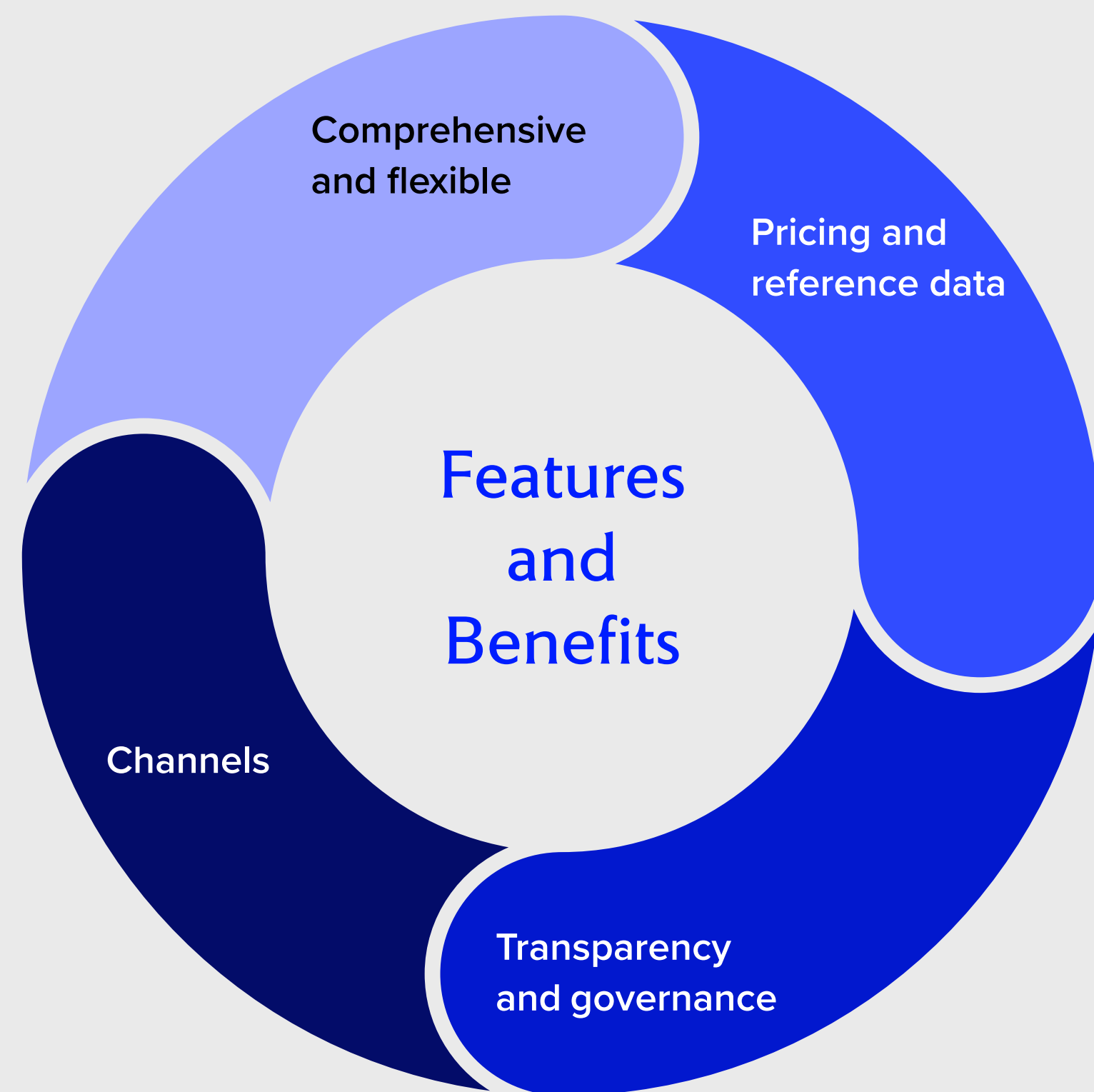
For additional details, please contact us at info@ftserussell.com.



OUR INDICES

FTSE China fixed income indices

Fixed-income benchmarks encompass many indices, from the FTSE Chinese Government Bond Index to the FTSE Chinese (Onshore CNY) Green Bond Index Series and more.



Comprehensive and flexible

- Cover a broad array of sectors
- Sub-indices available in any combination of sector, maturity, and rating

Pricing and reference data

Backed by LSEG Data & Analytics, a recognised pricing source and one of the world's largest providers of financial market data and infrastructure

Transparency and governance

Managed according to transparent and publicly available ground rules and in accordance with FTSE Russell's global best practice standards of index governance

Channels

International investors have four official channels for investing in China's onshore fixed income market: China Interbank Bond Market (CIBM) Direct, Bond Connect, the Qualified Foreign Institutional Investor (QFII) Scheme, and the Renminbi Qualified Foreign Institutional Investor (RQFII) Scheme

Onshore CNY

FTSE Chinese Government Bond Index

- Measures performance of fixed-rate government bonds issued in mainland China

FTSE Chinese (Onshore CNY) Green Bond Index

- Measures performance of onshore Chinese RMB-denominated, fixed-rate government, agency and corporate debt issued in mainland China that is labelled green

FTSE Chinese Green Bond Index International Aligned

- Indices available that track the performance of bonds meeting internationally recognised standards determined by the Climate Bonds Initiative (CBI)

FTSE Chinese Green Bond Index International Aligned – Interbank

FTSE Chinese (Onshore CNY) Broad Bond Index (CNYBBI)

- Measures performance of onshore Chinese RMB-denominated fixed-rate government, agency, and corporate debt issued in mainland China

FTSE Chinese (Onshore CNY) Broad Bond Index – Interbank (CNYBBI-Interbank)

- Measures performance of a subset of bonds from the FTSE Chinese (Onshore CNY) Broad Bond Index (CNYBBI), traded on the China Interbank Bond Market and representing the largest trading venue by volume for onshore bonds

FTSE Chinese Government and Policy Bank Bond Index (CNGPBI)

- Measures performance of RMB-denominated fixed-rate government bonds and policy bank bonds issued in mainland China
- Eligible Chinese policy bank bonds are those issued by the China Development Bank, the Agricultural Development Bank of China, and the Export-Import Bank of China. The objectives of these state-owned policy banks typically include providing social benefits, stimulating the economy and supporting growing local industries

FTSE Chinese (Onshore CNY) Broad Investment-Grade Bond Index (CNYBIG)

- Measures performance of the most tradable sectors in the Chinese fixed-income market (Chinese government bonds, the three policy banks and corporate securities with high-quality credit ratings)

Offshore CNY / USD

FTSE Dim Sum (Offshore CNY) Bond Index

- Measures performance of RMB-denominated “Dim Sum” bonds issued and settled outside mainland China including fixed-rate securities issued by governments, agencies, supranationals, and corporations

FTSE Chinese USD Broad Bond Index

– FTSE Chinese USD Broad Bond Investment-Grade Index

- Measures performance of both investment-grade and high-yield US dollar denominated debt issued by governments, agencies and corporations domiciled in China (“Kung Fu” bonds)

– FTSE Chinese USD Broad Bond High-Yield Index

FTSE Russell provides comprehensive coverage of onshore and offshore bond markets across various sectors, including government bonds, policy bank bonds, corporate bonds, municipal bonds, green bonds and “Kung Fu” bonds (USD-denominated debt issued by Chinese issuers).

China is also a component of various global indices, including the FTSE World Government Bond Index (WGBI), FTSE Asian Government Bond Index (AGBI) and FTSE Green Impact Bond Index Series.

OUR INDICES

Appendix

FTSE Russell’s indices are used by clients around the world to inform asset allocation decisions, support portfolio construction, and conduct risk and performance analysis. The broad offering of global and domestic market indices, covering a range of asset classes and weighting methodologies provides clients with a comprehensive foundation for their global and local market investing needs.

Equity	FTSE Russell provides a range of global, regional and local-market equity indices, offering investors a broad set of tools for measuring and analysing equity markets and market segments. Flagship indices include the FTSE Global Equity Index Series (FTSE GEIS), the Russell US Indices and the FTSE UK Index Series, which serve as the underlying foundation for FTSE Russell’s alternatively-weighted indices. FTSE Russell’s equity indices are used as performance benchmarks and as the basis for index-linked products such as ETFs and derivatives.
Fixed Income	FTSE Russell’s fixed income indices are widely followed by the investment community. Our comprehensive range of global, regional and individual country-focused debt market indices give investors essential tools for measuring and analysing the performance of fixed income markets across security types and geographies.

With indices and portfolio strategies continuing to evolve, investors need an index provider who can keep them well-informed. As an integral part of the global ETF industry, FTSE Russell provides index and data solutions to a wide variety of market participants.

The investment chain ecosystem has three main groups: primary providers, supporting providers, and regulatory entities.



Three essential groups and roles

Do you have the tools and information you need to consider all of your opportunities across markets, asset classes, styles or strategies? As indices and portfolio strategies continue to evolve, you need an index provider who helps you stay well-informed. FTSE Russell is an integral part of the global ETF industry, providing indexing and data solutions to a wide variety of market participants.

Index providers

Key services: indices, benchmarks, and asset class proxies

Index data licensed to an ETF sponsor who then replicates the index into an ETF

ETF sponsors

Manage and promote ETFs

ETF administrators

Day-to-day operation of the ETF

Regulators

Monitor, report and investigate all aspects of the ETF ecosystem

Distributors

Increase the availability of ETFs to investors

Auditors

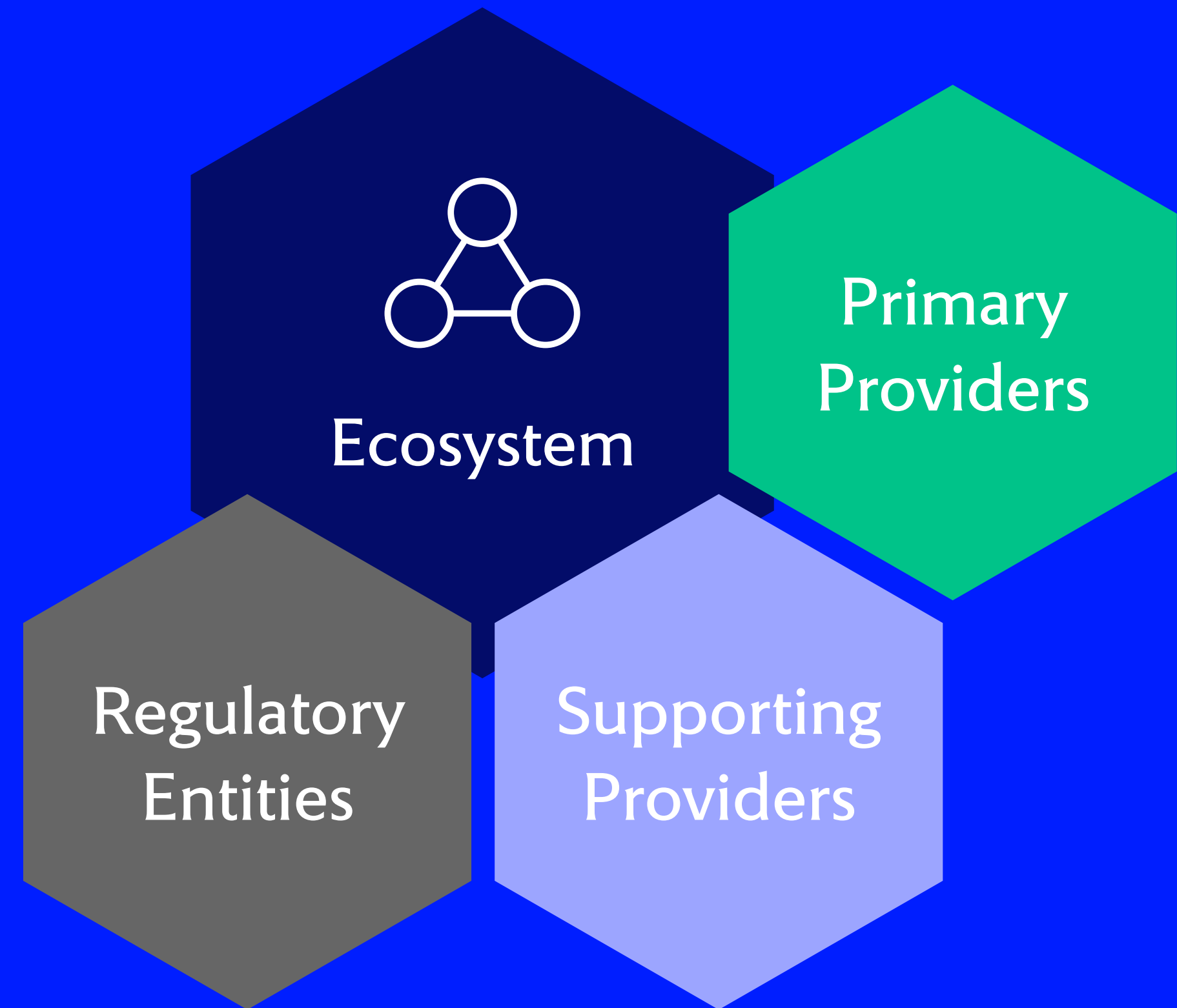
Audit for accounting and regulatory requirements

Fund counsel

Legal guidance and opinion

Advisors

Provide ETF investment advice to investors directly



Disclaimer

© 2023 London Stock Exchange Group plc and its applicable group undertakings (the “LSE Group”). The LSE Group includes (1) FTSE International Limited (“FTSE”), (2) Frank Russell Company (“Russell”), (3) FTSE Global Debt Capital Markets Inc. and FTSE Global Debt Capital Markets Limited (together, “FTSE Canada”), (4) FTSE Fixed Income Europe Limited (“FTSE FI Europe”), (5) FTSE Fixed Income LLC (“FTSE FI”), (6) The Yield Book Inc (“YB”) and (7) Beyond Ratings S.A.S. (“BR”). All rights reserved.

FTSE Russell® is a trading name of FTSE, Russell, FTSE Canada, FTSE FI, FTSE FI Europe, YB and BR. “FTSE®”, “Russell®”, “FTSE Russell®”, “FTSE4Good®”, “ICB®”, “The Yield Book®”, “Beyond Ratings®” and all other trademarks and service marks used herein (whether registered or unregistered) are trademarks and/or service marks owned or licensed by the applicable member of the LSE Group or their respective licensors and are owned, or used under licence, by FTSE, Russell, FTSE Canada, FTSE FI, FTSE FI Europe, YB or BR. FTSE International Limited is authorised and regulated by the Financial Conduct Authority as a benchmark administrator.

All information is provided for information purposes only. All information and data contained in this publication is obtained by the LSE Group, from sources believed by it to be accurate and reliable. Because of the possibility of human and mechanical error as well as other factors, however, such information and data is provided “as is” without warranty of any kind. No member of the LSE Group nor their respective directors, officers, employees, partners or licensors make any claim, prediction, warranty or representation whatsoever, expressly or impliedly, either as to the accuracy, timeliness, completeness, merchantability of any information or of results to be obtained from the use of FTSE Russell products, including but not limited to indices, data and analytics, or the fitness or suitability of the FTSE Russell products for any particular purpose to which they might be put. Any representation of historical data accessible through FTSE Russell products is provided for information purposes only and is not a reliable indicator of future performance.

No responsibility or liability can be accepted by any member of the LSE Group nor their respective directors, officers, employees, partners or licensors for (a) any loss or damage in whole or in part caused by, resulting from, or relating to any error (negligent or otherwise) or other circumstance involved in procuring, collecting, compiling, interpreting, analysing, editing, transcribing, transmitting, communicating or delivering any such information or data or from use of this document or links to this document or (b) any direct, indirect, special, consequential or incidental damages whatsoever, even if any member of the LSE Group is advised in advance of the possibility of such damages, resulting from the use of, or inability to use, such information.

No member of the LSE Group nor their respective directors, officers, employees, partners or licensors provide investment advice and nothing in this document should be taken as constituting financial or investment advice. No member of the LSE Group nor their respective directors, officers, employees, partners or licensors make any representation regarding the advisability of investing in any asset or whether such investment creates any legal or compliance risks for the investor. A decision to invest in any such asset should not be made in reliance on any information herein. Indices cannot be invested in directly. Inclusion of an asset in an index is not a recommendation to buy, sell or hold that asset nor confirmation that any particular investor may lawfully buy, sell or hold the asset or an index containing the asset. The general information contained in this publication should not be acted upon without obtaining specific legal, tax, and investment advice from a licensed professional.

The information contained in this report should not be considered “research” as defined in recital 28 of the Commission Delegated Directive (EU) 2017/593 of 7 April 2016 supplementing Directive 2014/65/EU of the European Parliament and of the Council (“MiFID II”) and is provided for no fee.

Past performance is no guarantee of future results. Charts and graphs are provided for illustrative purposes only. Index returns shown may not represent the results of the actual trading of investable assets. Certain returns shown may reflect back-tested performance. All performance presented prior to the index inception date is back-tested performance. Back-tested performance is not actual performance, but is hypothetical. The back-test calculations are based on the same methodology that was in effect when the index was officially launched. However, back-tested data may reflect the application of the index methodology with the benefit of hindsight, and the historic calculations of an index may change from month to month based on revisions to the underlying economic data used in the calculation of the index.

This document may contain forward-looking assessments. These are based upon a number of assumptions concerning future conditions that ultimately may prove to be inaccurate. Such forward-looking assessments are subject to risks and uncertainties and may be affected by various factors that may cause actual results to differ materially. No member of the LSE Group nor their licensors assume any duty to and do not undertake to update forward-looking assessments.

No part of this information may be reproduced, stored in a retrieval system or transmitted in any form or by any means, electronic, mechanical, photocopying, recording or otherwise, without prior written permission of the applicable member of the LSE Group. Use and distribution of the LSE Group data requires a licence from FTSE, Russell, FTSE Canada, FTSE FI, FTSE FI Europe, YB, BR and/or their respective licensors.

Visit lseg.com/ftse-russell

About FTSE Russell (LSEG)

FTSE Russell is a leading global provider of index and benchmark solutions, spanning diverse asset classes and investment objectives. As a trusted investment partner we help investors make better-informed investment decisions, manage risk, and seize opportunities.

Market participants look to us for our expertise in developing and managing global index solutions across asset classes. Asset owners, asset managers, ETF providers and investment banks choose FTSE Russell solutions to benchmark their investment performance and create investment funds, ETFs, structured products, and index-based derivatives. Our clients use our solutions for asset allocation, investment strategy analysis and risk management, and value us for our robust governance process and operational integrity.

For over 35 years we have been at the forefront of driving change for the investor, always innovating to shape the next generation of benchmarks and investment solutions that open up new opportunities for the global investment community.

To learn more, email info@ftserussell.com; or call your regional Client Service Team office:

EMEA

+44 (0) 20 7866 1810

North America

+1 877 503 6437

Asia-Pacific

HONG KONG +852 2164 3333

TOKYO +81 (3) 6441 1430

SYDNEY +61 (0) 2 7228 5659