


# The market is dynamic. Your equity allocation can be too.



Public equity is one of the largest contributors to risk and return within multi-asset portfolios.<sup>1</sup> Asset owners are tasked with weighing the risks of passive allocations with the costs of active management. An innovative approach to navigating markets can offer the best of both worlds.

## Profile

FTSE Russell and Invesco have partnered since 2017 on the FTSE Invesco Dynamic Multifactor Index series. These indices seek to navigate the uncertainty of the business cycle and are available within public equities, across regions and capitalization sizes.

## Objectives

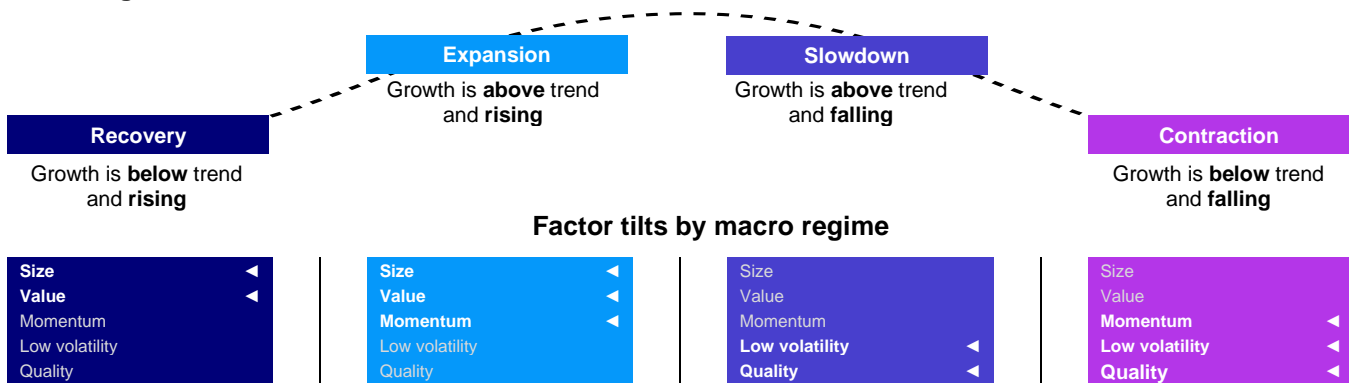
The index series offers a dynamic and diversified allocation to equity factors based on their underlying cyclicality and has outperformed various global equity markets throughout the business cycle.

## Solution

To accomplish this outperformance, the indexes rely on two proprietary investment processes: Invesco's top-down macro framework and FTSE Russell's bottom-up factor index expertise.

The **Dynamic Multifactor (DMF)** index series appeals to a wide-range of investors given the rules-based approach, transparency of the investment process and has had success in delivering on its investment objectives, which we highlight in this paper.

## Macro regimes framework



<sup>1</sup> [1] Source: Invesco Vision, Bloomberg, as of 11/30/23. Assuming a portfolio contains 60% global equities and 40% global bonds, as represented by the MSCI ACWI index and Bloomberg Global Aggregate Bond index, equities contributed 83% of the portfolio's standard deviation and 100% of portfolio's return for the 10-year period ending 11/30/23.

This article is for Professional Clients and Financial Advisers in Continental Europe (as defined below), for Qualified Clients/Sophisticated Investors in Israel; for Professional Clients in Dubai, Ireland, and the UK; for Sophisticated or Professional Investors in Australia; Institutional Investors in the United States; in Canada, this document is restricted to (i) Accredited Investors, and (ii) Permitted Clients, as defined under National Instrument 45-106 and National Instrument 31-103, respectively; for Qualified Institutional Investors in Japan; for Professional Investors in Hong Kong, for Institutional Investors and/or Accredited Investors in Singapore, for certain specific sovereign wealth funds and/or Qualified Domestic Institutional Investors approved by local regulators only in the People's Republic of China, for certain specific Qualified Institutions and/or Sophisticated Investors only in Taiwan, for Qualified Professional Investors in Korea, for certain specific institutional investors in Brunei, for Qualified Institutional Investors and/or certain specific institutional investors in Thailand, for certain specific institutional investors in Indonesia and for qualified buyers in the Philippines for informational purposes only. It is not intended for and should not be distributed to, or relied upon, by the public or retail investors. For the purposes of this document, Continental Europe is defined as Austria, Belgium, Denmark, Finland, France, Germany, Italy, Luxembourg, Netherlands, Norway, Spain, Sweden, and Switzerland.



## 1. What are the investment objectives of the DMF index series?

Dynamic Multifactor (DMF) is a rules-based equity index series that dynamically allocates across equity factors according to Invesco's identified macro-economic regime signal. The objective of DMF is to **outperform the market capitalization-weighted index over the long term** with **similar levels of volatility** by adapting to changes in the business cycle using proprietary indicators.

## 2. Why consider dynamic factor investing versus a more traditional, static approach?

Global markets are dynamic, adjusting to new information on future growth expectations, earnings revisions, industry innovations and productivity. If markets are dynamic, why shouldn't your equity allocations be too?

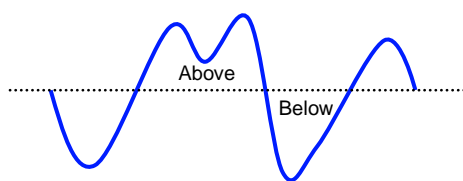
Having the appropriate tools and framework to identify when and how to successfully shift allocations is a key challenge faced when implementing tactical portfolio management. The DMF index series relies on Invesco's macroeconomic regime identification model to shift allocations to underlying FTSE Russell's multifactor indexes. The results have been compelling across regions and market-caps and have offered outperformance relative to static and market-cap indexes, as well as limiting downside-capture.

## 3. How does Invesco determine where we are in the macro cycle?

Invesco estimates monthly the prevailing macro regime using two equally weighted proprietary signals: a regional leading economic indicator (LEI) and a single, global risk appetite cycle indicator (GRACI).

The inclusion of a risk appetite indicator reflects the fact that markets tend to lead the economy. As such, incorporating a real-time indicator of asset pricing (GRACI) in the model allows the index to take a more timely, forward-looking view of economic growth expectations. Please refer to the citations in the appendix for further literature on the methodologies implemented in the index.

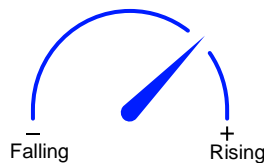
### Leading Economic Indicator (LEI)



**Above/Below** long-term trend

Forward-looking measure of the level of economic activity

### Global Risk Appetite Cycle Indicator (GRACI)



**Rising/Falling** growth

Measure of the market's risk sentiment, strongly correlated with changes in economic growth expectations

## 4. What are the five factors selected and how does DMF allocate to them?

The five FTSE Russell factors – allocated to value, small size, momentum, quality, and low volatility – are supported by a body of academic research and empirical evidence across different geographies and time periods. Although additional factors have been identified, these five have historically explained a large proportion of stock returns.

Depending on the Invesco macro regime signal, the index allocates to one of four predetermined combinations of factors. For example, in an early stage of economic recovery, DMF will overweight securities in the benchmark index which score highly on size and value factors – both factors which carry pro-cyclical, fundamental characteristics. In an economic slowdown, DMF will overweight securities with more defensive characteristics found in quality and low volatility factors.

A key philosophy of FTSE Russell's bottom-up factor index weighting methodology seeks to reward securities that have strong exposure to all the desired factors, not just one or the other.

Utilizing FTSE Russell's innovative 'Tilt-Tilt' multi-factor methodology, the underlying regime-driven multi-factor indexes achieve greater factor exposure in a more controlled manner, while balancing concerns around diversification, liquidity, and capacity. This approach targets approximately the same exposures of single factor indexes, without the dilutive effects of other methods. Additionally, the magnitude of tilt(s) can be adjusted to address implementation concerns such as liquidity, capacity, diversification, and turnover.

## **5. How does DMF utilize and implement factors differently from traditional factor strategies?**

Invesco and FTSE Russell believe there is long-term excess return potential to be earned from investing in certain equity factors which are backed by academic research and empirical evidence (e.g., value, size, quality, low volatility and momentum).

Factors can also be used efficiently to 'bucket' or segment securities based on their shared risk characteristics. This taxonomy is particularly useful when seeking to express views on market cyclicality, paving the way for a rules-based approach to dynamic equity allocations. In an economic slowdown, for example, investors have been rewarded for investing in companies with stronger balance sheets and lower volatility of returns. As such, DMF tilts toward two types of factor exposures – quality and low volatility – similar to how a macro-driven, active equity manager might approach stock selection, however DMF's rules-based approach is transparent and cost-effective.

Lastly, DMF is tilting towards multiple factors at any given time, rather than 'putting all our eggs in one basket'. Many factor strategies concentrate exposure to the desired factor (or factors) while hedging other metrics such as beta and sector exposure, so they are in line with those of the benchmark. Deviations in DMF's sector and market exposures should be considered a by-product of the targeted factor exposures, allowing the index to align to the market's growth expectations.

## **6. The success of factor timing has seen mixed results – how has this index been successful?**

DMF tilts or overweights the factors expected to outperform, differentiating from 'timing' where allocators may look to neutralize unintended factors exposure, which may arise as factors are partially correlated. DMF's approach aims to provide diversified exposure to multiple factors at all stages of the economic cycle.

In short, DMF is not a 'horse race' that aims to pick the winning factor or factors. Instead, the index is overweighting the desired factors, while allowing residual exposure to unintended factors as a by-product. Further, the indexes are always fully invested in equity securities and does not rely on cash exposures to increase or decrease risk.

## 7. How can a rules-based investment process complement fundamental management?

The ability to reduce portfolio costs within public equity allocations without sacrificing excess return potential is a key benefit of DMF relative to fundamental equity strategies.

While most fundamental equity managers seek to generate alpha through bottom-up stock selection, DMF's model-driven approach provides differentiated sources of alpha as evidenced by the low correlation of excess factor returns.<sup>2</sup>

Relative to concentrated stock indices, DMF offers diversified exposure. Depending on the identified macro regime, the Russell 1000 Invesco Dynamic Multifactor index will allocate to between 200 and 800 stocks.

And finally, the rules-based process allows for transparency into positioning and performance, allowing for timely reporting to committees and investors.

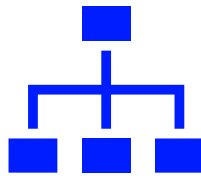
## 8. How do FTSE Russell and Invesco work together to deliver this to investors?

Our two firms work in partnership to support our clients in delivering on DMF's investment objectives.

Invesco's proprietary forward-looking macro regime framework guides DMF's factor allocations which are derived from FTSE Russell's global factor and index expertise. This top-down and bottom-up process provide a differentiated source of risk and return to the marketplace.

### Diversified, strong factor exposure

Leverage FTSE Russell's leading index capabilities: factor research, security weighting and index governance



### Proprietary macro regime indicators

Forward-looking signals guide dynamic factor allocations given their cyclical properties



The Greek philosopher Heraclitus said: "The only constant in life is change". Consistent with this philosophy, DMF adapts dynamically to changing market environments to offer an innovative, transparent, risk-controlled and cost-effective solution to investing in public equities.

<sup>2</sup> "Dynamic Multifactor Strategies – A Macro Regime Approach" Parts 1 and 2, by Alessio de Longis, CFA and Mo Haghbin, CFA, CAIA

# Appendix

## Invesco Dynamic Multifactor Indices

### Regional performance as of December 31, 2023

Returns (%)	YTD	1-year	3-year	5-year	2023	2022	2021	2020	2019	Inception Date
<b>Russell 1000 Invesco Dynamic Multifactor Index</b>	<b>21.86</b>	<b>21.86</b>	<b>10.84</b>	<b>17.53</b>	<b>21.86</b>	<b>-13.57</b>	<b>29.28</b>	<b>20.92</b>	<b>36.19</b>	<b>10/13/2017</b>
Russell 1000 Comprehensive Factor Index	14.88	14.88	9.08	12.65	14.88	-10.92	26.81	8.43	28.93	6/29/2001
Russell 1000 Index	26.53	26.53	8.97	15.52	26.53	-19.13	26.45	20.96	31.43	12/31/1978
<b>Russell 2000 Invesco Dynamic Multifactor Index</b>	<b>16.04</b>	<b>16.04</b>	<b>7.63</b>	<b>12.89</b>	<b>16.04</b>	<b>-16.89</b>	<b>29.27</b>	<b>15.21</b>	<b>27.62</b>	<b>10/13/2017</b>
Russell 2000 Comprehensive Factor Index	15.43	15.43	8.51	9.64	15.43	-13.35	27.74	2.47	21.01	6/22/2007
Russell 2000 Index	16.93	16.93	2.22	9.97	16.93	-20.44	14.82	19.96	25.52	1/1/1984
<b>FTSE Developed ex US Invesco Dynamic Multifactor Index</b>	<b>25.71</b>	<b>25.71</b>	<b>7.32</b>	<b>—</b>	<b>25.71</b>	<b>-15.65</b>	<b>17.70</b>	<b>—</b>	<b>—</b>	<b>8/17/2020</b>
FTSE Developed ex US Comprehensive Factor Index	17.52	17.52	3.74	—	17.52	-16.53	10.10	—	—	9/21/2001
FTSE Developed ex US Index	18.06	18.06	3.58	—	18.06	-14.59	11.80	—	—	9/22/2003
<b>FTSE Emerging Invesco Dynamic Multifactor Index</b>	<b>18.77</b>	<b>18.77</b>	<b>—</b>	<b>—</b>	<b>18.77</b>	<b>-13.48</b>	<b>—</b>	<b>—</b>	<b>—</b>	<b>1/29/2021</b>
FTSE Emerging Comprehensive Factor Index	22.04	22.04	—	—	22.04	-7.33	—	—	—	9/21/2001
FTSE Emerging Index	8.64	8.64	—	—	8.64	-16.91	—	—	—	12/29/2000

Risk (%) – Trailing 3-year statistics	Std Dev	Tracking Error	Up Capture Ratio	Down Capture Ratio
<b>Russell 1000 Invesco Dynamic Multifactor</b>	18.16	6.35	100.26	92.63
Russell 1000 Comprehensive Factor Index	17.47	5.42	92.25	89.15
Russell 1000 Index	17.67	--	100	100
<b>Russell 2000 Invesco Dynamic Multifactor</b>	20.8	4.83	109.38	92.17
Russell 2000 Comprehensive Factor Index	19.91	5.44	104.68	84.59
Russell 2000 Index	21.41	--	100	100
<b>FTSE Developed ex US Invesco Dynamic Multifactor</b>	17.79	4.62	108.86	94.94
FTSE Developed ex US Comprehensive Factor Index	15.96	3.16	87.59	91.86
FTSE Developed ex US Index	17.03	--	100	100
<b>FTSE Emerging Invesco Dynamic Multifactor**</b>	--	--	--	--
FTSE Emerging Comprehensive Factor Index	--	--	--	--
FTSE Emerging Index	--	--	--	--

Source: Morningstar, data as of 12/31/2023. **Past performance does not guarantee future results.** Performance for periods greater than 1-year are annualized. Index returns do not reflect payment of any sales charges or fees. See the appendix for additional back-tested performance notes.

**Past performance is not a guarantee of future results.**

For more information on the Invesco Solutions Tactical Asset Allocation (TAA) process covering Invesco's dynamic approach to factors, sectors, regions, and asset classes, please review the following white papers:

- "Dynamic Asset Allocation through the Business Cycle", by Alessio de Longis, CFA
- "Market Sentiment and the Business Cycle", by Alessio de Longis, CFA
- "Dynamic Multifactor Strategies – A Macro Regime Approach" Parts 1 and 2, by Alessio de Longis, CFA and Mo Haghbin, CFA, CAIA

Regional LEIs equally weight economic variables from the most cyclical and leading parts of the economy. LEIs seek to predict whether growth will be above or below its long-term trend in the medium term. For more details, see "Dynamic Asset Allocation and the Business Cycle" (de Longis, 2019).

GRACI measures the incremental return received by investors, on average, for an incremental unit of risk taken in global financial markets. This signal seeks to extract market expectations of future changes in economic growth to determine whether growth is likely to accelerate or decelerate. Global risk appetite has a strong and statistically significant correlation with the growth cycle and tends to lead turning points in global leading economic indicators by 2-3 months. For more details, see "Market Sentiment and the Business Cycle" (de Longis and Ellis, 2019).

**Important information**

This article is for Professional Clients and Financial Advisers in Continental Europe (as defined below), for Qualified Clients/Sophisticated Investors in Israel; for Professional Clients in Dubai, Ireland, and the UK; for Sophisticated or Professional Investors in Australia; Institutional Investors in the United States; in Canada, this document is restricted to (i) Accredited Investors, and (ii) Permitted Clients, as defined under National Instrument 45-106 and National Instrument 31-103, respectively; for Qualified Institutional Investors in Japan; for Professional Investors in Hong Kong, for Institutional Investors and/or Accredited Investors in Singapore, for certain specific sovereign wealth funds and/or Qualified Domestic Institutional Investors approved by local regulators only in the People's Republic of China, for certain specific Qualified Institutions and/or Sophisticated Investors only in Taiwan, for Qualified Professional Investors in Korea, for certain specific institutional investors in Brunei, for Qualified Institutional Investors and/or certain specific institutional investors in Thailand, for certain specific institutional investors in Indonesia and for qualified buyers in the Philippines for informational purposes only. It is not intended for and should not be distributed to, or relied upon, by the public or retail investors. For the purposes of this document, Continental Europe is defined as Austria, Belgium, Denmark, Finland, France, Germany, Italy, Luxembourg, Netherlands, Norway, Spain, Sweden and Switzerland.

By accepting this document, you consent to communicate with us in English, unless you inform us otherwise.

All material presented is compiled from sources believed to be reliable and current, but accuracy cannot be guaranteed. This is not to be construed as an offer to buy or sell any financial instruments and should not be relied upon as the sole factor in an investment-making decision. As with all investments, there are associated inherent risks. This should not be considered a recommendation to purchase any investment product. Investors should consult a financial professional before making any investment decisions if they are uncertain whether an investment is suitable for them. Please obtain and review all financial material carefully before investing. The opinions expressed are those of the authors, are based on current market conditions and are subject to change without notice. These opinions may differ from those of other Invesco investment professionals.

Where individuals or the business have expressed opinions, they are based on current market conditions, they may differ from those of other investment professionals and are subject to change without notice.

This document contains general information only and does not take into account individual objectives, taxation position or financial needs. Nor does this constitute a recommendation of the suitability of any investment strategy for a particular investor. Neither Invesco Ltd. nor any of its member companies guarantee the return of capital, distribution of income or the performance of any fund or strategy.

This document is by way of information only. This document has been prepared only for those persons to whom Invesco has provided it. It should not be relied upon by anyone else and you may only reproduce, circulate and use this document (or any part of it) with the consent of Invesco.

This article is for general educational and informational purposes. This is not an offer to buy or sell any investment products. FTSE Russell is the index provider of Dynamic MultiFactor Index series. The Index Provider is responsible for the maintenance and calculation of the Indexes. The Index Provider is not affiliated with Invesco or its affiliates, such as Invesco Indexing. Invesco has entered into a license agreement with the Index Provider to use Dynamic MultiFactor Index series. Invesco Indexing's only role with respect to the indexes is in providing a data signal to FTSE Russell each month, which identifies the applicable economic stage (i.e. recovery, expansion, slowdown, contraction) that FTSE Russell applies when constructing the underlying index. Invesco Indexing LLC is an indirect, wholly owned subsidiary of Invesco Ltd. The group is legally, technologically and physically separate from other business units of Invesco, including the various global investment centers.

Past performance is not a guarantee of future results.

An investment cannot be made in an index.

Sponsored by Invesco Indexing LLC Invesco Indexing LLC, 100 Federal Street, 28th Floor, Boston, MA 02110

**Restrictions on distribution:**

**Canada**

In **Canada**, this document is restricted to (i) Accredited Investors, and (ii) Permitted Clients, as defined under National Instrument 45-106 and National Instrument 31-103, respectively.

**This document is issued in:**

**Australia** This document has been prepared only for those persons to whom Invesco has provided it. It should not be relied upon by anyone else. Information contained in this document may not have been prepared or tailored for an Australian audience and does not constitute an offer of a financial product in Australia. You may only reproduce, circulate and use this document (or any part of it) with the consent of Invesco. The information in this document has been prepared without taking into account any investor's investment objectives, financial situation or particular needs. Before acting on the information the investor should consider its appropriateness with regard to their investment objectives, financial situation and needs. You should note that this information: may contain references to dollar amounts that are not Australian dollars; may contain financial information that is not prepared in accordance with Australian law or practices; may not address risks associated with investment in foreign currency-denominated investments; and does not address Australian tax issues.

Issued in **Australia** by Invesco Australia Limited (ABN 48 001 693 232), Level 26, 333 Collins Street, Melbourne, Victoria, 3000, Australia which holds an Australian Financial Services Licence number 239916.

**Austria and Germany** by Invesco Asset Management Deutschland GmbH An der Welle 5, 60322 Frankfurt am Main, Germany.

**Belgium, Denmark, Finland, France, Italy, Luxembourg, Netherlands, Norway, Spain and Sweden** by Invesco Management S.A., President Building, 37A Avenue JF Kennedy, L-1855 Luxembourg, regulated by the Commission de Surveillance du Secteur Financier, Luxembourg.

**Canada** by Invesco Canada Ltd., 120 Bloor Street East, Suite 700, Toronto, Ontario, M4W 1B7.

**Dubai** by Invesco Asset Management Limited, Index Tower Level 6 - Unit 616, P.O. Box 506599, Al Mustaqbal Street, DIFC, Dubai, United Arab Emirates. Regulated by the Dubai Financial Services Authority.

**Hong Kong** by Invesco Hong Kong Limited 景順投資 管理有限公司, 45/F, Jardine House, 1 Connaught Place, Central, Hong Kong.

**Japan** by Invesco Asset Management (Japan) Limited, Roppongi Hills Mori Tower 14F, 6-10-1 Roppongi, Minato-ku, Tokyo 106-6114; Registration Number: The Director-General of Kanto Local Finance Bureau (Kin-sho) 306; Member of the Investment Trusts Association, Japan and the Japan Investment Advisers Association.

**Singapore** by Invesco Asset Management Singapore Ltd, 9 Raffles Place, #18-01 Republic Plaza, Singapore 048619.

**Switzerland** by Invesco Asset Management (Schweiz) AG, Talacker 34, 8001 Zurich, Switzerland.

**Taiwan** by Invesco Taiwan Limited, 22F, No.1, Songzhi Road, Taipei 11047, Taiwan (0800-045-066). **Invesco Taiwan Limited is operated and managed independently.**

**UK and Ireland** by Invesco Asset Management Limited, Perpetual Park, Perpetual Park Drive, Henley-on-Thames, Oxfordshire, RG9 1HH, United Kingdom. Authorised and regulated by the Financial Conduct Authority.

In the **US** by Invesco Advisers, Inc., 1331 Spring Street NW, Suite 2500, Atlanta, GA 30309.

## ABOUT FTSE RUSSELL

FTSE Russell is a leading global provider of index and benchmark solutions, spanning diverse asset classes and investment objectives. As a trusted investment partner, we help investors make better-informed investment decisions, manage risk, and seize opportunities.

Market participants look to us for our expertise in developing and managing global index solutions across asset classes. Asset owners, asset managers, ETF providers and investment banks choose FTSE Russell solutions to benchmark their investment performance and create investment funds, ETFs, structured products, and index-based derivatives. Our clients use our solutions for asset allocation, investment strategy analysis and risk management, and value us for our robust governance process and operational integrity.

For over 35 years we have been at the forefront of driving change for the investor, always innovating to shape the next generation of benchmarks and investment solutions that open up new opportunities for the global investment community.

## CONTACT US

To learn more, visit [lseg.com/ftse-russell](https://lseg.com/ftse-russell); email [info@ftserussell.com](mailto:info@ftserussell.com); or call your regional Client Service team office:

**EMEA** +44 (0) 20 7866 1810

**Asia-Pacific**

**Sydney** +61 (0) 2 7228 5659

**North America** +1 877 503 6437

**Hong Kong** +852 2164 3333

**Tokyo** +81 3 6441 1430

## Disclaimer

© 2024 London Stock Exchange Group plc and its applicable group undertakings ("LSEG"). LSEG includes (1) FTSE International Limited ("FTSE"), (2) Frank Russell Company ("Russell"), (3) FTSE Global Debt Capital Markets Inc. and FTSE Global Debt Capital Markets Limited (together, "FTSE Canada"), (4) FTSE Fixed Income Europe Limited ("FTSE FI Europe"), (5) FTSE Fixed Income LLC ("FTSE FI"), (6) FTSE (Beijing) Consulting Limited ("WOFE") (7) Refinitiv Benchmark Services (UK) Limited ("RBSL"), (8) Refinitiv Limited ("RL") and (9) Beyond Ratings S.A.S. ("BR"). All rights reserved.

FTSE Russell® is a trading name of FTSE, Russell, FTSE Canada, FTSE FI, FTSE FI Europe, WOFE, RBSL, RL, and BR. "FTSE®", "Russell®", "FTSE Russell®", "FTSE4Good®", "ICB®", "Refinitiv", "Beyond Ratings®", "WMR™", "FR™" and all other trademarks and service marks used herein (whether registered or unregistered) are trademarks and/or service marks owned or licensed by the applicable member of LSEG or their respective licensors and are owned, or used under licence, by FTSE, Russell, FTSE Canada, FTSE FI, FTSE FI Europe, WOFE, RBSL, RL or BR. FTSE International Limited is authorised and regulated by the Financial Conduct Authority as a benchmark administrator. Refinitiv Benchmark Services (UK) Limited is authorised and regulated by the Financial Conduct Authority as a benchmark administrator.

All information is provided for information purposes only. All information and data contained in this publication is obtained by LSEG, from sources believed by it to be accurate and reliable. Because of the possibility of human and mechanical inaccuracy as well as other factors, however, such information and data is provided "as is" without warranty of any kind. No member of LSEG nor their respective directors, officers, employees, partners or licensors make any claim, prediction, warranty or representation whatsoever, expressly or impliedly, either as to the accuracy, timeliness, completeness, merchantability of any information or LSEG Products, or of results to be obtained from the use of LSEG products, including but not limited to indices, rates, data and analytics, or the fitness or suitability of the LSEG products for any particular purpose to which they might be put. The user of the information assumes the entire risk of any use it may make or permit to be made of the information.

No responsibility or liability can be accepted by any member of LSEG nor their respective directors, officers, employees, partners or licensors for (a) any loss or damage in whole or in part caused by, resulting from, or relating to any inaccuracy (negligent or otherwise) or other circumstance involved in procuring, collecting, compiling, interpreting, analysing, editing, transcribing, transmitting, communicating or delivering any such information or data or from use of this document or links to this document or (b) any direct, indirect, special, consequential or incidental damages whatsoever, even if any member of LSEG is advised in advance of the possibility of such damages, resulting from the use of, or inability to use, such information.

No member of LSEG nor their respective directors, officers, employees, partners, or licensors provide investment advice and nothing in this document should be taken as constituting financial or investment advice. No member of LSEG nor their respective directors, officers, employees, partners, or licensors make any representation regarding the advisability of investing in any asset or whether such investment creates any legal or compliance risks for the investor. A decision to invest in any such asset should not be made in reliance on any information herein. Indices and rates cannot be invested in directly. Inclusion of an asset in an index or rate is not a recommendation to buy, sell or hold that asset nor confirmation that any particular investor may lawfully buy, sell, or hold the asset or an index or rate containing the asset. The general information contained in this publication should not be acted upon without obtaining specific legal, tax, and investment advice from a licensed professional.

Past performance is no guarantee of future results. Charts and graphs are provided for illustrative purposes only. Index and/or rate returns shown may not represent the results of the actual trading of investable assets. Certain returns shown may reflect back-tested performance. All performance presented prior to the index or rate inception date is back-tested performance. Back-tested performance is not actual performance, but is hypothetical. The back-test calculations are based on the same methodology that was in effect when the index or rate was officially launched. However, back-tested data may reflect the application of the index or rate methodology with the benefit of hindsight, and the historic calculations of an index or rate may change from month to month based on revisions to the underlying economic data used in the calculation of the index or rate.

This document may contain forward-looking assessments. These are based upon a number of assumptions concerning future conditions that ultimately may prove to be inaccurate. Such forward-looking assessments are subject to risks and uncertainties and may be affected by various factors that may cause actual results to differ materially. No member of LSEG nor their licensors assume any duty to and do not undertake to update forward-looking assessments.

No part of this information may be reproduced, stored in a retrieval system, or transmitted in any form or by any means, electronic, mechanical, photocopying, recording or otherwise, without prior written permission of the applicable member of LSEG. Use and distribution of LSEG data requires a licence from LSEG and/or its licensors.



**FTSE  
RUSSELL**  
An LSEG Business

