

LSEG WORKSPACE

OPENFIN BASIC INSTALLATION GUIDE

Used by 90% of major global banks, OpenFin deploys more than 3,500 desktop applications to more than 3,800 buy-side and sell-side firms. The productivity-enhancing technology of OpenFin will be a core component of our long-term strategy for Workspace to create a cutting-edge customer experience.

With Workspace using OpenFin technology, LSEG customers will eventually be able to:

- Create rich and interactive desktop experiences tailored to their needs
- Integrate their applications with Workspace using the interoperability layer of OpenFin
- Experience a zero-install delivery model
- Ensure they always have the latest version of Workspace through instant update technology

LSEG has now released a Pilot version of Workspace on the OpenFin platform, which is available to download for evaluation purposes.

Accessing the Pilot release

To gain access to the Pilot release of Workspace for OpenFin, refer to the guidance in the table below:

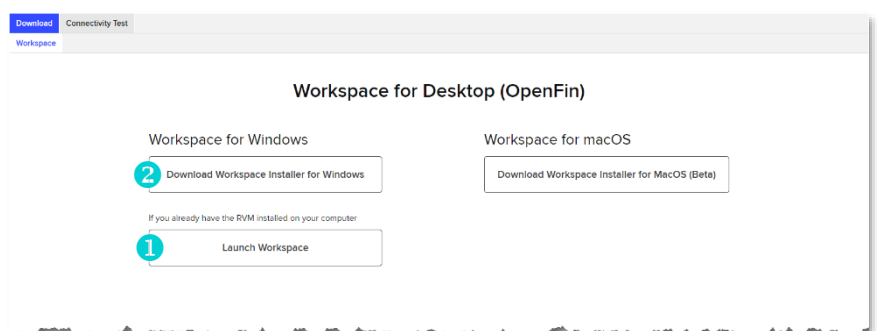
User type	Installation guidance
Existing Workspace customer	Follow the instructions below.
Existing Eikon customer	Contact your Account Team to enable your Eikon account for use of Workspace.
Existing customer, non-Workspace or Eikon	Contact your Account Team to request an LSEG Workspace account.
New customers	Contact us through this form or through your nearest LSEG Office .

Installing Workspace for OpenFin

You are now taken to the [download website](#)¹. You can install Workspace on multiple devices by returning to this page.

If you already have OpenFin installed on your machine, on the download website:

- Click the **Launch Workspace**² button (1).



¹ If you are unable to reach this page, contact your Account Team.

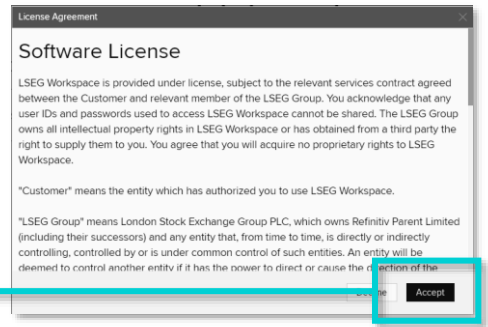
² The LSEG Workspace shortcuts will also be created in the Windows Start menu.

Downloading the executable

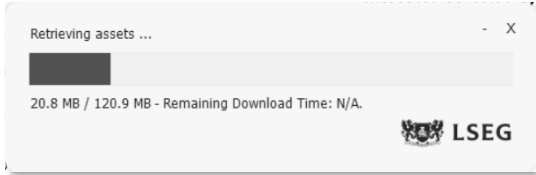
To install Workspace for OpenFin:

1. Click the **Download Workspace for Windows** button (2).
2. Read the Software Licence message and, if you want to proceed, click **Accept**.

The Workspace for OpenFin executable will now begin downloading.



Installing Workspace



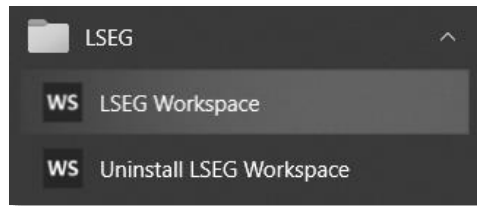
To install the application:

- Run the downloaded executable file to download and install OpenFin, if necessary, and Workspace

Running Workspace

To start using the product immediately, following installation:

- Select the **Open Workspace** button.



To run the application later:

- In Windows, select **Start**.
- Choose **LSEG > LSEG Workspace**.

